



US00D970207S

(12) **United States Design Patent**  
**Yang**

(10) **Patent No.:** **US D970,207 S**

(45) **Date of Patent:** **\*\* Nov. 22, 2022**

(54) **NAIL CLIPPER CASE**

(71) Applicant: **Shenzhen Dongdan Technology Co., Ltd**, Shenzhen (CN)

(72) Inventor: **Ta Yang**, Shenzhen (CN)

(73) Assignee: **SHENZHEN DONGDAN TECHNOLOGY CO., LTD**, Shenzhen (CN)

(\*\*) Term: **15 Years**

(21) Appl. No.: **29/839,534**

(22) Filed: **May 23, 2022**

(51) **LOC (13) Cl.** ..... **03-01**

(52) **U.S. Cl.**  
USPC ..... **D3/205**

(58) **Field of Classification Search**  
USPC ..... D3/205, 206  
CPC ..... A45C 11/00; A45C 11/008; A45C 11/26;  
A45C 2011/007; A45C 9/00; A45D 44/18  
See application file for complete search history.

(56) **References Cited**

**U.S. PATENT DOCUMENTS**

D359,163 S	*	6/1995	Summerfield	.....	D3/205
D449,158 S	*	10/2001	Banks	.....	D3/205
D461,046 S	*	8/2002	Cohen	.....	D3/205
D466,283 S		12/2002	Kim		
D595,503 S	*	7/2009	Guy	.....	D3/205

D641,547 S	*	7/2011	Coleman	.....	D3/205
D823,595 S		7/2018	Yoo		
D841,975 S	*	3/2019	Peng	.....	D3/205
D878,035 S	*	3/2020	Peng	.....	D3/205
D894,590 S	*	9/2020	Jais	.....	D3/205
D935,763 S	*	11/2021	Lu	.....	D3/205

\* cited by examiner

*Primary Examiner* — Charles D Hanson

(74) *Attorney, Agent, or Firm* — Andrew C. Cheng

(57) **CLAIM**

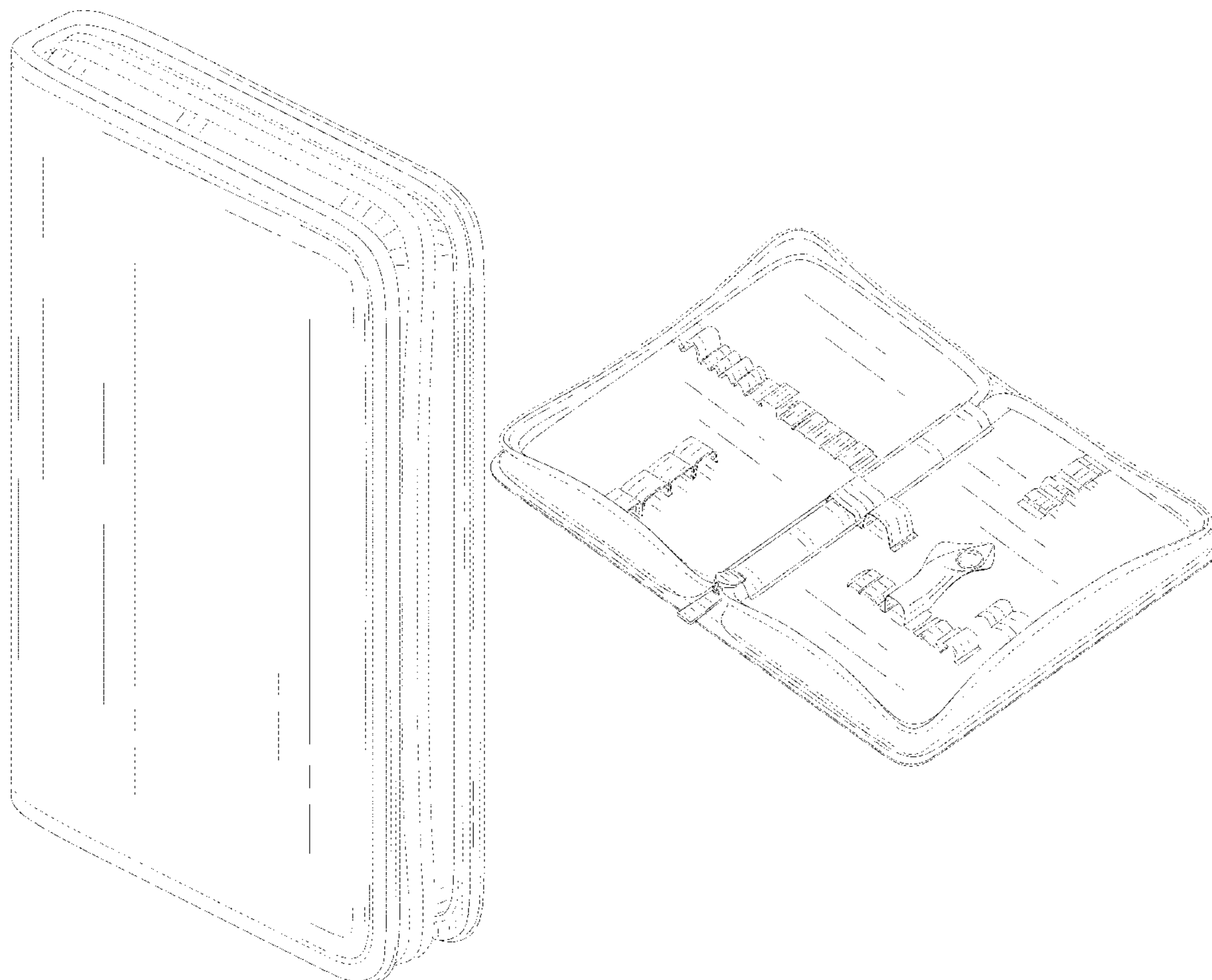
I claim the ornamental design for a nail clipper case, as shown and described.

**DESCRIPTION**

FIG. 1 is a front, right and top perspective view of a nail clipper case showing my new design;  
FIG. 2 is a rear, left and bottom perspective view thereof;  
FIG. 3 is a front view thereof;  
FIG. 4 is a rear view thereof;  
FIG. 5 is a left side view thereof;  
FIG. 6 is a right side view thereof;  
FIG. 7 is a top view thereof;  
FIG. 8 is a bottom view thereof;  
FIG. 9 is a perspective view thereof showing the nail clipper case in an open state; and,  
FIG. 10 is another perspective view thereof showing the nail clipper case in the open state and viewed from another aspect.

The broken lines depict portions of the nail clipper case in which the design is embodied that form no part of the claimed design.

**1 Claim, 10 Drawing Sheets**



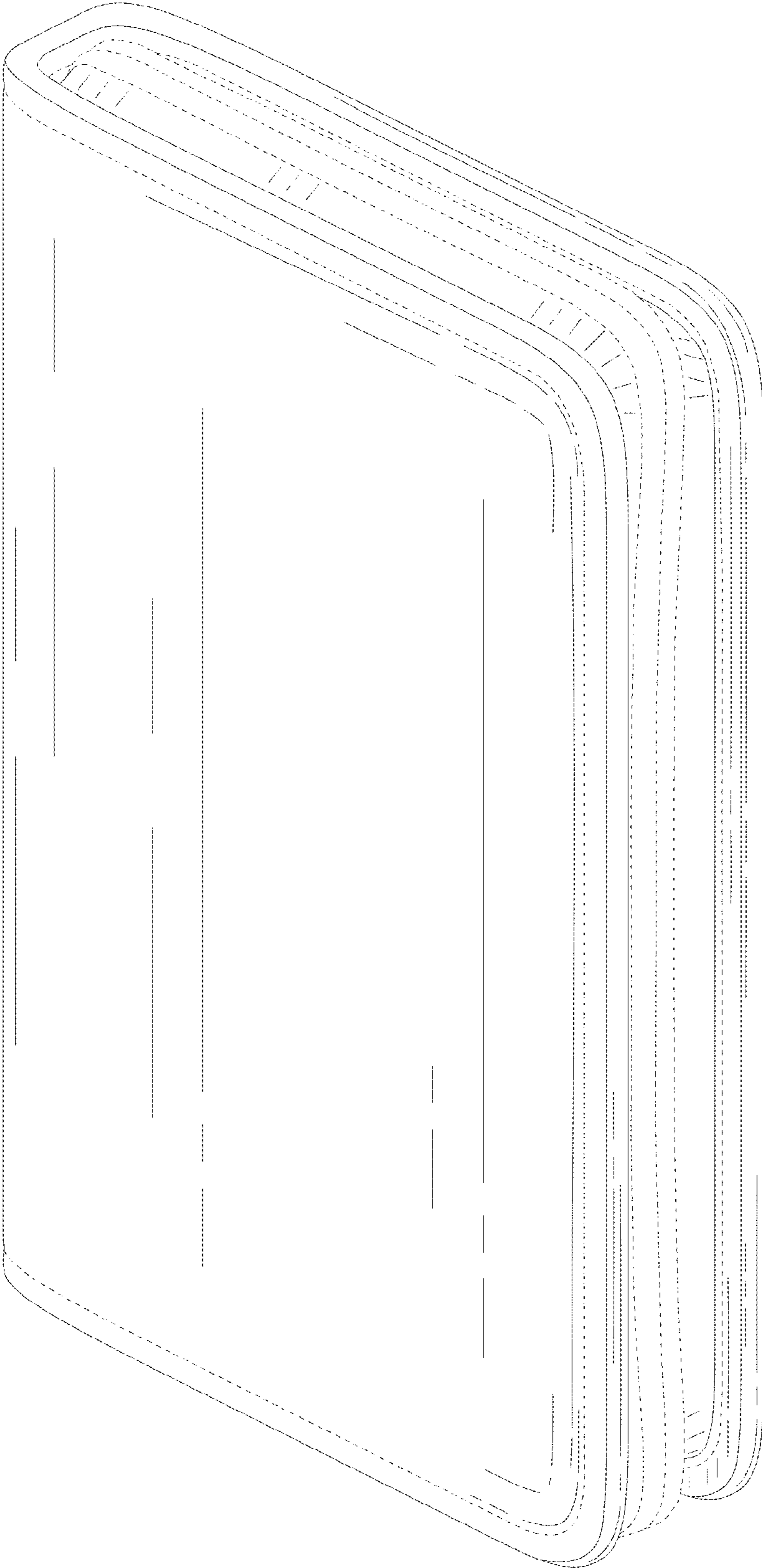


FIG. 1




FIG. 2




FIG. 3




FIG. 4




FIG. 5






FIG. 6

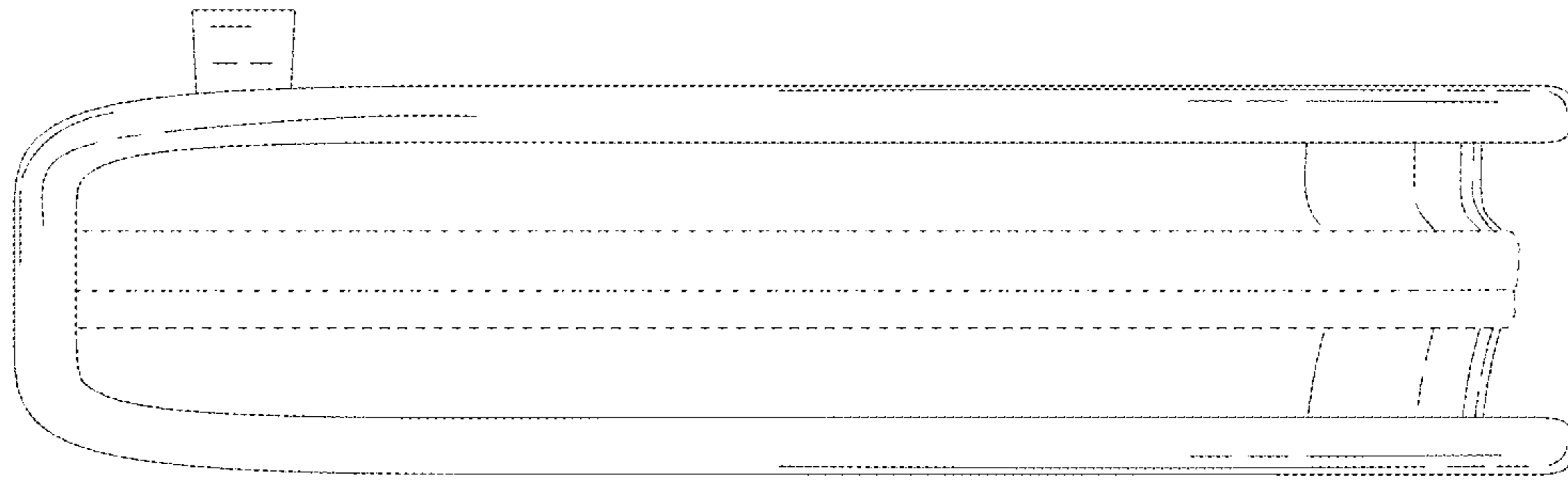


FIG. 7



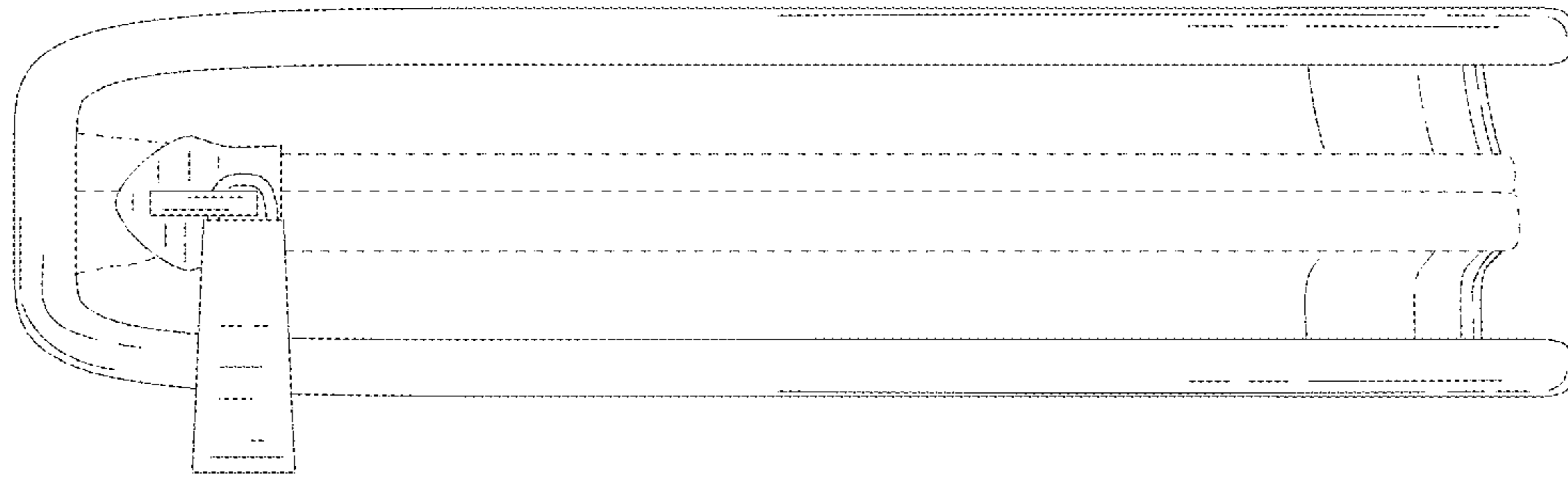


FIG. 8

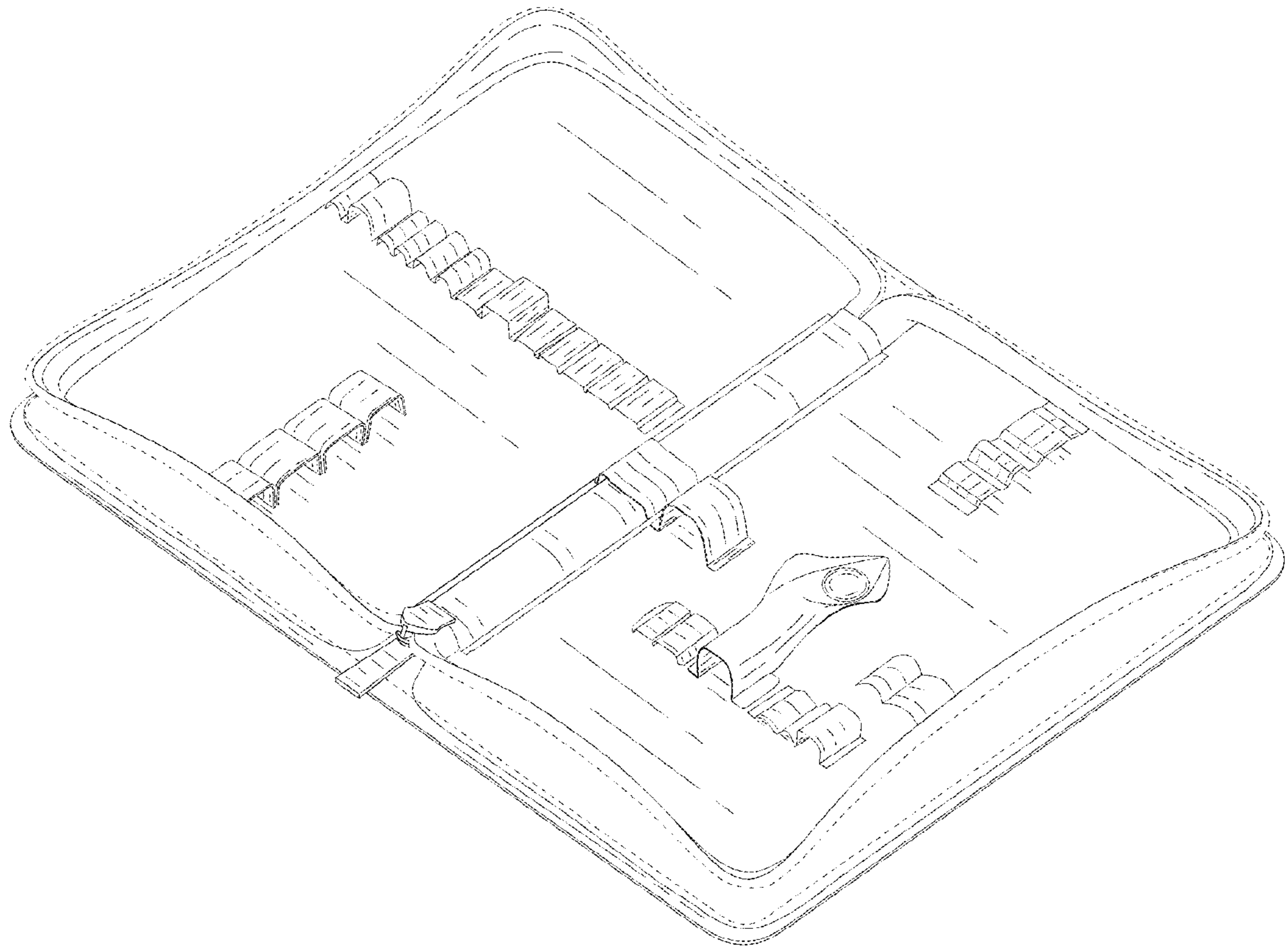


FIG. 9

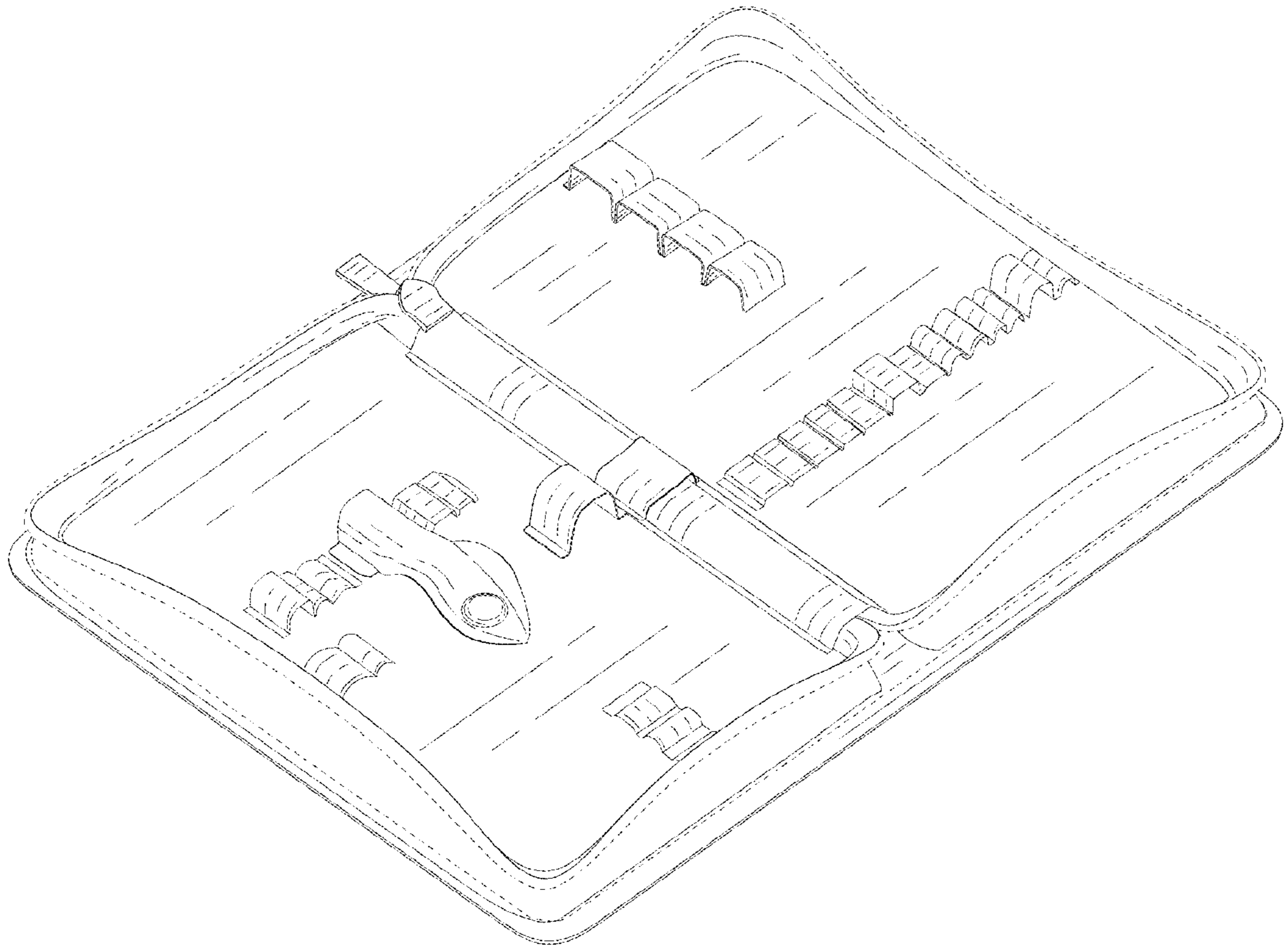


FIG. 10