



US00D970206S

(12) **United States Design Patent** (10) **Patent No.:** **US D970,206 S**
Moser (45) **Date of Patent:** **** Nov. 22, 2022**

(54) **GUITAR CASE**

(71) Applicant: **Moser-Lucido-Production, LLC**,
Huntington, NY (US)
(72) Inventor: **Don Louis Moser**, Los Angeles, CA
(US)
(73) Assignee: **MOSER—LUCIDO—PRODUCTION,**
LLC, Huntington, NY (US)

(**) Term: **15 Years**

(21) Appl. No.: **29/761,854**

(22) Filed: **Dec. 11, 2020**

Related U.S. Application Data

(63) Continuation of application No. 29/646,791, filed on
May 7, 2018, now Pat. No. Des. 907,356.

(51) **LOC (13) Cl.** **03-01**

(52) **U.S. Cl.**
USPC **D3/204**

(58) **Field of Classification Search**
USPC D3/204, 201, 273, 276, 294; D9/418
CPC . G10G 5/00; G10G 7/00; G10G 7/005; A47B
55/00; A47B 81/00; A47B 96/00; A47F
7/00; A47F 3/005; A47G 1/06; A47G
1/12

See application file for complete search history.

(56) **References Cited**

U.S. PATENT DOCUMENTS

2,120,826 A * 6/1938 Young A47F 7/03
206/6.1
3,324,997 A * 6/1967 Bonanno B65D 43/164
206/765
D249,979 S * 10/1978 Fernandez D3/204
5,833,051 A * 11/1998 Tiefenbrun G10G 7/005
206/14
6,685,283 B2 * 2/2004 Gembar A47F 3/00
248/176.1
6,959,810 B2 * 11/2005 Neilson A45C 11/24
206/204

(Continued)

OTHER PUBLICATIONS

Guitar case google search; google.com; Sep. 1, 2022.*
Guitar case glass front google search; google.com; Sep. 1, 2022.*

Primary Examiner — Mitchell I. Siegel
(74) *Attorney, Agent, or Firm* — Davidson Law Group,
ALC; Payam Moradian

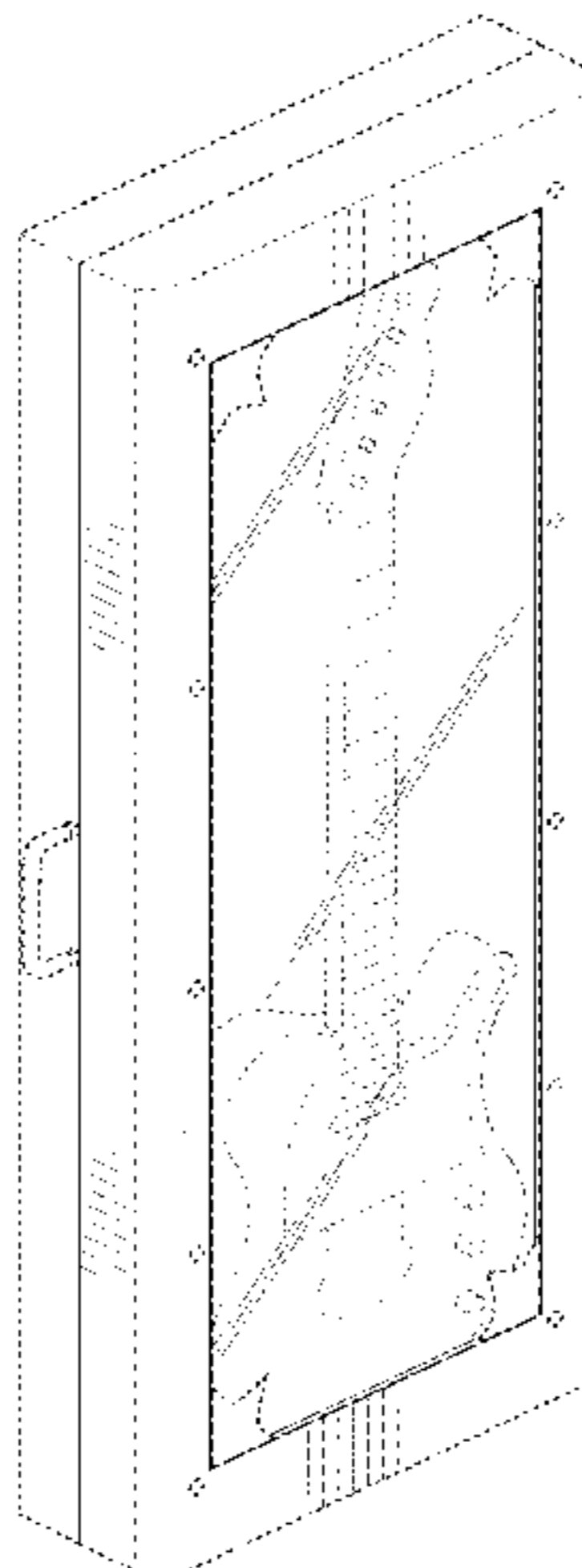
(57) **CLAIM**

I claim the ornamental design for a guitar case, as shown and
described.

DESCRIPTION

FIG. 1 is a front perspective view of the guitar case, showing
my new design;
FIG. 2 is a front view thereof;
FIG. 3 is a rear view thereof;
FIG. 4 is a left side view thereof;
FIG. 5 is a right side view thereof;
FIG. 6 is a left side view thereof;
FIG. 7 is a right side view thereof;
FIG. 8 is a rear side-front portion view thereof;
FIG. 9 is a front perspective view of the guitar case showing
me design, according to a second embodiment;
FIG. 10 is a front view thereof;
FIG. 11 is a rear view thereof;
FIG. 12 is a left side view thereof;
FIG. 13 is a right side view thereof;
FIG. 14 is a left side view thereof;
FIG. 15 is a right side view thereof; and,
FIG. 16 is a rear side-front portion view thereof.
The broken lines in the drawings of the guitar case are for
showing the portion of the guitar case and form no part of
the claimed design.

1 Claim, 12 Drawing Sheets



(56)

References Cited

U.S. PATENT DOCUMENTS

7,090,313 B1 * 8/2006 McMurray A47F 3/005
 312/114
 7,290,653 B2 * 11/2007 Izen A47F 7/00
 206/314
 8,207,434 B2 * 6/2012 Klemp G10G 7/005
 84/453
 D691,036 S * 10/2013 Sill D9/418
 8,955,673 B2 * 2/2015 Sauter G10G 7/00
 206/14
 D762,373 S * 8/2016 Bolden D3/204
 9,824,669 B2 * 11/2017 Horneff A47B 96/00
 D880,158 S * 4/2020 Farington D3/294
 D882,942 S * 5/2020 Moser D3/204
 D896,502 S * 9/2020 Moser D3/204
 10,783,862 B1 * 9/2020 Moser G10G 7/005
 2001/0040423 A1 * 11/2001 Sheehan A47G 1/06
 312/245
 2003/0192795 A1 * 10/2003 Izen A45C 11/10
 206/314
 2020/0273438 A1 * 8/2020 Moser G10G 7/005

* cited by examiner

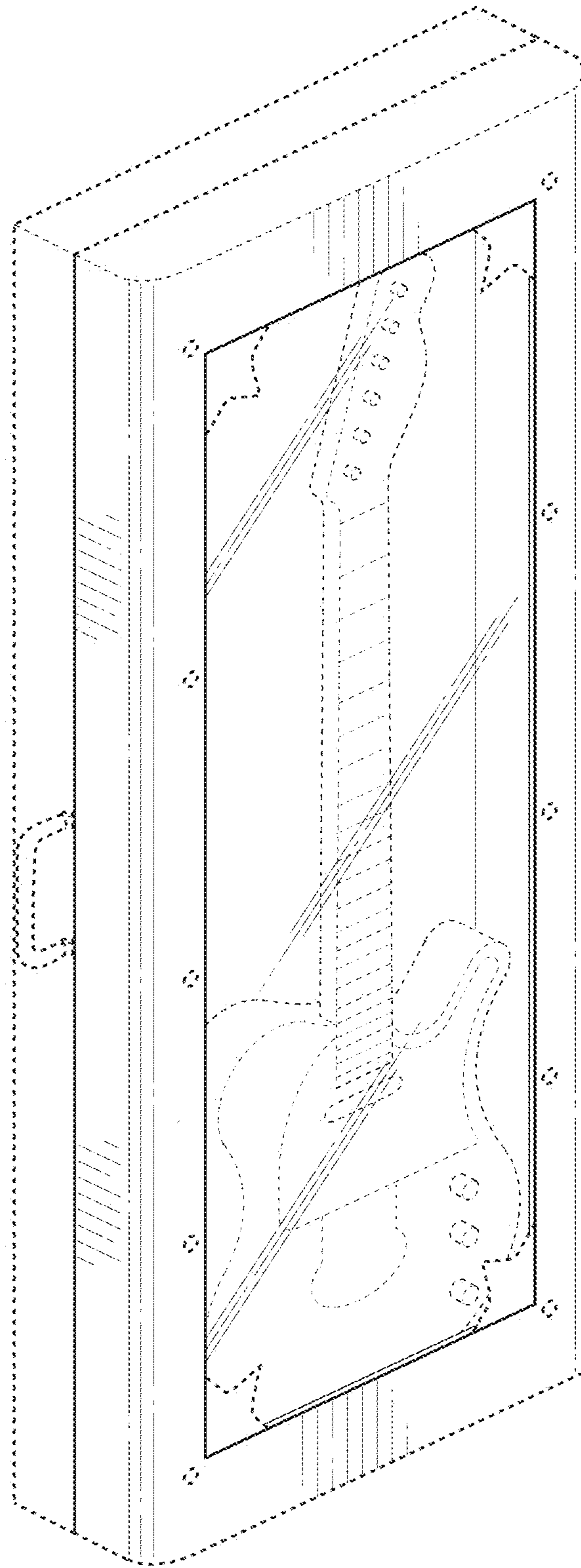


FIG. 1

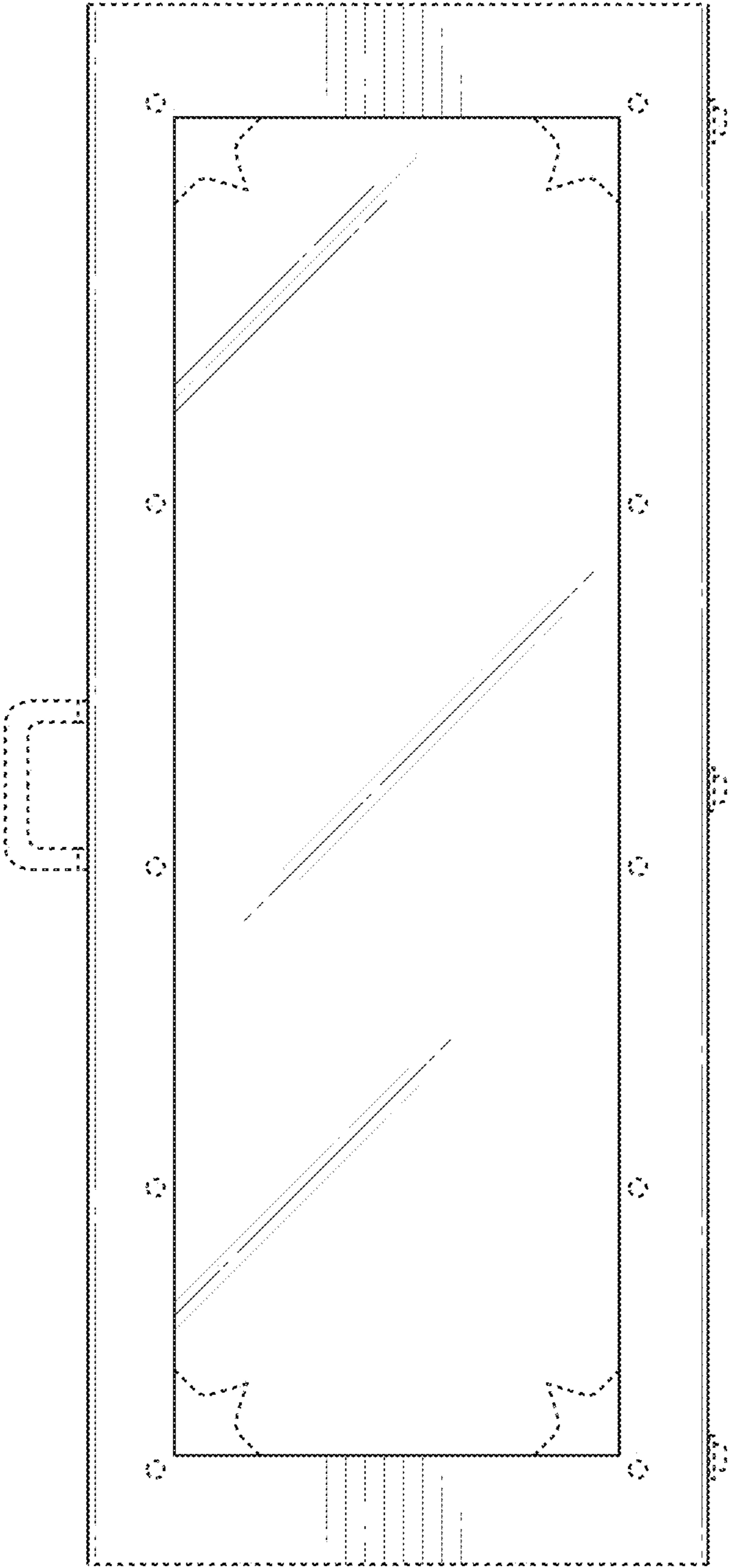


FIG. 2




FIG. 3




FIG. 4

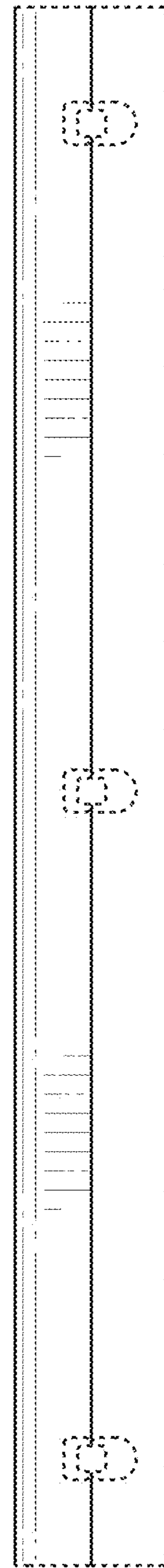


FIG. 5




FIG. 6




FIG. 7

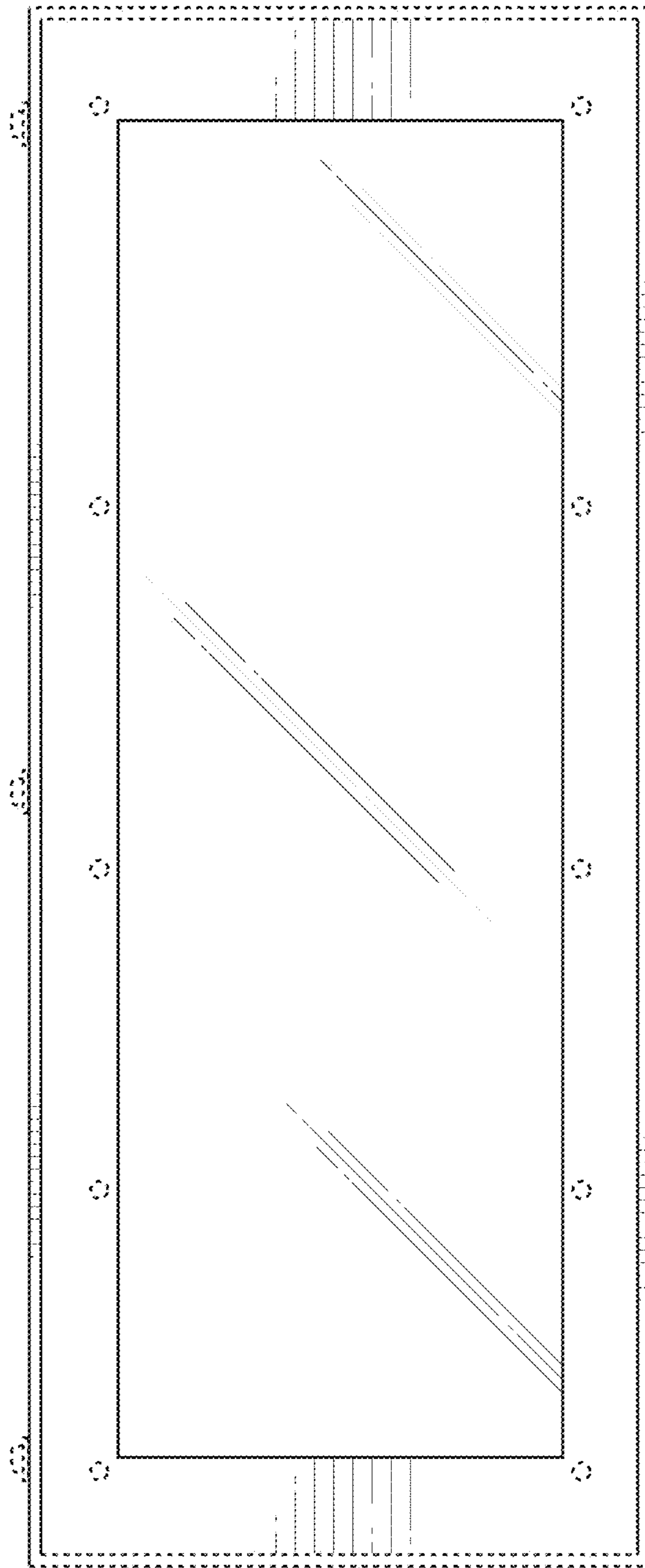


FIG. 8

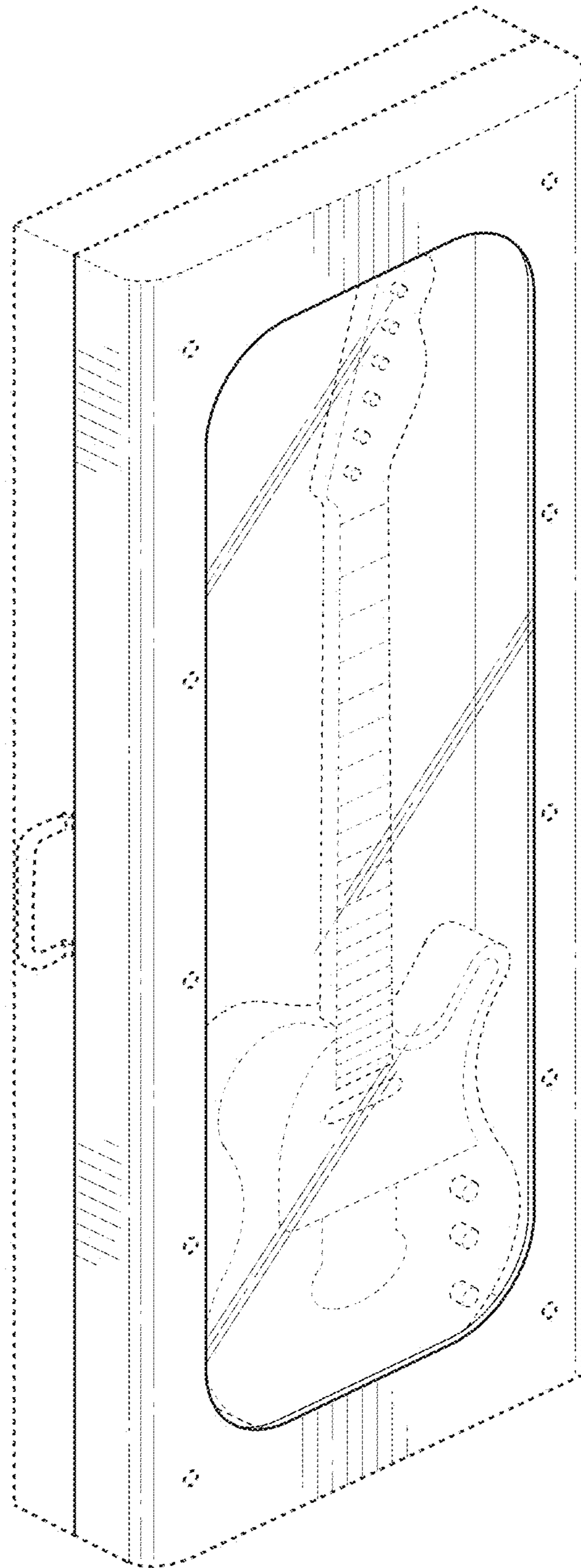


FIG. 9

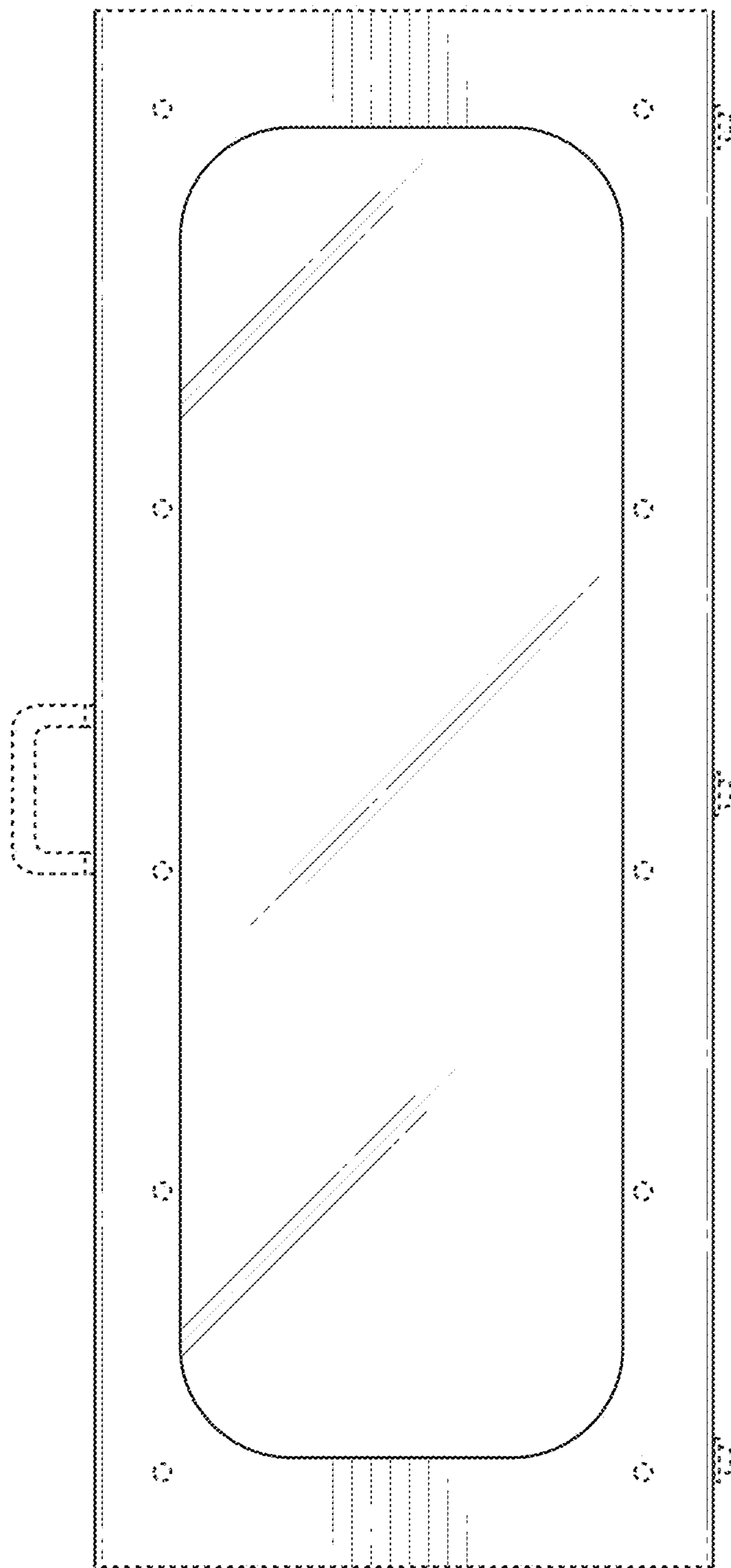


FIG. 10




FIG. 11

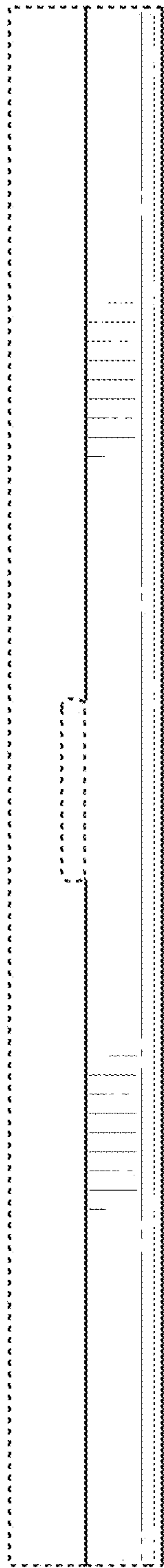


FIG. 12

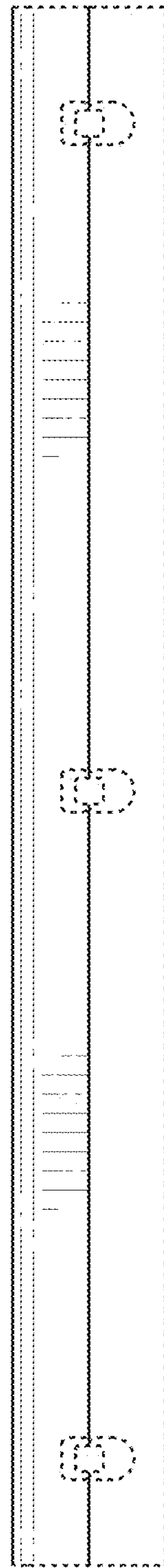


FIG. 13




FIG. 14




FIG. 15

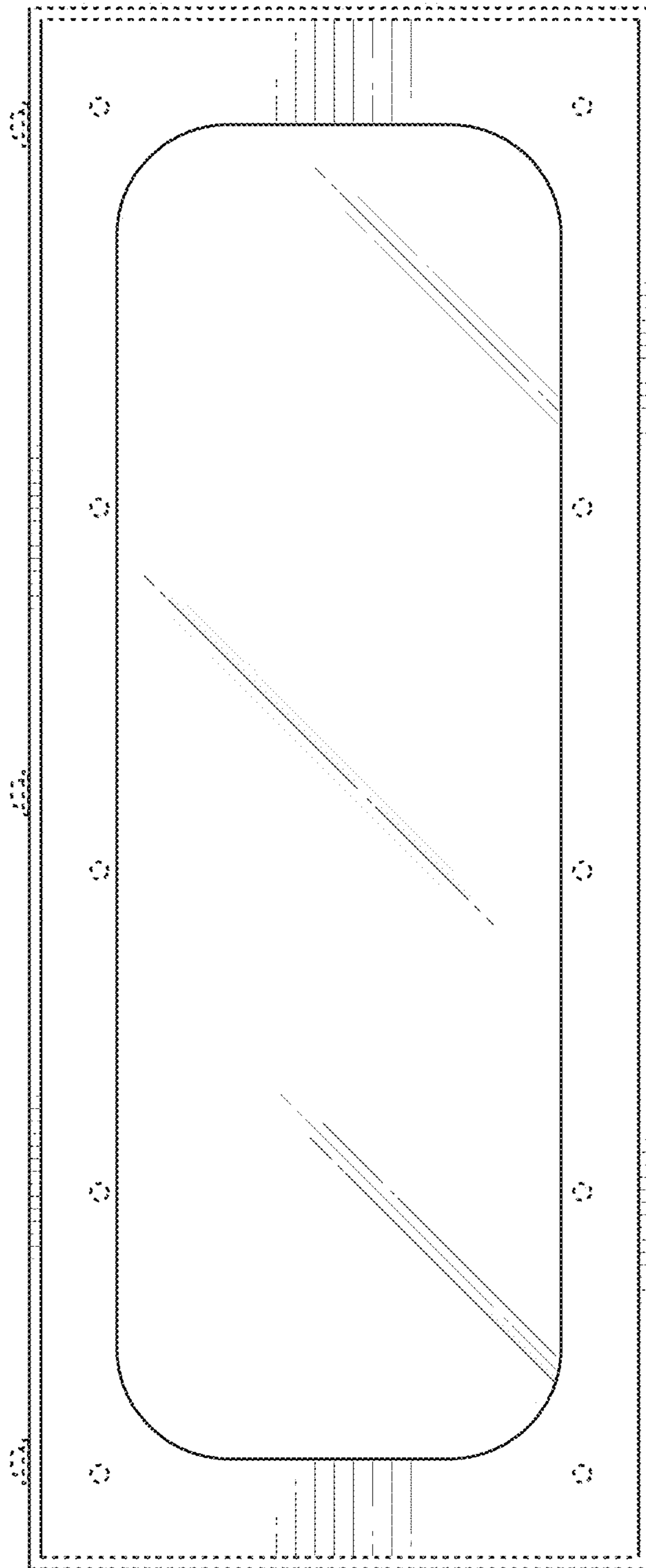


FIG. 16