



US00D970138S

(12) **United States Design Patent** (10) **Patent No.:** **US D970,138 S**
Thyson (45) **Date of Patent:** **** *Nov. 15, 2022**

(54) **MOP HEAD**
(71) Applicant: **Carl Freudenberg KG**, Weinheim (DE)
(72) Inventor: **Diana Thyson**, Bad Duerkheim (DE)
(73) Assignee: **CARL FREUDENBERG KG**, Weinheim (DE)

D773,768 S	*	12/2016	Troger	D32/50
D782,141 S	*	3/2017	Troger	D32/50
D782,142 S	*	3/2017	Troger	D32/50
D838,423 S	*	1/2019	Troger	D32/50
D861,273 S	*	9/2019	Thyson	D32/50
D884,299 S	*	5/2020	Thyson	D32/50
D905,365 S	*	12/2020	Thyson	D32/50

(*) Notice: This patent is subject to a terminal disclaimer.

FOREIGN PATENT DOCUMENTS

EM	0016188360-0001	*	10/2009
IN	302103-0001	*	8/2017

(**) Term: **15 Years**

OTHER PUBLICATIONS

U.S. Appl. No. 29/723,938, filed Feb. 12, 2020.

(21) Appl. No.: **29/723,942**

* cited by examiner

(22) Filed: **Feb. 12, 2020**

Primary Examiner — John R Yeh

(30) **Foreign Application Priority Data**

(74) *Attorney, Agent, or Firm* — Leydig, Voit & Mayer, Ltd.

Aug. 14, 2019 (EM) 006717153

(51) **LOC (13) Cl.** **07-05**

(52) **U.S. Cl.**
USPC **D32/50**

(57) **CLAIM**

The ornamental design for a mop head, as shown and described.

(58) **Field of Classification Search**
USPC D32/40-43, 45, 50-52; D6/606
CPC A61B 6/501; A63H 33/305
See application file for complete search history.

DESCRIPTION

FIG. 1 is a top-front-right perspective view of a mop head showing my new design;
FIG. 2 is a top view thereof;
FIG. 3 is a bottom view thereof;
FIG. 4 is a front view thereof;
FIG. 5 is a back view thereof;
FIG. 6 is a left view thereof; and,
FIG. 7 is a right view thereof.


(56) **References Cited**

U.S. PATENT DOCUMENTS

D325,454 S	*	4/1992	Schmidt	D32/51
D365,181 S	*	12/1995	Gray	D32/50
D770,119 S	*	10/2016	Troger	D32/50
D770,714 S	*	11/2016	Troger	D32/50
D773,767 S	*	12/2016	Troger	D32/50

The broken lines in the drawings illustrate portions of the mop head which form no part of the claimed design.

1 Claim, 7 Drawing Sheets






FIG. 1




FIG. 2

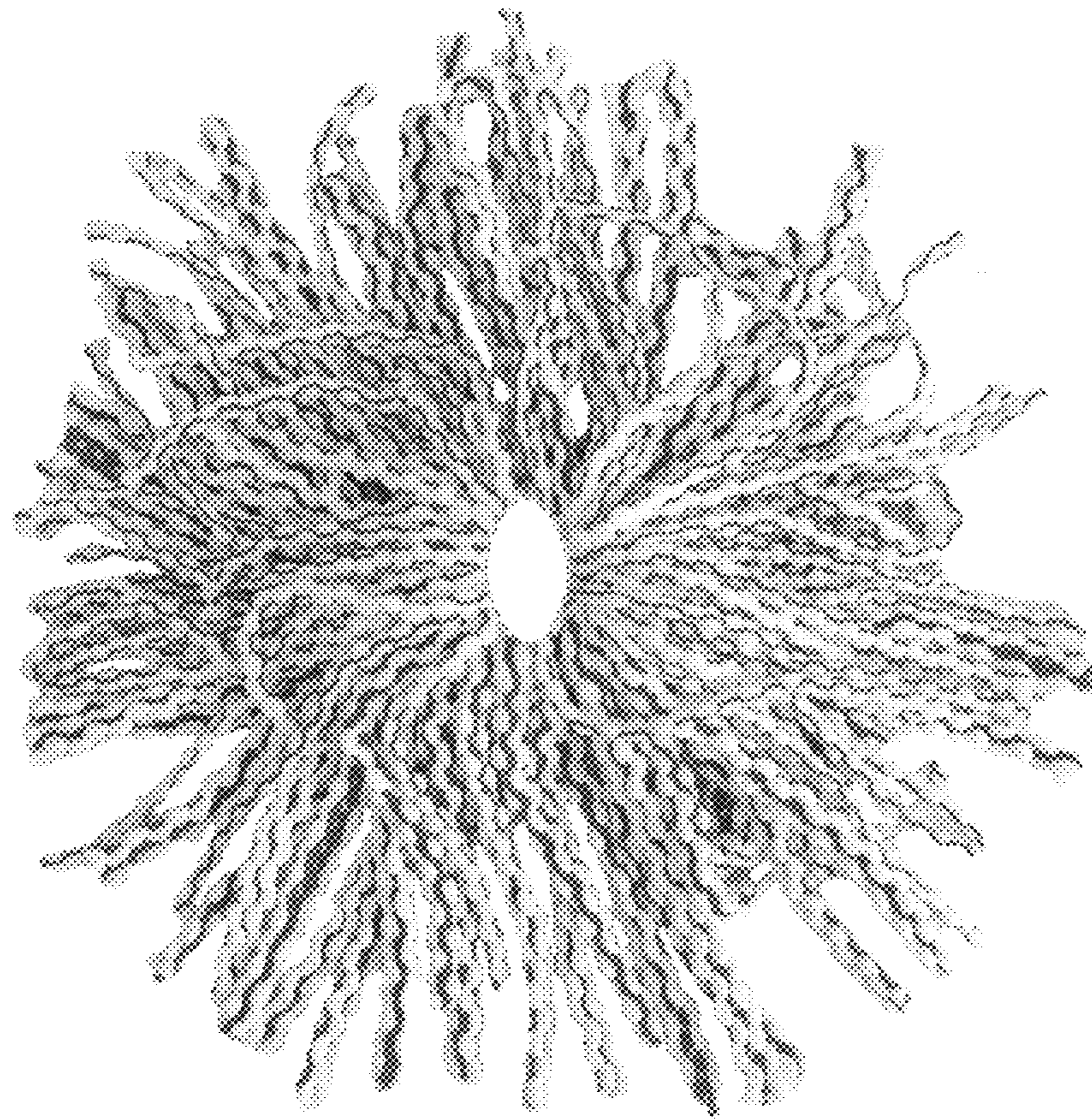


FIG. 3

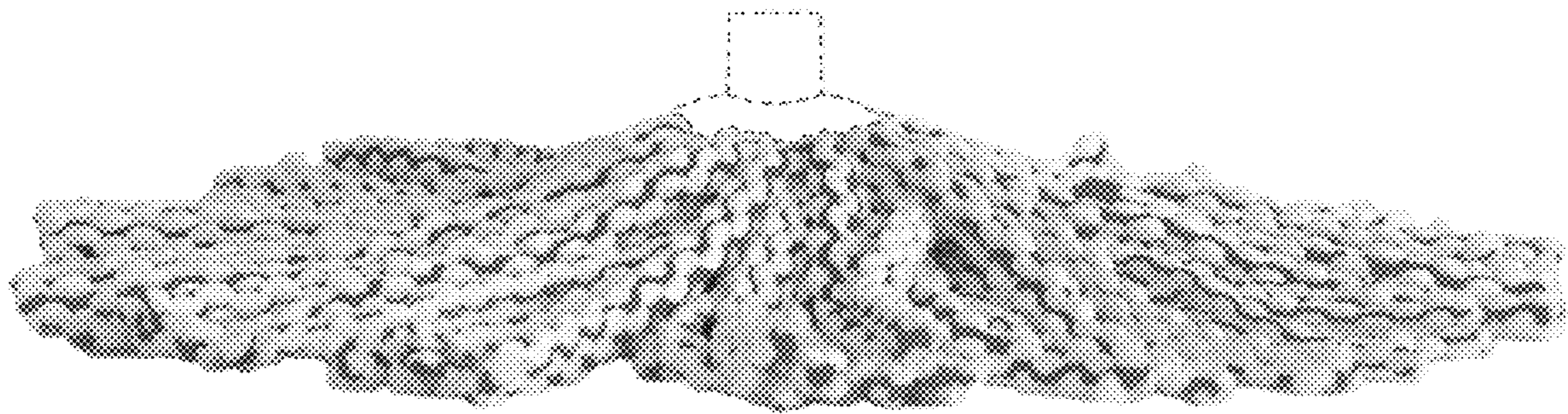


FIG. 4

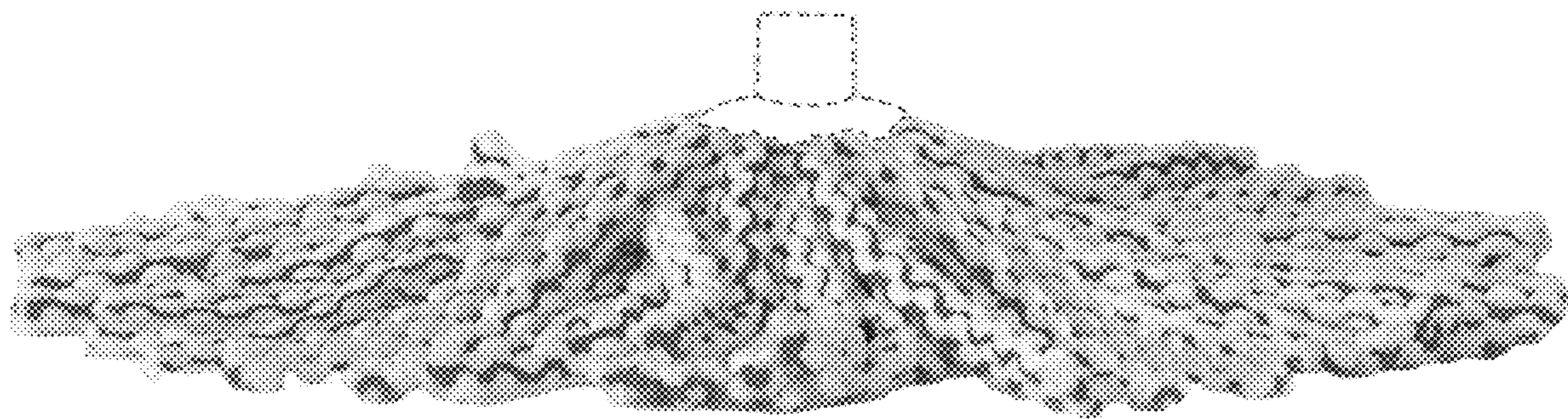


FIG. 5

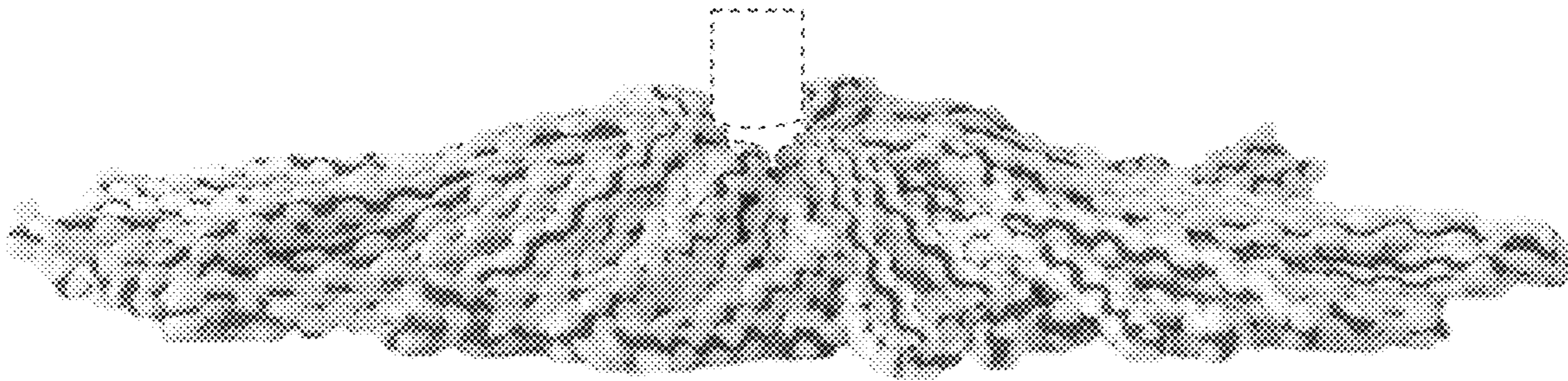


FIG. 6




FIG. 7