

US00D970131S

(12) **United States Design Patent** (10) **Patent No.:** **US D970,131 S**
Tash (45) **Date of Patent:** **** Nov. 15, 2022**

- (54) **MINI PLUNGER**
- (71) Applicant: **George Tash**, Somis, CA (US)
- (72) Inventor: **George Tash**, Somis, CA (US)
- (73) Assignee: **GEORGE TASH & DEBRA TASH**, Somis, CA (US), AS TRUSTEES OF COMMUNITY TRUST
- (**) Term: **15 Years**
- (21) Appl. No.: **29/724,457**
- (22) Filed: **Feb. 14, 2020**
- (51) **LOC (13) Cl.** **15-05**
- (52) **U.S. Cl.**
USPC **D32/14**
- (58) **Field of Classification Search**
USPC D32/14; D6/524
CPC A47K 17/00
See application file for complete search history.

10,590,638 B2 * 3/2020 Sinnett E03C 1/308
 D943,846 S * 2/2022 Pokharel D32/14
 D944,473 S * 2/2022 Pokharel D32/14

OTHER PUBLICATIONS

https://www.ebay.com/itm/313911629726?chn=ps&_trkparms=ispr%3D1&amdata=enc%3A1RcmabzjaS2WiVk-2kWcyZg31&norover=1&mkevt=1&mkrid=711-117182-37290-0&mkcid=2&itemid=313911629726&targetid=1599090335417&device=c&mktype=&googleloc=9059726&poi=&campaignid=15275224983&mkgroupid=131097072938&rlsarget=pla-1599090335417&abc.*
 Master Plunger, image reviews Dec. 2020, site visited 7/35/22, <https://www.amazon.com/Master-Plunger-Designed-Bathroom-Kitchen/>.
 Master Plunger, Amazon website oldest reviews Sep. 2020, site visited Jul. 25, 2022, <https://www.amazon.com/Master-Plunger-Designed-Bathroom-Kitchen/dp/B08FVM3T9J/ref=pd...>*

* cited by examiner

Primary Examiner — John R Yeh
 (74) *Attorney, Agent, or Firm* — Lyon & Harr, LLP;
 Richard T. Lyon

(56) **References Cited**

U.S. PATENT DOCUMENTS

D292,631 S * 11/1987 Tash D32/14
 4,745,641 A * 5/1988 Tash E03C 1/308
 4/255.11
 D364,251 S * 11/1995 Novak D32/35
 D381,147 S * 7/1997 Tash D32/35
 D385,073 S * 10/1997 Tash D32/35
 D437,667 S * 2/2001 Hwang D32/35
 6,192,525 B1 * 2/2001 Tash E03C 1/308
 4/255.11
 D454,673 S * 3/2002 Hwang D32/35
 D456,574 S * 4/2002 Chen D32/35
 D651,836 S * 1/2012 Libman D6/524
 D688,840 S * 8/2013 Wu D32/14
 D690,959 S * 10/2013 Yang D6/524
 D844,910 S * 4/2019 Wu D32/14


(57) **CLAIM**

The ornamental design for a mini plunger, as shown and described.

DESCRIPTION

FIG. 1 is a side elevation view showing my new design for a mini plunger;
 FIG. 2 is a top view of FIG. 1; and,
 FIG. 3 is a bottom view of FIG. 1.
 The broken lines in the figures illustrate portions of the mini plunger that form no part of the claimed design.

1 Claim, 3 Drawing Sheets



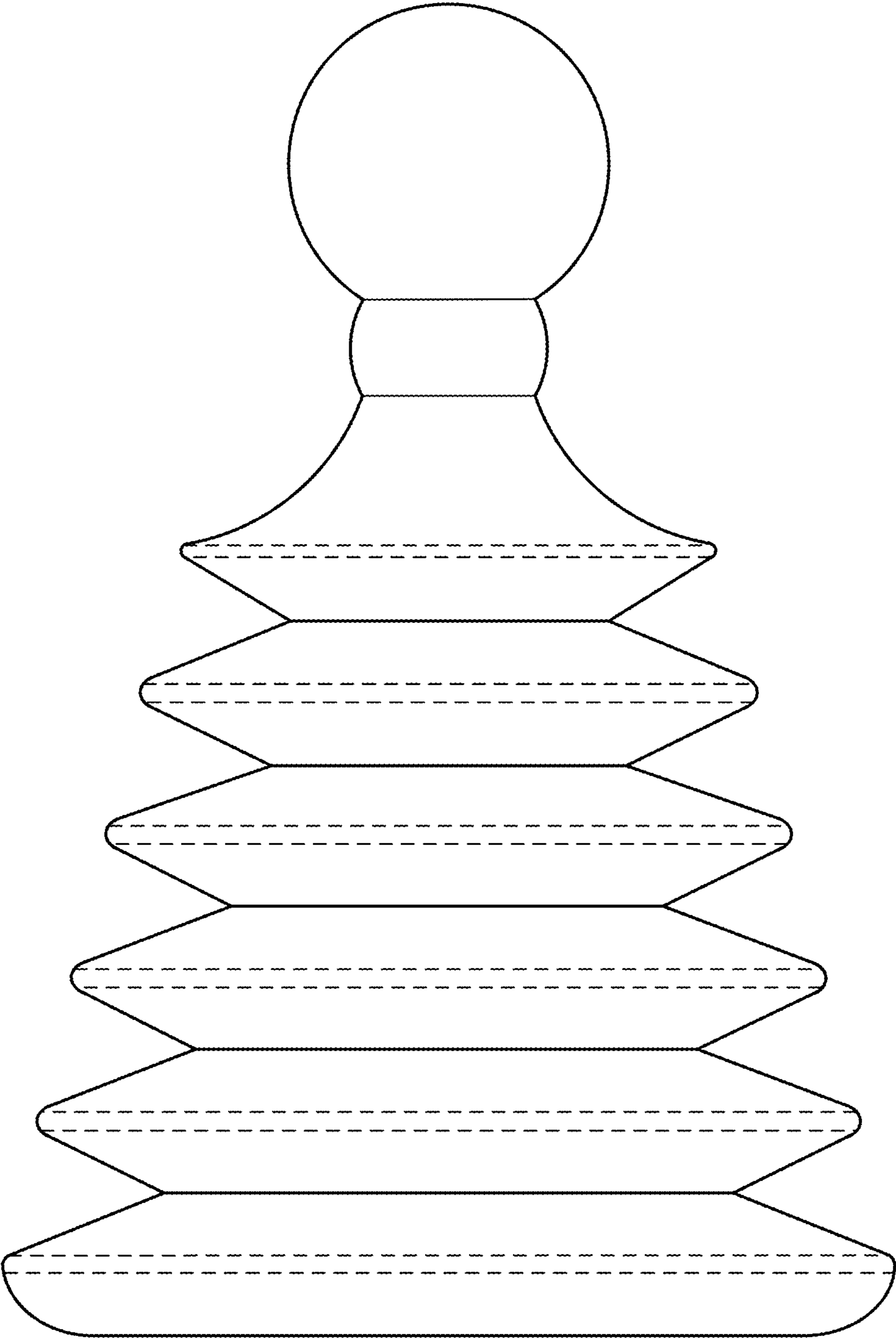


FIG. 1

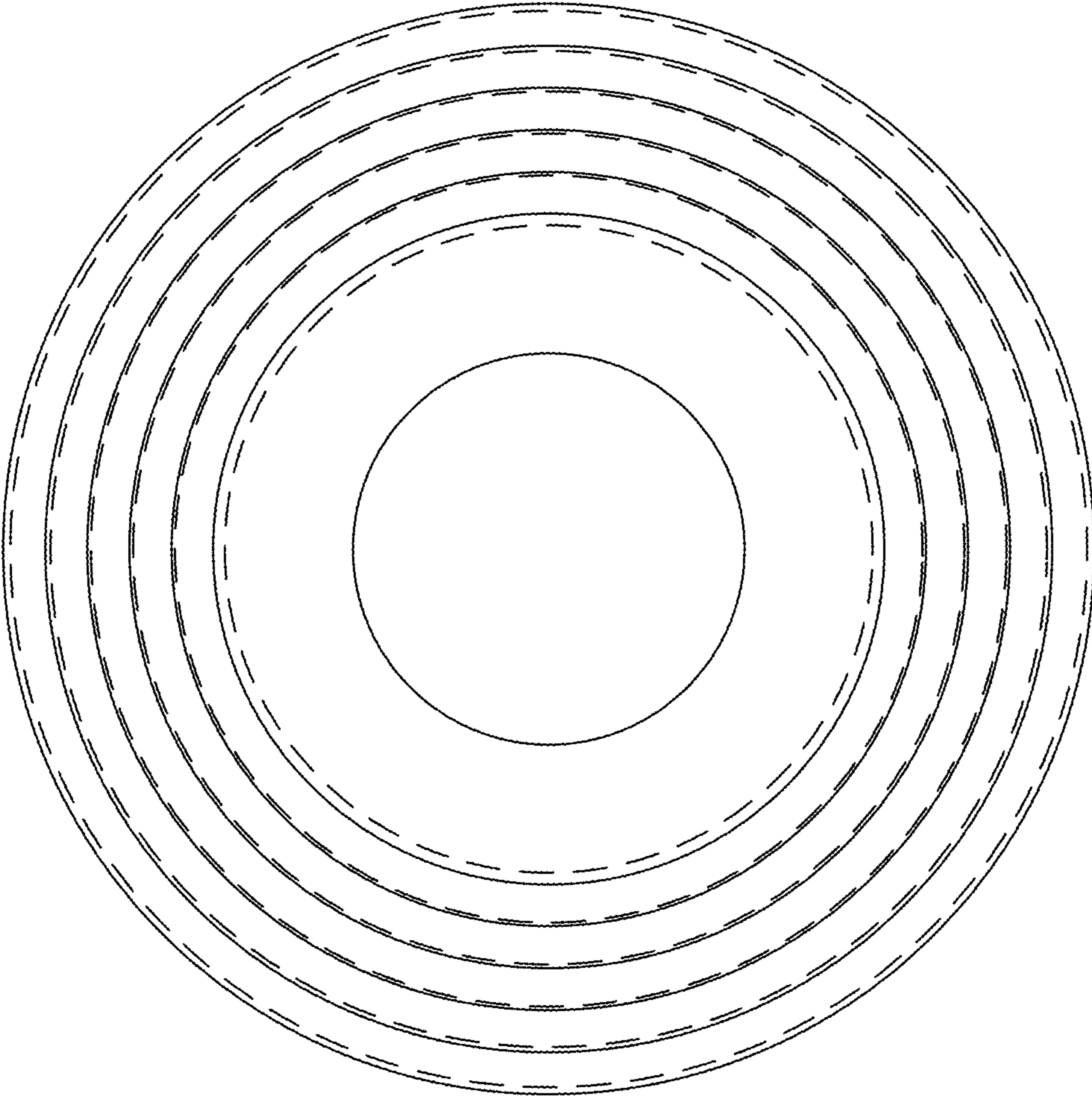


FIG. 2

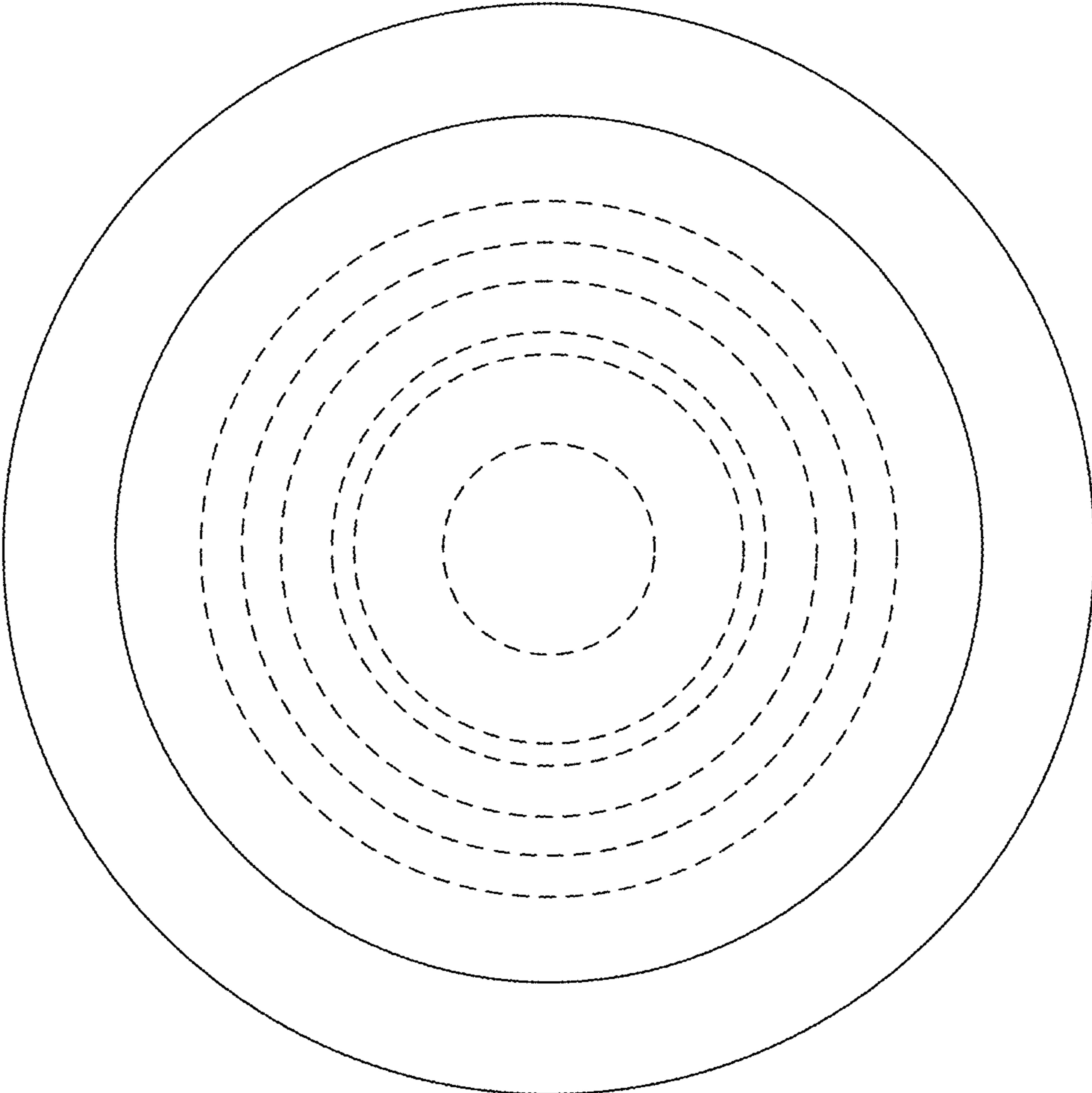


FIG. 3