



US00D970129S

(12) **United States Design Patent** (10) **Patent No.:** **US D970,129 S**  
**Zhang** (45) **Date of Patent:** **\*\* Nov. 15, 2022**

(54) **DOG TRAINER**

FOREIGN PATENT DOCUMENTS

(71) Applicant: **Xiaoxiang Zhang**, Huaihua (CN)

CN 306219908 \* 12/2020  
CN 306275410 \* 1/2021

(72) Inventor: **Xiaoxiang Zhang**, Huaihua (CN)

OTHER PUBLICATIONS

(\*\*) Term: **15 Years**

ASRCS Dog Training Collar with Remote, posted Dec. 1, 2021 [online], [retrieved Sep. 7, 2022]. Retrieved from internet <https://www.amazon.com/Asrcs-Training-Waterproof-Vibration-Adjustable/dp/B09RMBB8LN> (Year: 2021).\*

(21) Appl. No.: **29/745,096**

(22) Filed: **Aug. 4, 2020**

\* cited by examiner

(30) **Foreign Application Priority Data**

Jul. 28, 2020 (CN) ..... 202030417184.8

*Primary Examiner* — Sheryl Lane

(51) **LOC (13) Cl.** ..... **30-99**

*Assistant Examiner* — Emily A Caven

(52) **U.S. Cl.**

(74) *Attorney, Agent, or Firm* — Jeenam Park

USPC ..... **D30/199**; D10/104.1

(58) **Field of Classification Search**

(57) **CLAIM**

USPC ..... D30/152, 199; D10/104.1, 65, 70, 74, D10/78; D14/137, 140, 159, 218, 496; D20/120; D13/168

The ornamental design for a dog trainer, as shown and described.

CPC ... A01K 15/021; A01K 15/022; A01K 27/009

See application file for complete search history.

**DESCRIPTION**

(56) **References Cited**

U.S. PATENT DOCUMENTS

D427,919 S \* 7/2000 Laverick ..... D10/65  
D446,780 S \* 8/2001 Sedan ..... D14/137  
D451,484 S \* 12/2001 Page ..... D14/137  
D701,781 S \* 4/2014 Chen ..... D10/78  
D774,935 S \* 12/2016 Liu ..... D10/104.1  
D804,338 S \* 12/2017 Protti ..... D10/78  
D804,339 S \* 12/2017 Protti ..... D10/78  
D806,592 S \* 1/2018 Protti ..... D10/78  
D807,212 S \* 1/2018 Chen ..... D10/78  
D816,632 S \* 5/2018 Yamamoto ..... D14/137  
D834,432 S \* 11/2018 Wang ..... D10/78  
D881,486 S \* 4/2020 Li ..... D10/104.1  
D889,758 S \* 7/2020 Van Curen ..... D10/104.1  
D950,866 S \* 5/2022 Wen ..... D10/104.1

FIG. 1 is a perspective view of a dog trainer showing my new design;

FIG. 2 is a front view thereof;

FIG. 3 is a rear view thereof;

FIG. 4 is a left side view thereof;

FIG. 5 is a right side view thereof;

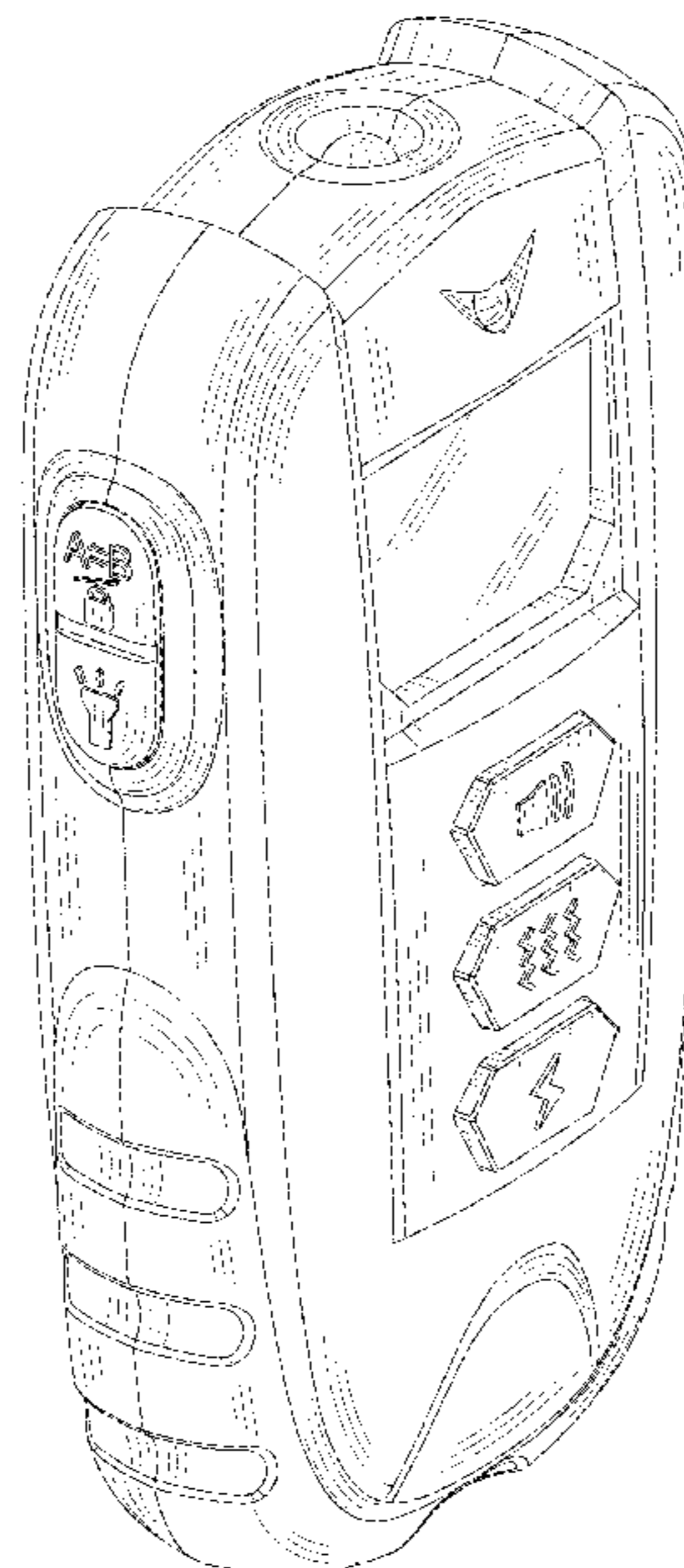
FIG. 6 is a top plan view thereof;

FIG. 7 is a bottom plan view thereof; and,

FIG. 8 is another perspective view thereof.

The dashed or broken lines shown in the drawings depict portions of the dog trainer in which the design is embodied that form no part of the claimed design.

**1 Claim, 8 Drawing Sheets**






FIG.1



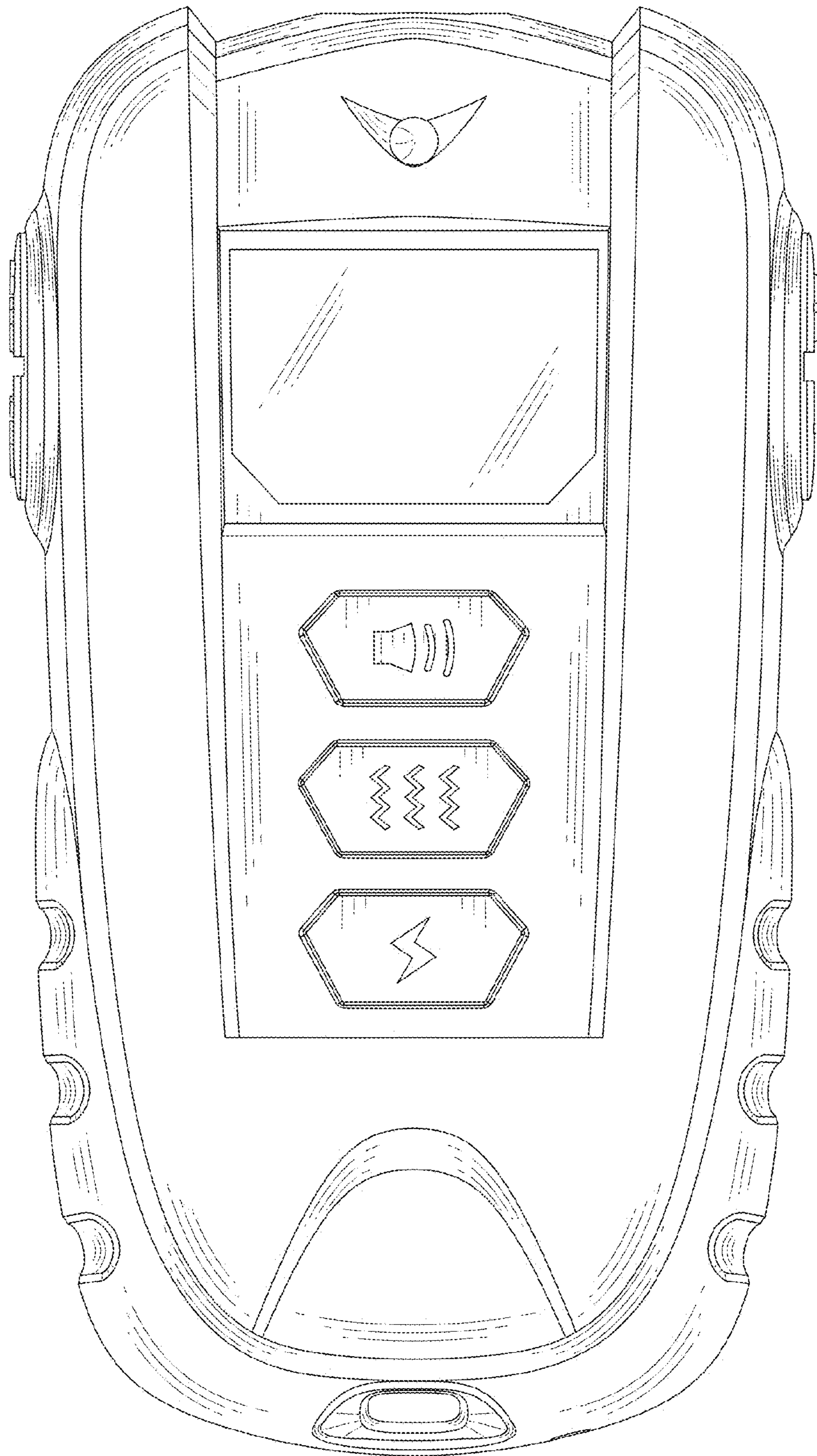


FIG.2




FIG.3

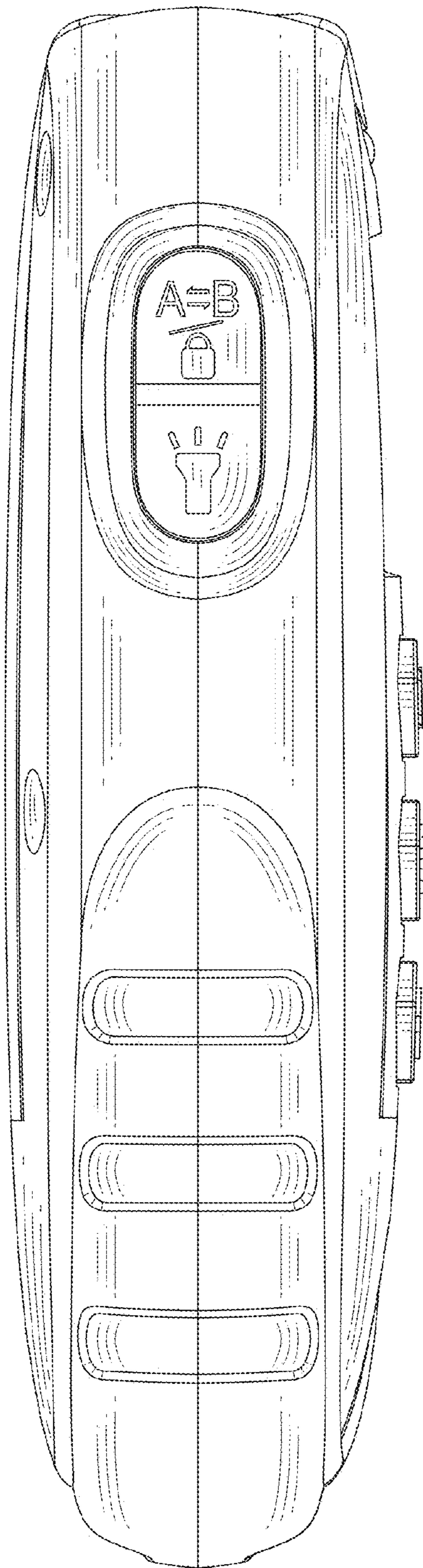


FIG.4





FIG.5

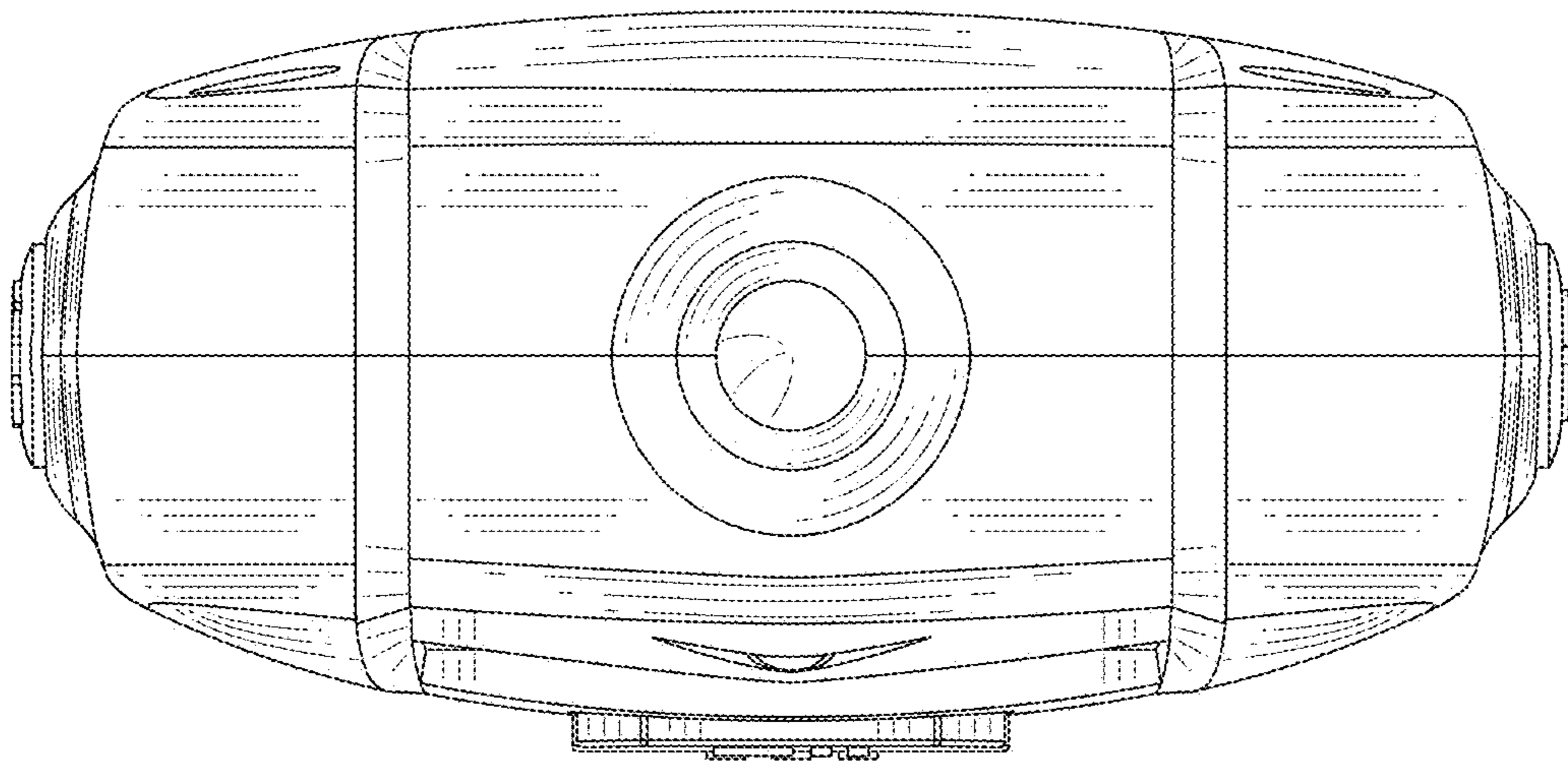


FIG.6

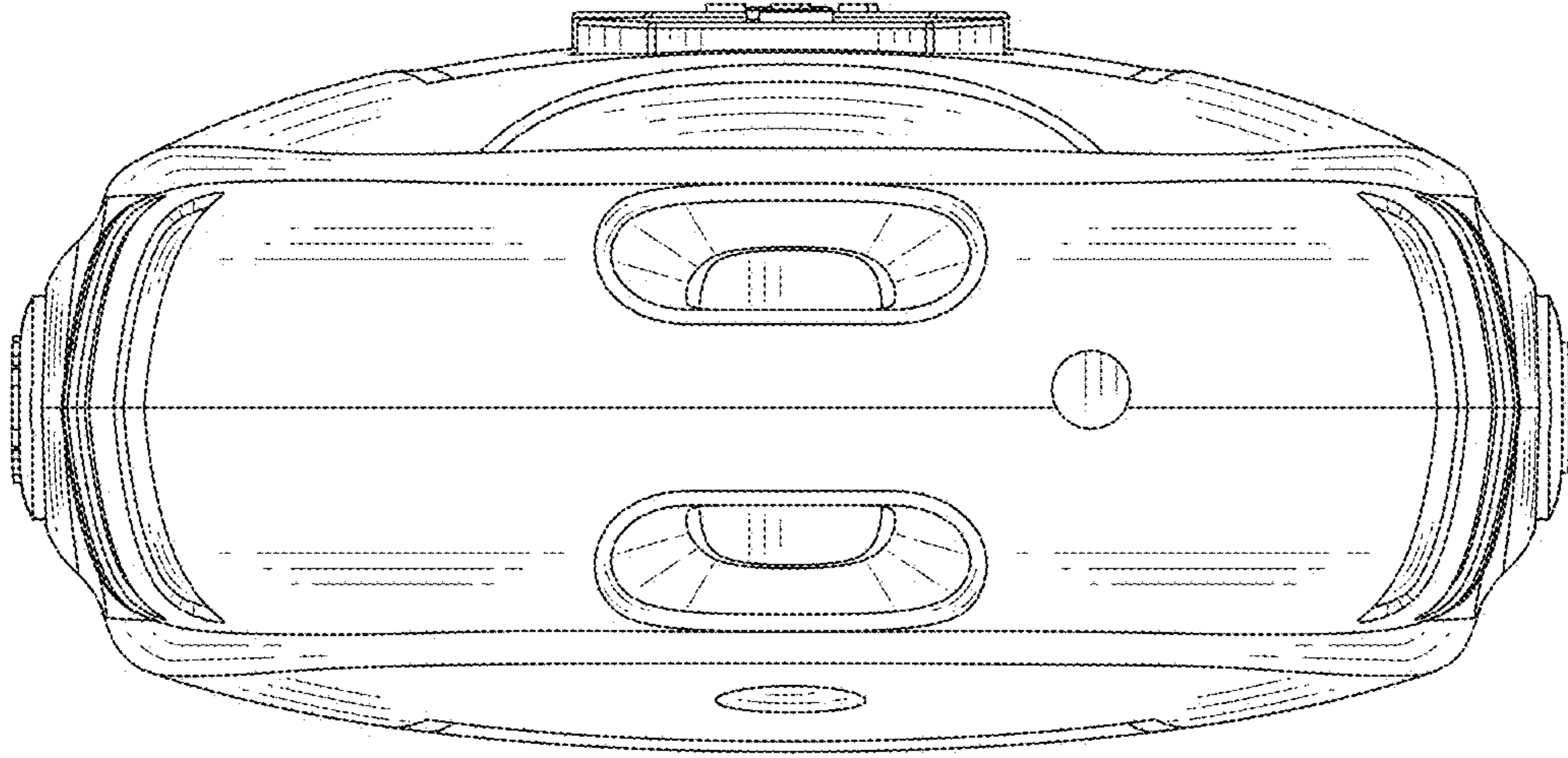


FIG.7






FIG.8