



US00D970127S

(12) **United States Design Patent** (10) **Patent No.:** **US D970,127 S**
Audyová et al. (45) **Date of Patent:** **** Nov. 15, 2022**

(54) **FOLDABLE PADDING**

D933,302 S * 10/2021 Wilson D29/101.1
D936,299 S * 11/2021 Wu D30/152
D942,088 S * 1/2022 Auston D29/101.1

(71) Applicant: **Honeywell International Inc.**, Morris Plains, NJ (US)

(Continued)

(72) Inventors: **Markéta Audyová**, Brno (CZ); **Marek Hutar**, Tisnov (CZ); **Jozef Gažo**, Bánovce nad Bebravou (SK); **Bronislava Krizanova**, Brno (CZ)

FOREIGN PATENT DOCUMENTS

TW M516884 U 2/2016

(73) Assignee: **HONEYWELL INTERNATIONAL INC.**, Charlotte, NC (US)

OTHER PUBLICATIONS

“The Future of Ergonomic Safety Starts with the Right Harness.” Found online Apr. 21, 2022 at sps.honeywell.com. Page dated Oct. 22, 2020. Retrieved from URL: <https://sps.honeywell.com/us/en/support/blog/safety/the-future-of-ergonomic-safety-starts-with-the-right-harness> (Year: 2020).*

(**) Term: **15 Years**

(Continued)

(21) Appl. No.: **29/709,672**

Primary Examiner — Mary Ann Calabrese

(22) Filed: **Oct. 16, 2019**

Assistant Examiner — Katelin G Kloberg

(51) **LOC (13) Cl.** **02-99**

(74) *Attorney, Agent, or Firm* — Alston & Bird LLP

(52) **U.S. Cl.**

(57) **CLAIM**

USPC **D29/122**

We claim the ornamental design for a foldable padding, as shown and described.

(58) **Field of Classification Search**

DESCRIPTION

USPC D30/144, 145, 151, 152, 199; D29/100, D29/101.1, 101.2, 101.3, 101.4, 101.5, D29/122

CPC A62B 35/0018; A62B 35/0031; A62B 35/0037; A01K 1/0263; A01K 27/002

See application file for complete search history.

FIG. 1 is a perspective view of a foldable padding, showing our new design;
FIG. 2 is an enlarged perspective view of detail 2 in FIG. 1;
FIG. 3 is a front elevation view thereof;
FIG. 4 is a rear elevation view thereof;
FIG. 5 is a right side elevation view thereof;
FIG. 6 is a left side elevation view thereof;
FIG. 7 is a top plan view thereof; and,
FIG. 8 is a bottom plan view thereof.

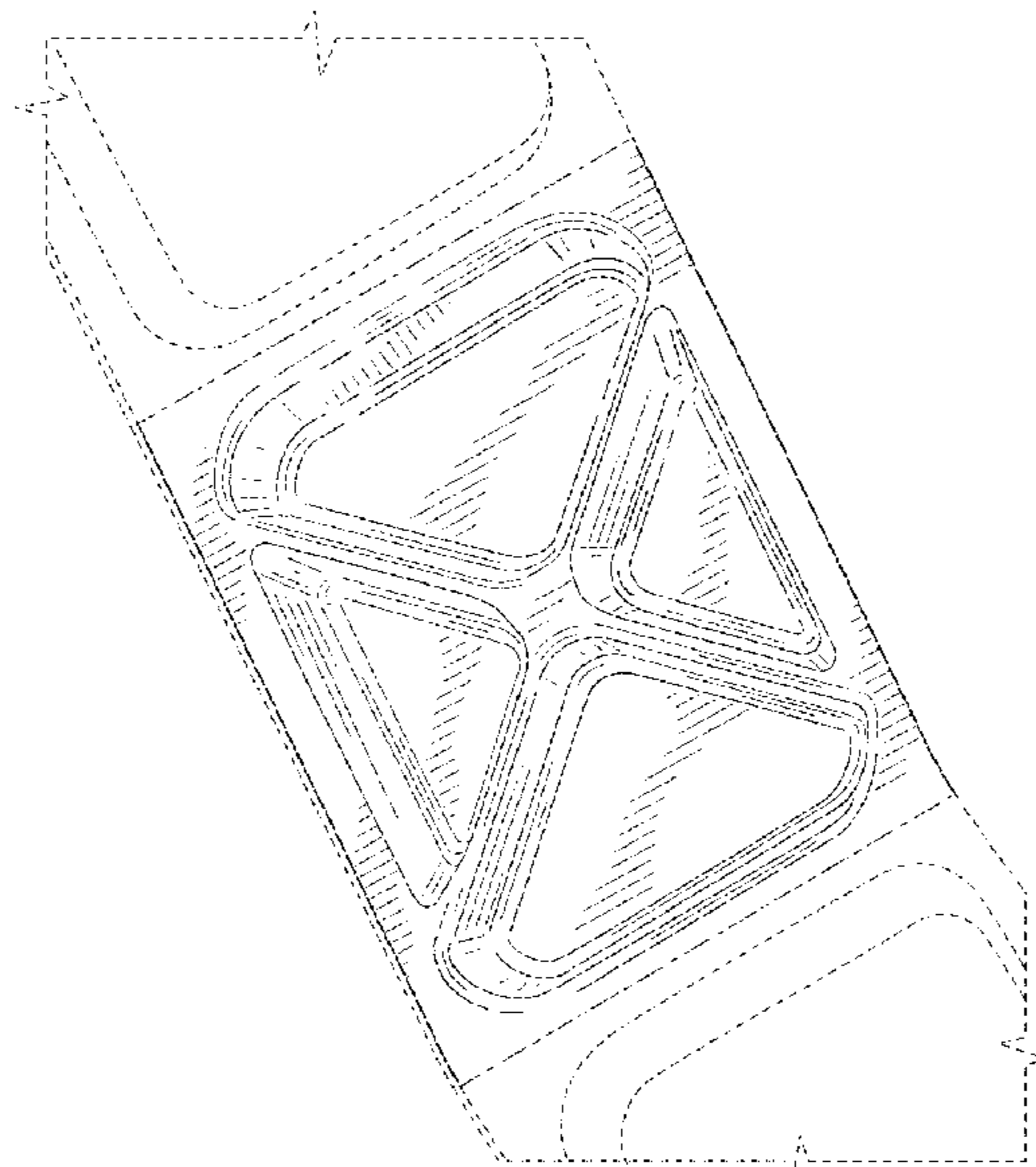
(56) **References Cited**

The long dash-short dash broken lines depict boundaries of the claim that form no part of the claimed design. The evenly-spaced broken lines depict portions of the foldable padding that form no part of the claimed design.

U.S. PATENT DOCUMENTS

D474,310 S * 5/2003 Tonkin D29/100
D556,383 S * 11/2007 Petzl D29/101.1
D619,308 S * 7/2010 Roysky D30/155
D621,549 S * 8/2010 Johnson D29/101.2
D621,561 S * 8/2010 Siklosi D30/153
D670,870 S * 11/2012 Harris D29/122
D688,011 S * 8/2013 Gee D30/152
D734,564 S * 7/2015 Broder D29/122
D764,719 S * 8/2016 Broder D29/122
D862,002 S * 10/2019 Wu D30/152

1 Claim, 6 Drawing Sheets



(56)

References Cited

U.S. PATENT DOCUMENTS

2005/0067221 A1* 3/2005 Wolner A62B 35/0031
182/3
2006/0054387 A1 3/2006 Fortin
2018/0369621 A1 12/2018 Blondeau et al.
2019/0124890 A1* 5/2019 Kath A01K 1/0263
2022/0080233 A1* 3/2022 Safe A62B 35/0018

OTHER PUBLICATIONS

“3M DBI-SALA 9501207 Delta Pad for Wrap Around Comfort.”
Found online Apr. 21, 2022 at [www.amazon.com](https://www.amazon.com/3M-DBI-SALA-9501207-Around-Comfort/dp/B006GSG360). Product first
available Dec. 1, 2011. Retrieved from URL: <https://www.amazon.com/3M-DBI-SALA-9501207-Around-Comfort/dp/B006GSG360>
(Year: 2011).*

“FallTech 5001 ComforTech Shoulder Yoke.” Found online Apr. 21,
2022 at [www.amazon.com](https://www.amazon.com/FallTech-5001-ComforTech-Shoulder-Yoke/dp/B014DRH8G4). Product first available Dec. 17, 2010.
Retrieved from URL: <https://www.amazon.com/FallTech-5001-ComforTech-Shoulder-Yoke/dp/B014DRH8G4> (Year: 2010).*

“Malta Dynamics Safety Harness X Pad Replacement for Fall
Protection.” Found online Apr. 21, 2022 at [www.amazon.com](https://www.amazon.com/Malta-Dynamics-Harness-X-Pad/dp/B01I00JY3K).
Product first available Jul. 5, 2016. Retrieved from URL: <https://www.amazon.com/Malta-Dynamics-Harness-X-Pad/dp/B01I00JY3K> (Year: 2016).*

3M ExoFit Strata Full Body-Harness, 5 pages.

Examination Report for European Union Application No. 007812722-
0001/0003, dated Apr. 14, 2020, 4 pages.

* cited by examiner

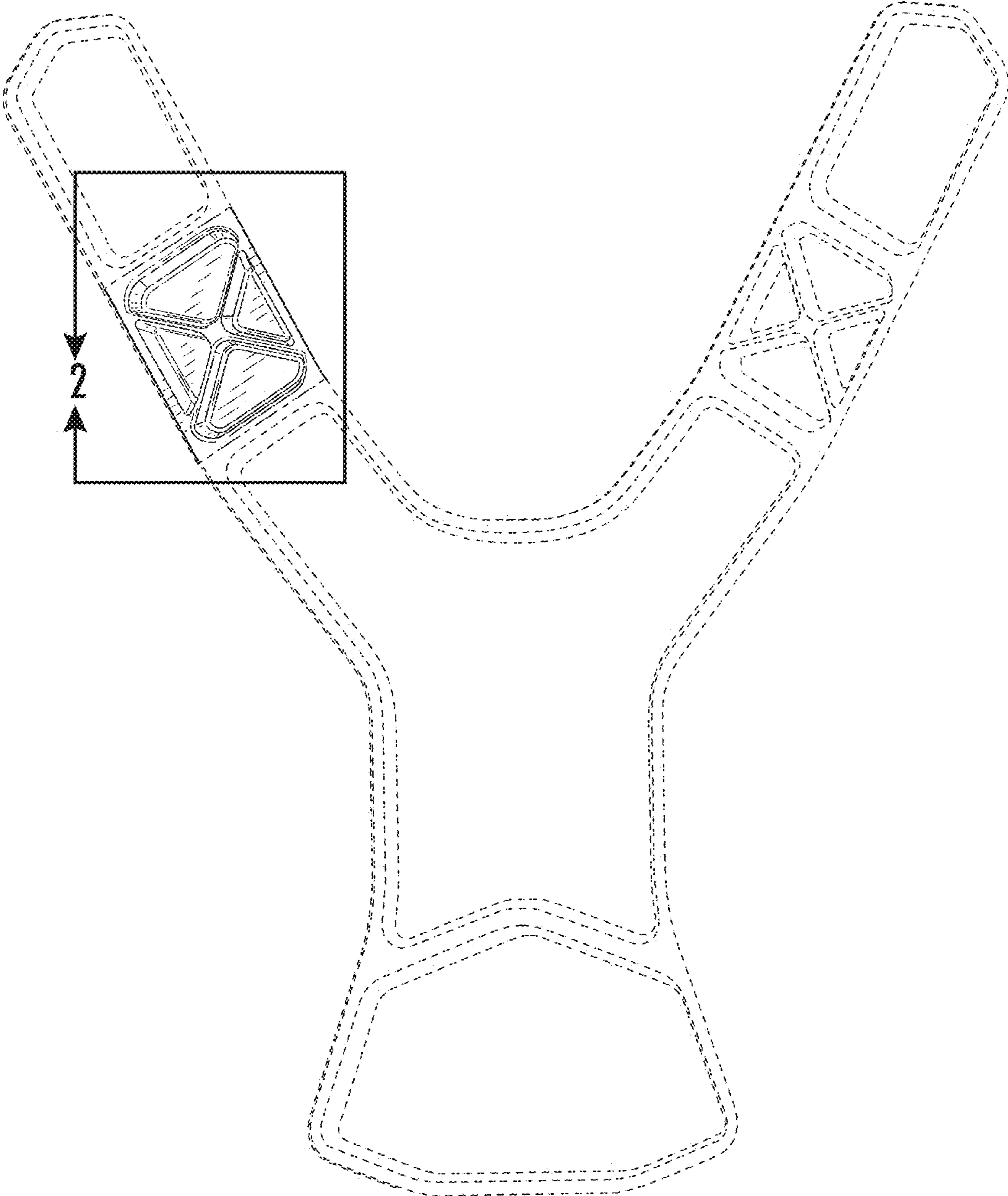


FIG. 1

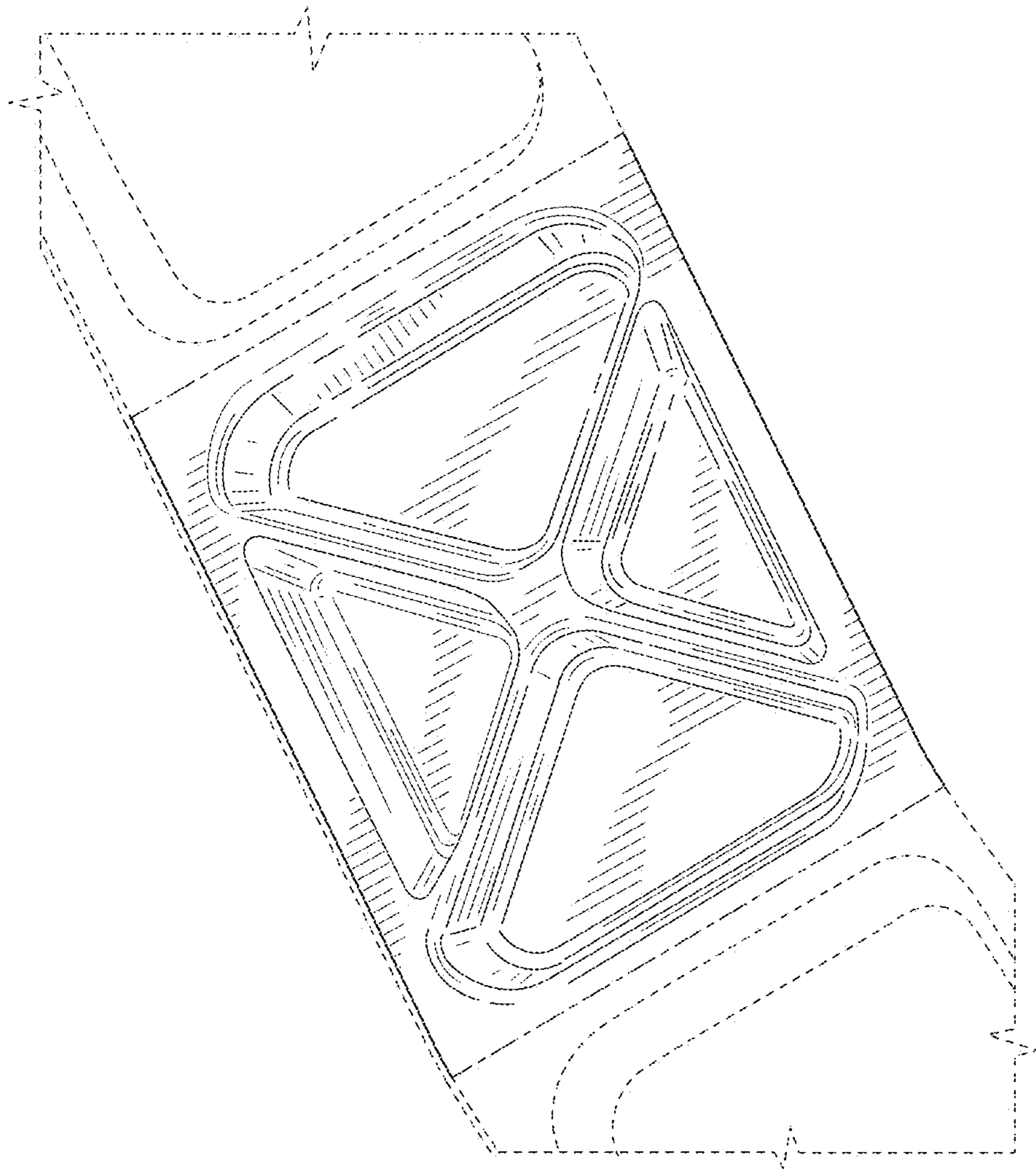


FIG. 2

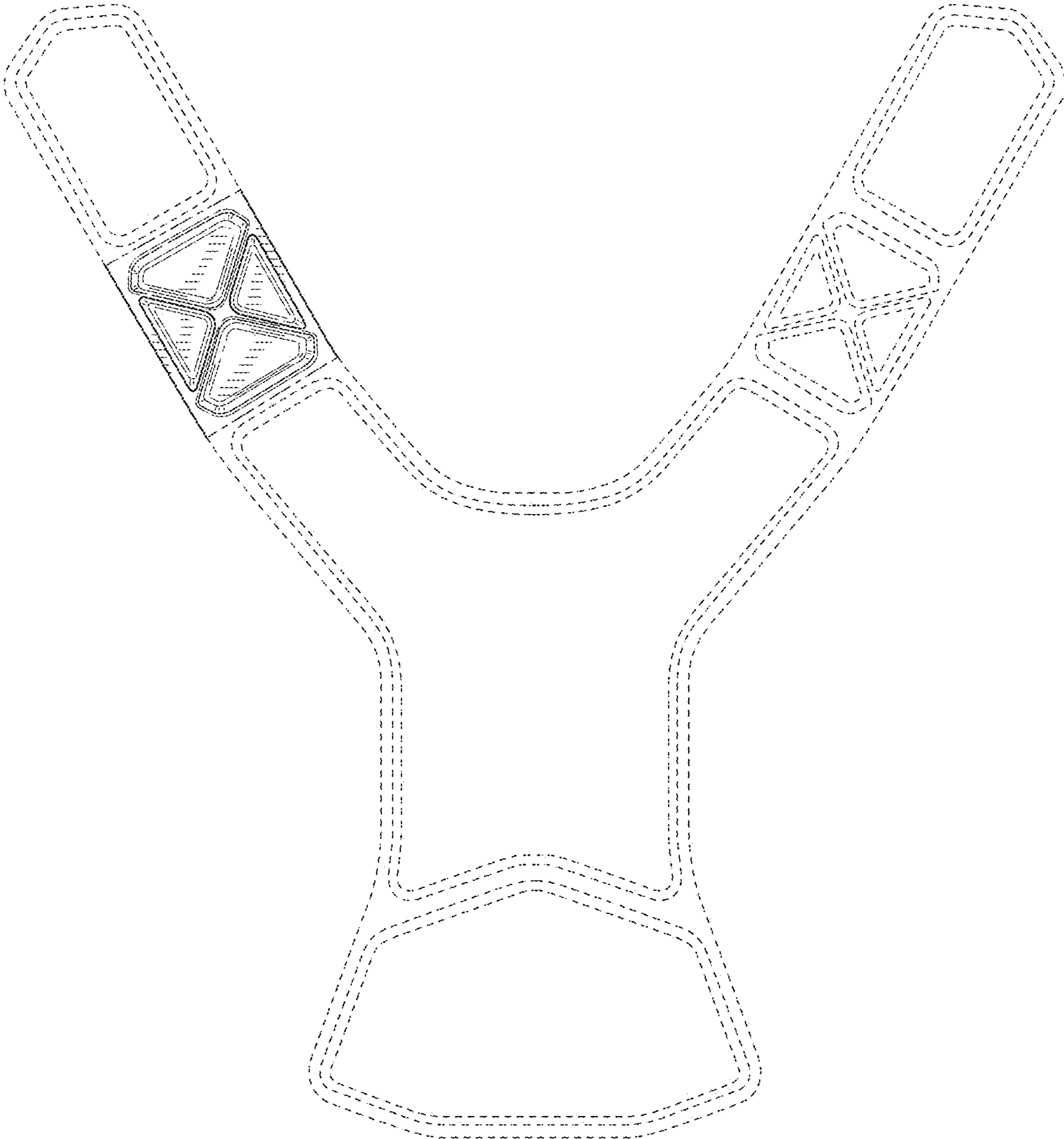


FIG. 3

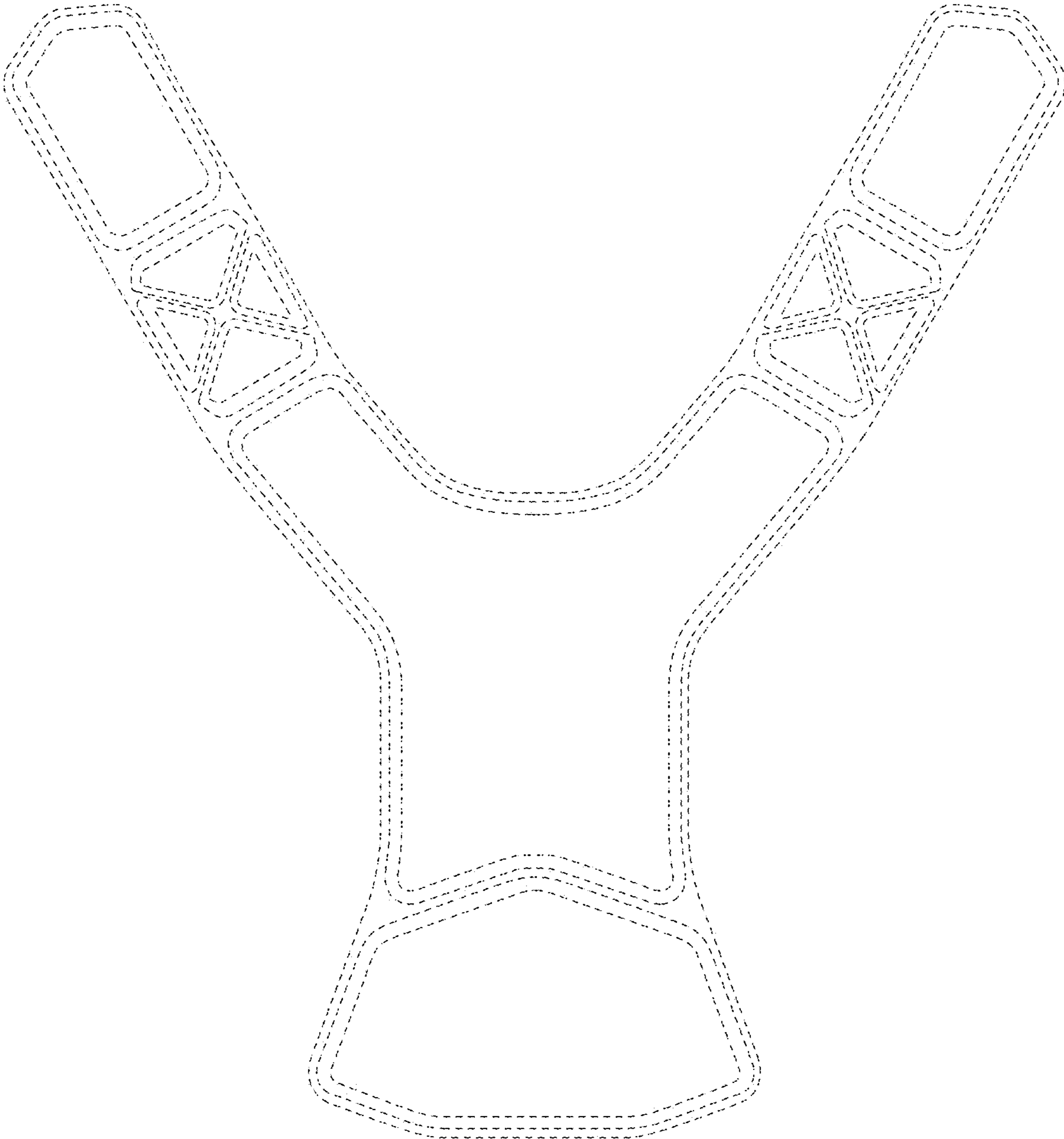


FIG. 4




FIG. 5




FIG. 6




FIG. 7




FIG. 8