



US00D970115S

(12) **United States Design Patent** (10) **Patent No.:** **US D970,115 S**
Ishikura (45) **Date of Patent:** **** Nov. 15, 2022**

(54) **ELECTRIC SHAVER**
(71) Applicant: **Panasonic Intellectual Property Management Co., Ltd., Osaka (JP)**
(72) Inventor: **Mikiyasu Ishikura, Osaka (JP)**
(73) Assignee: **Panasonic Intellectual Property Management Co., Ltd., Osaka (JP)**

9,592,613 B2 * 3/2017 Pohl B26B 19/04
D799,118 S * 10/2017 Ino D28/51
9,808,943 B2 * 11/2017 Sato B26B 19/046
D813,457 S * 3/2018 Okabe D28/51
D813,458 S * 3/2018 Okabe D28/51
9,962,842 B2 * 5/2018 Komori B26B 19/12
10,071,490 B2 * 9/2018 Shimizu B26B 19/146
10,434,669 B2 * 10/2019 Suzuki B26B 19/386
10,543,608 B2 * 1/2020 Sakon B26B 19/3846

(Continued)

(**) Term: **15 Years**

FOREIGN PATENT DOCUMENTS

(21) Appl. No.: **29/717,720**

CN 304773737 S 8/2018
JP D1533755 9/2015

(22) Filed: **Dec. 18, 2019**

Primary Examiner — Jennifer Rivard

(30) **Foreign Application Priority Data**

(74) *Attorney, Agent, or Firm* — Panasonic IP Management; Kerry S. Culpepper

Aug. 26, 2019 (JP) 2019-018835

(51) **LOC (13) Cl.** **28-03**

(52) **U.S. Cl.**
USPC **D28/51**

(58) **Field of Classification Search**
USPC D28/49-54
CPC B26B 19/00-048; B26B 19/10-107; B26B 19/28; B26B 19/205; B26B 19/38; B26B 19/3806-388; B26B 19/3886
See application file for complete search history.

(57) **CLAIM**

I claim the ornamental design for an electric shaver, as shown and described.

(56) **References Cited**

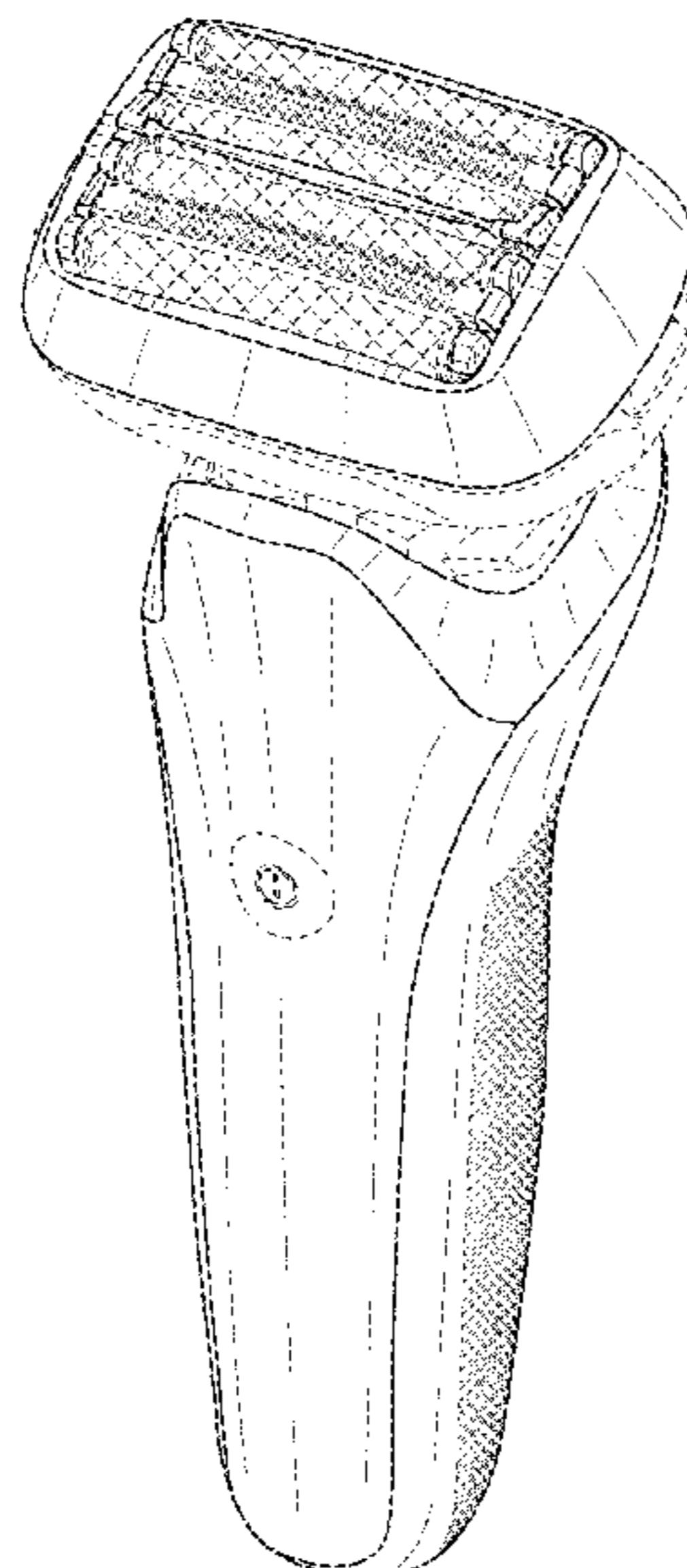
DESCRIPTION

U.S. PATENT DOCUMENTS

D610,308 S * 2/2010 Nishizawa D28/51
7,739,798 B2 * 6/2010 Iwasaki B26B 19/10
30/43.92
D648,482 S * 11/2011 Kim D28/50
D648,895 S * 11/2011 Ino D28/49
D674,554 S * 1/2013 Ino D28/51
D674,555 S * 1/2013 Ino D28/51
D695,963 S * 12/2013 Ino D28/51
D717,996 S * 11/2014 Kikuchi D28/51
D718,900 S * 12/2014 Kikuchi D28/54
D753,342 S * 4/2016 Okabe D28/51

FIG. 1 is a front perspective view of an electric shaver of the present invention;
FIG. 2 is a rear perspective view thereof;
FIG. 3 is a front view thereof;
FIG. 4 is a rear view thereof;
FIG. 5 is a first side view thereof;
FIG. 6 is a second side view thereof;
FIG. 7 is a top view thereof;
FIG. 8 is a bottom view thereof; and,
FIG. 9 is an end view of the sectioned part taken along the line 9-9 in FIG. 3 with the internal parts being omitted.
The broken lines in the drawings represent portions of the electric shaver that form no part of the claimed design. Additionally, the dash-dot-dashed lines in the drawings define the boundaries of the claimed design.

1 Claim, 9 Drawing Sheets



(56)

References Cited

U.S. PATENT DOCUMENTS

10,751,893	B2 *	8/2020	Okura	B26B 19/143
2012/0216409	A1 *	8/2012	Shigeta	B26B 19/288
				30/43.91
2012/0324732	A1 *	12/2012	Shimizu	B26B 19/384
				30/34.2
2013/0097871	A1 *	4/2013	Yamaguchi	B26B 19/10
				30/45
2015/0314461	A1 *	11/2015	Man Wong	B26B 19/06
				30/43.91
2016/0031099	A1 *	2/2016	Provolo	B26B 19/12
				30/34.1
2018/0229383	A1 *	8/2018	Matsuo	B26B 19/146
2018/0333874	A1 *	11/2018	Shimizu	B26B 19/048
2020/0376697	A1 *	12/2020	Kondo	B26B 19/42

* cited by examiner

FIG. 1

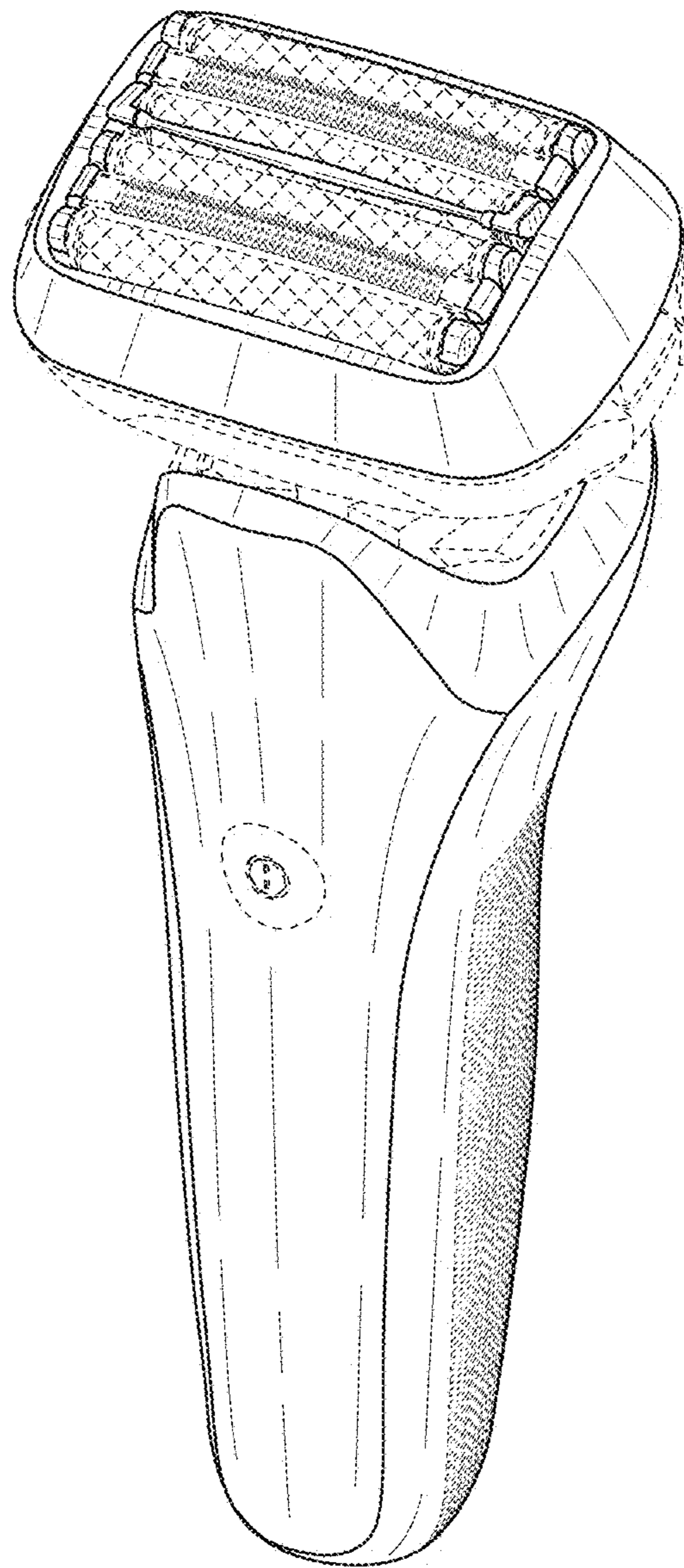


FIG. 2

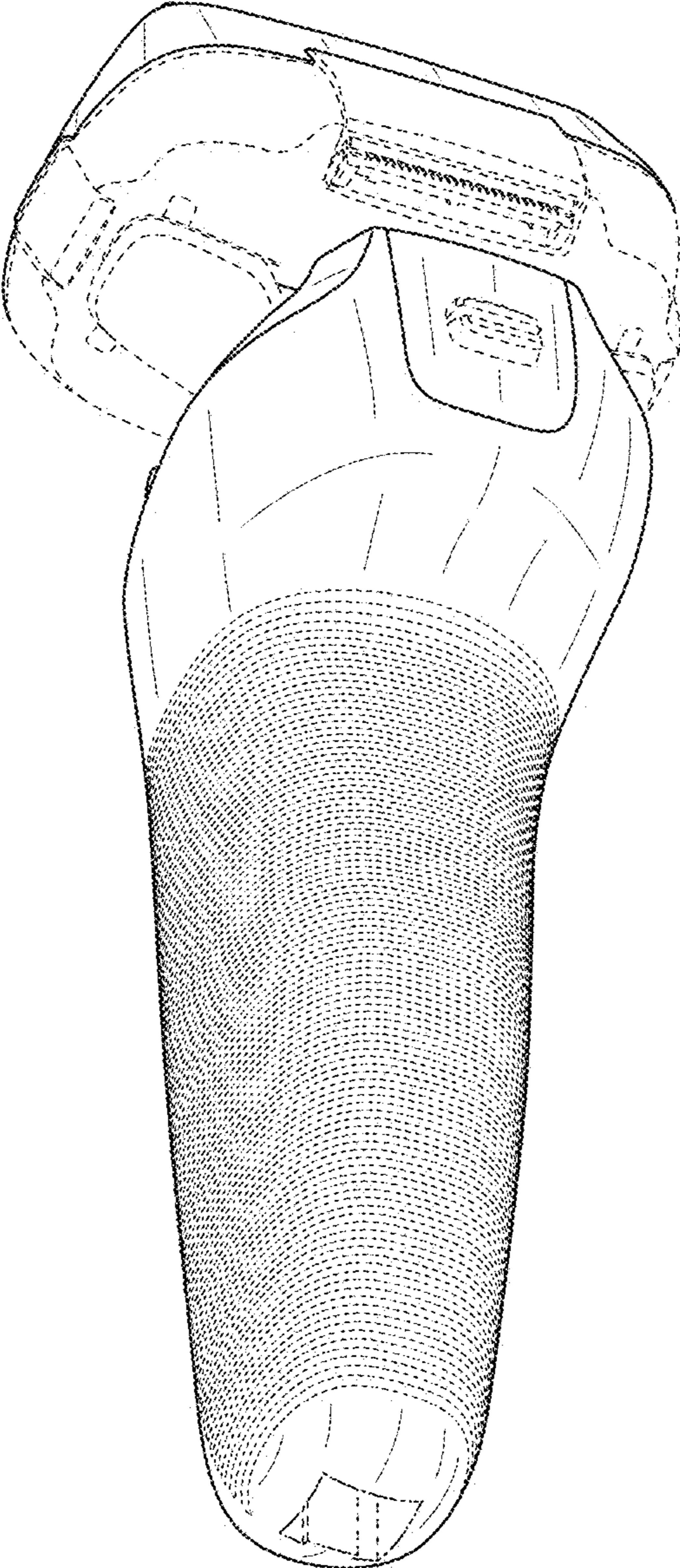


FIG. 3

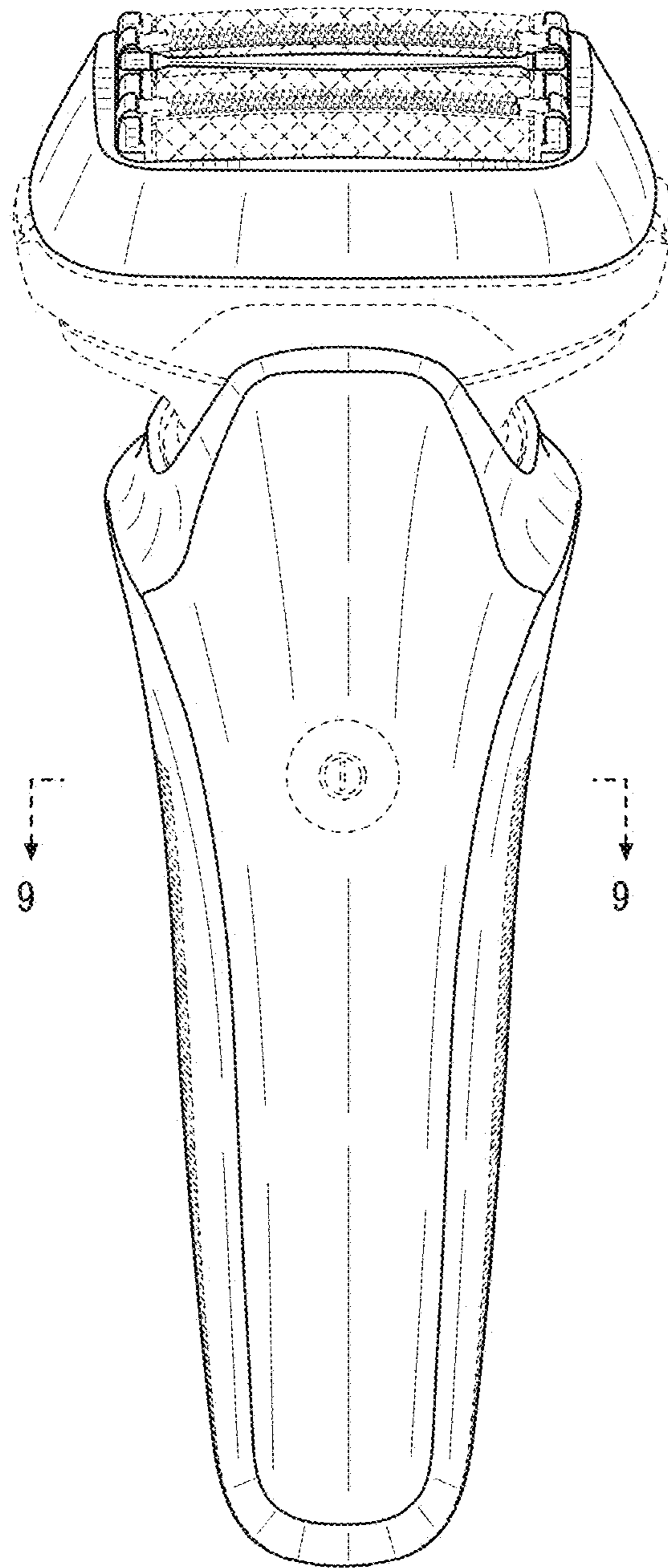


FIG. 4

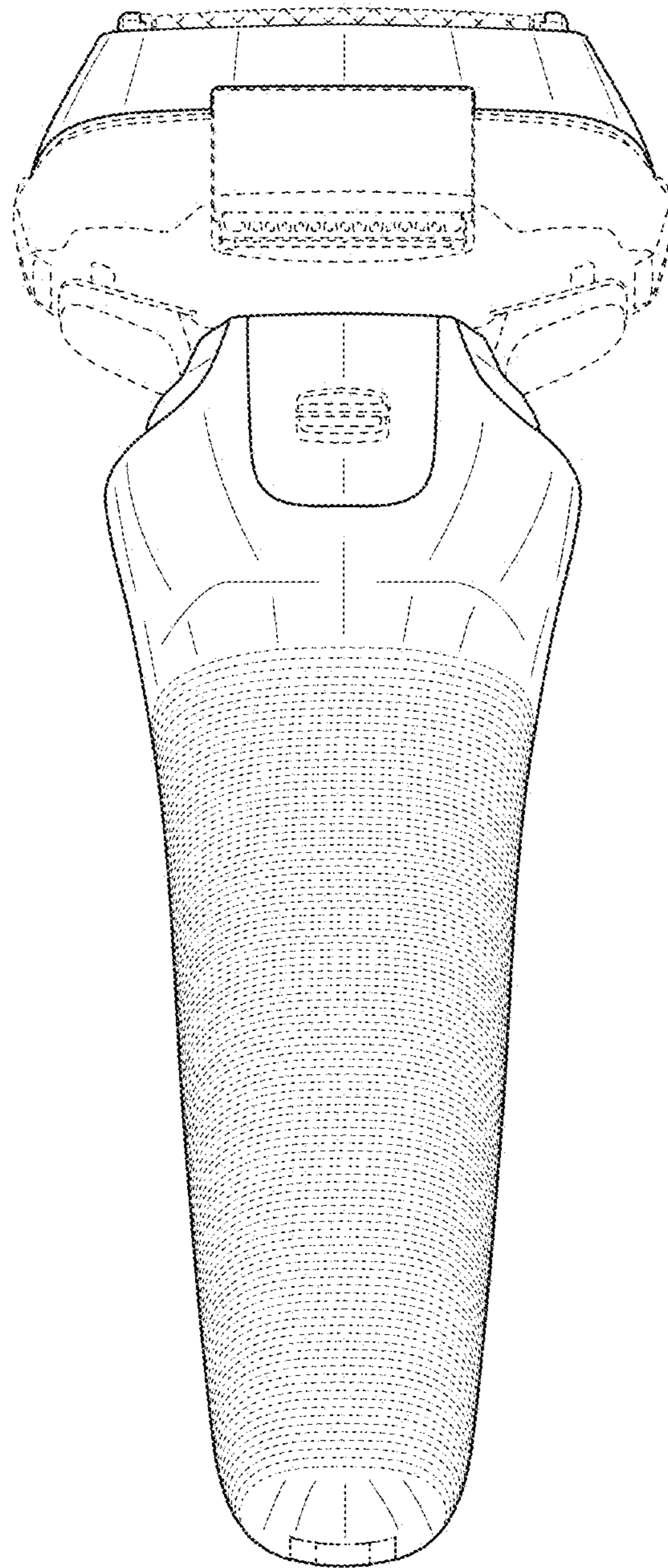


FIG. 5

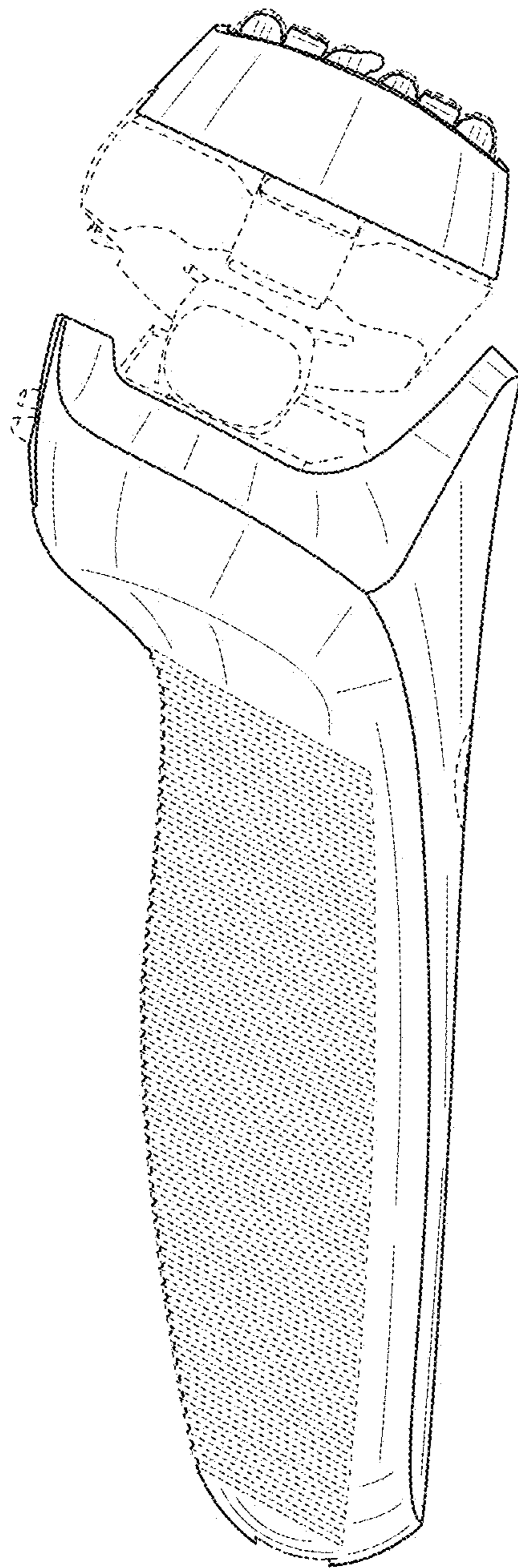


FIG. 6

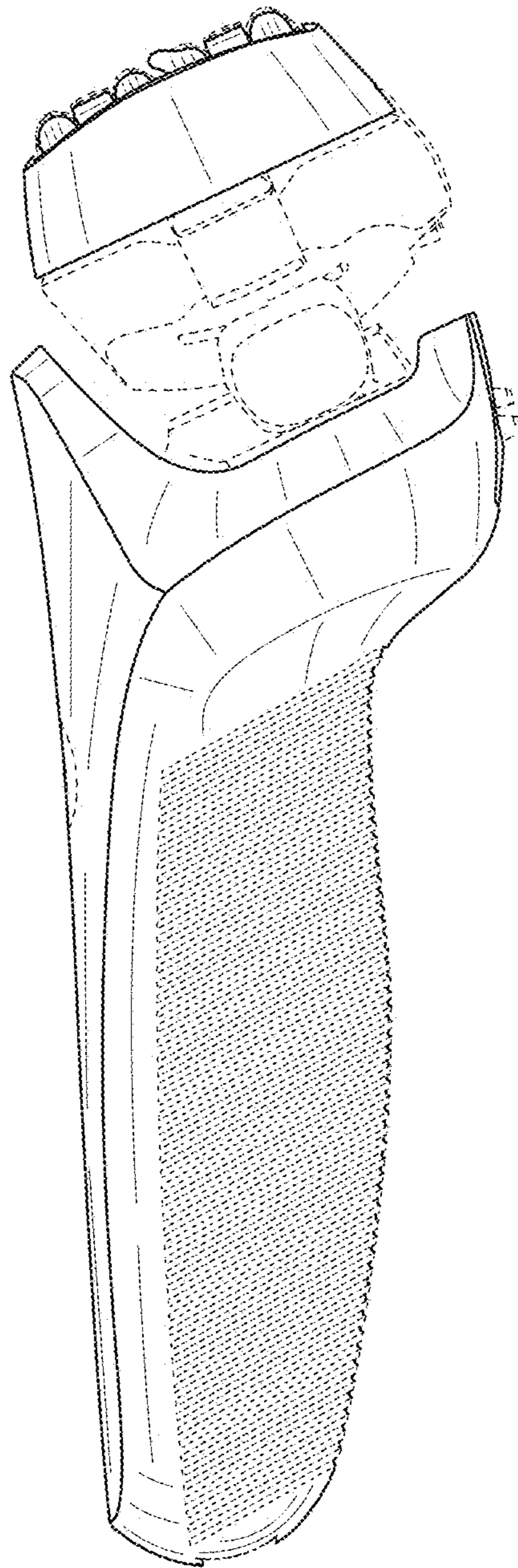


FIG. 7

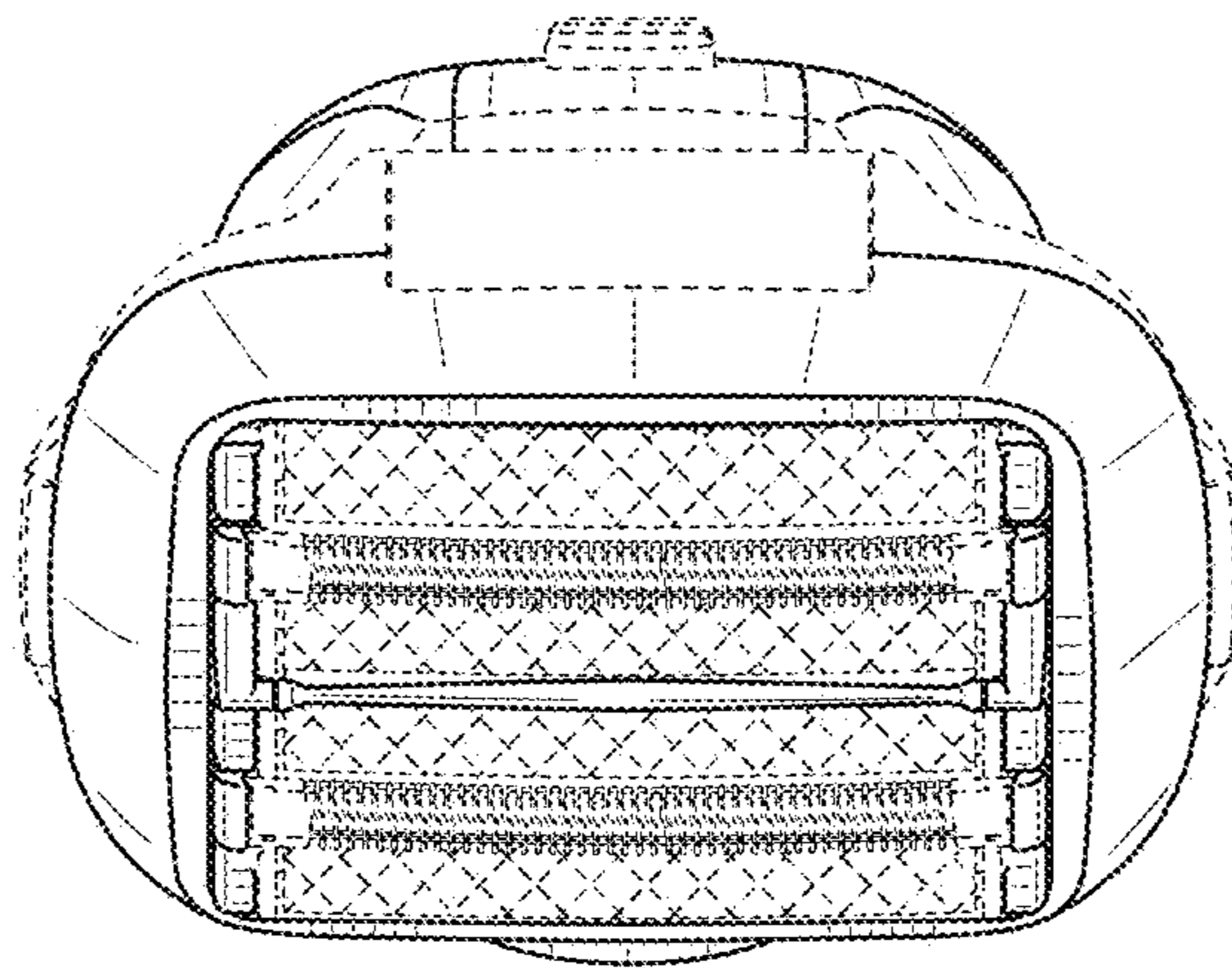


FIG. 8

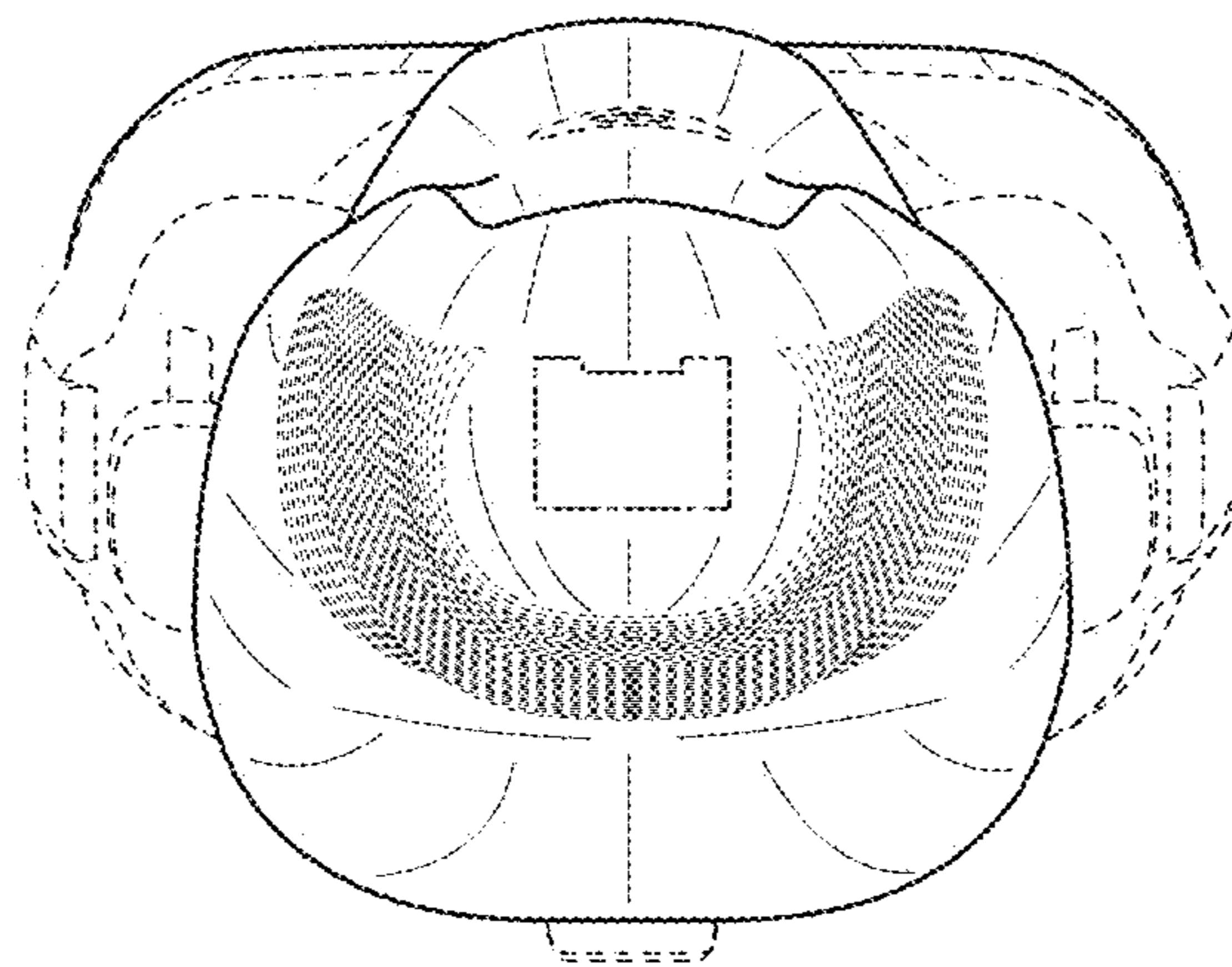


FIG. 9

