



US00D970095S

(12) **United States Design Patent**
Saarnio

(10) **Patent No.:** **US D970,095 S**

(45) **Date of Patent:** **** Nov. 15, 2022**

(54) **LIGHT DIFFUSER**

(71) Applicant: **LEDIL OY**, Salo (FI)

(72) Inventor: **Olli Saarnio**, Salo (FI)

(73) Assignee: **LEDIL OY**, Salo (FI)

(**) Term: **15 Years**

(21) Appl. No.: **29/759,877**

(22) Filed: **Nov. 25, 2020**

(30) **Foreign Application Priority Data**

May 28, 2020 (EM) 007970421-0002

(51) **LOC (13) Cl.** **26-05**

(52) **U.S. Cl.**
USPC **D26/123**

(58) **Field of Classification Search**
USPC D10/106.1–106.8; D16/101, 134, 137;
D26/1, 2, 24, 51, 61, 72, 74, 85, 86, 88,
D26/89, 90, 91, 92, 113, 118, 120–123
CPC F21S 8/00; F21S 8/006; F21V 3/00; F21V
3/02; F21V 7/00; F21V 7/0008; F21V
7/005; F21V 7/0083; F21V 7/04; F21V
7/045; F21V 7/05; F21V 7/06
See application file for complete search history.

(56) **References Cited**

U.S. PATENT DOCUMENTS

D262,914 S * 2/1982 Kristofek D26/135
D473,009 S * 4/2003 Jarrett D26/123
D488,251 S * 4/2004 Benghozi D26/118
8,120,048 B2 * 2/2012 Chen F21V 7/0091
257/E33.073

D690,389 S * 9/2013 Doyle D23/213
D725,818 S * 3/2015 Yao D26/118
D751,246 S * 3/2016 Yao D26/118
D771,172 S * 11/2016 Huang D16/134
D811,256 S * 2/2018 Kalyan D10/106.5
D912,295 S * 3/2021 Sayers D26/74
11,156,343 B1 * 10/2021 Kloeppe F21V 5/00
D955,031 S * 6/2022 Saarnio D26/118
D957,715 S * 7/2022 Knauff D26/88

OTHER PUBLICATIONS

LEDiL Product catalogue, available Jul. 12, 2022, retrieved Jul. 26, 2022 from URL: https://www.ledil.com/wp-content/uploads/2022/07/LEDiL_catalogue_2022-first-edition_v1-0_web-1.pdf (Year: 2022).*

* cited by examiner

Primary Examiner — Richard Kearney

Assistant Examiner — Christina M. Dodson

(74) *Attorney, Agent, or Firm* — Nixon & Vanderhye

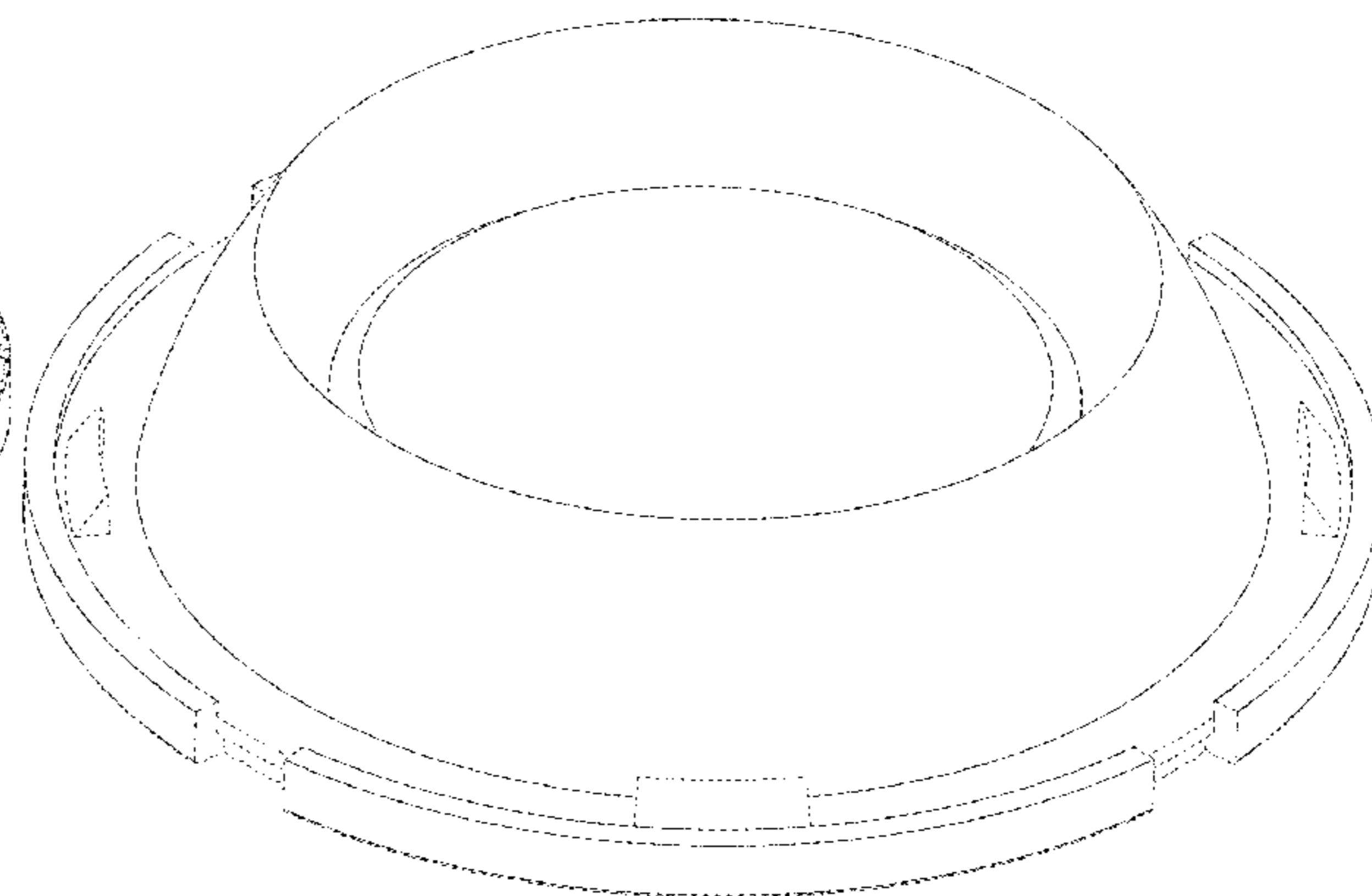
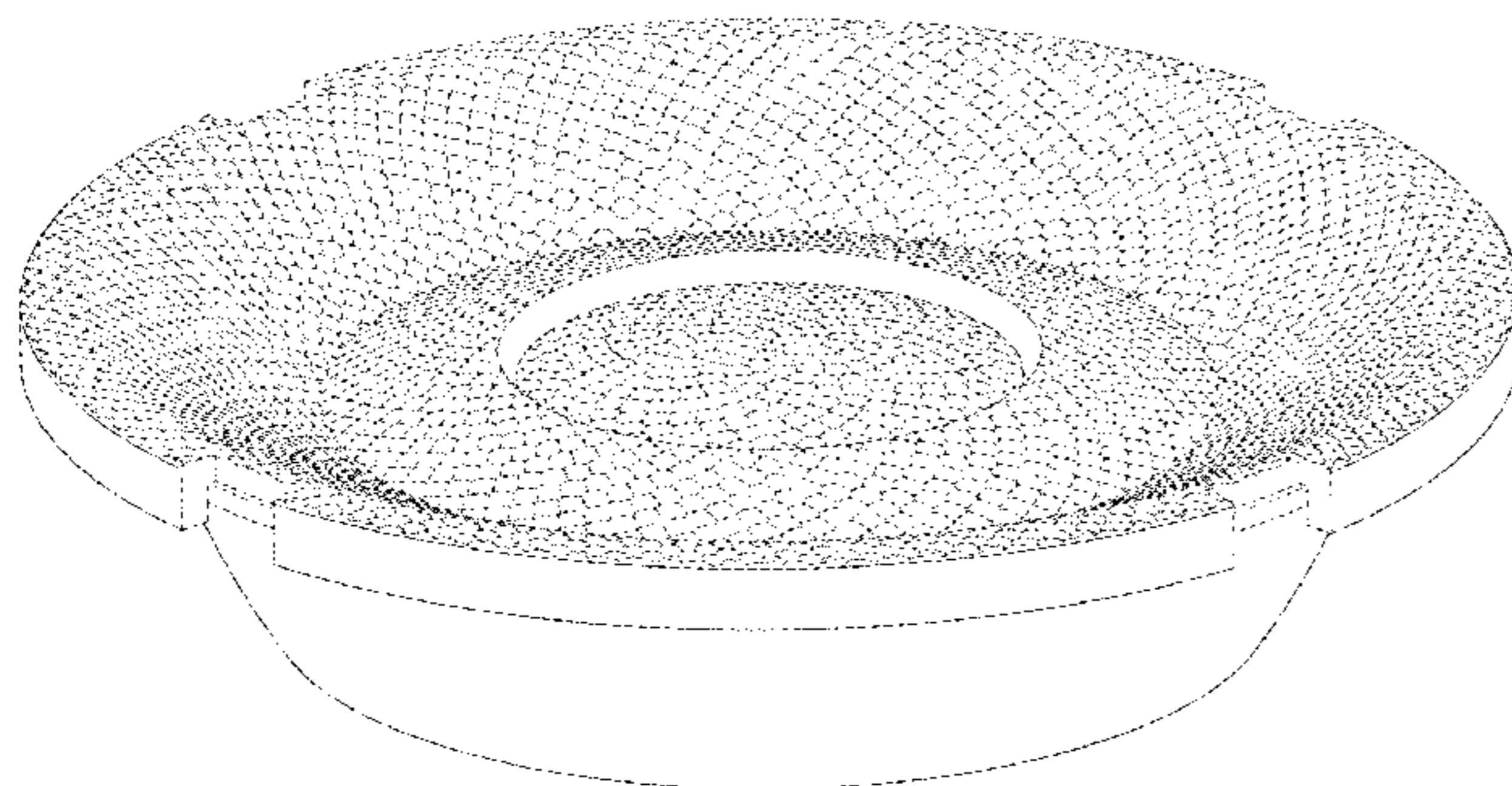
(57) **CLAIM**

The ornamental design for a light diffuser, as shown and described.

DESCRIPTION

FIG. 1 is a top perspective of a light diffuser showing the new design;
FIG. 2 is a bottom perspective view thereof;
FIG. 3 is a top plan view thereof;
FIG. 4 is a bottom plan view thereof; and,
FIG. 5 is a side elevation view thereof.
The portions of the light diffuser shown in broken lines form no part of the claim.

1 Claim, 5 Drawing Sheets



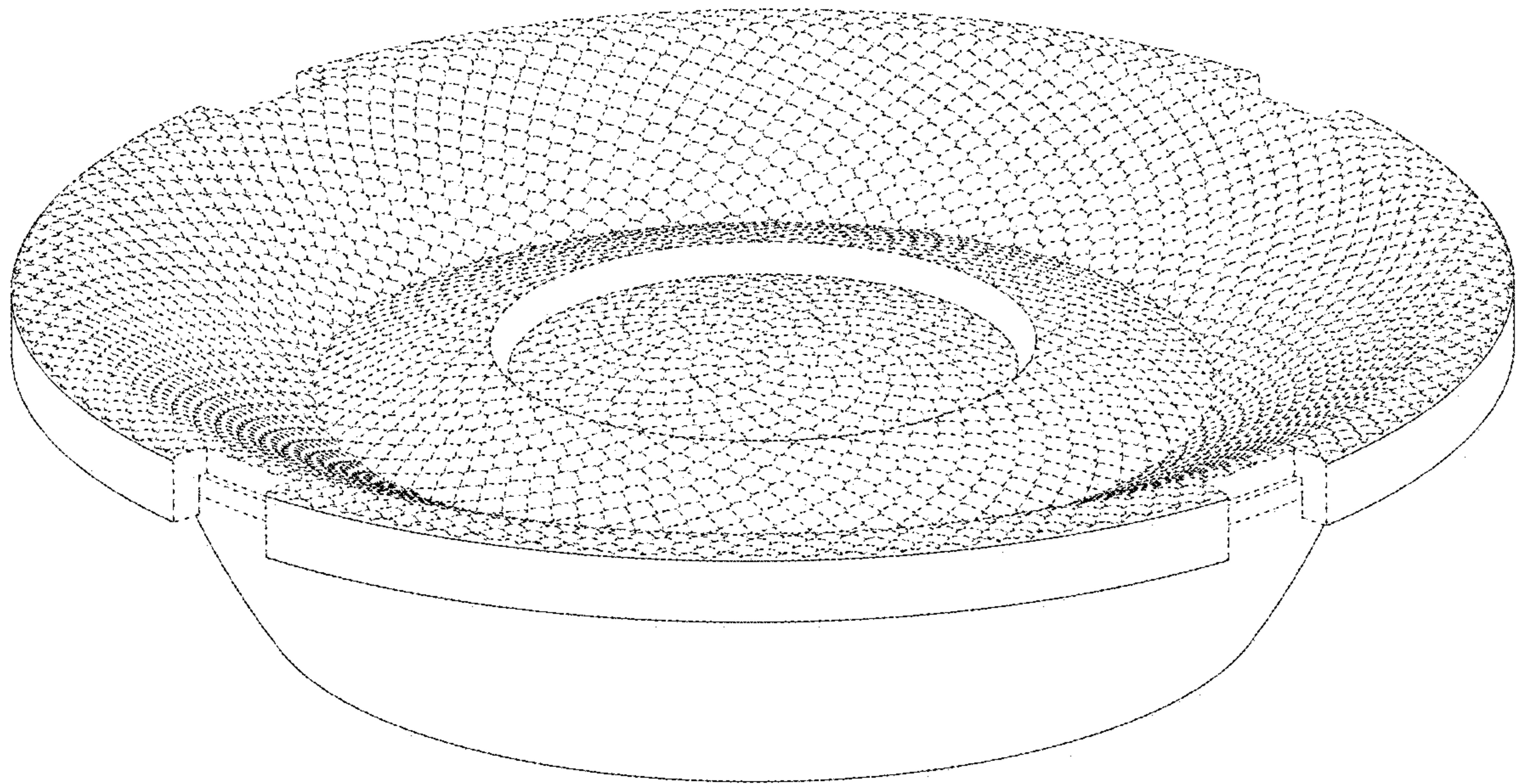


FIG. 1

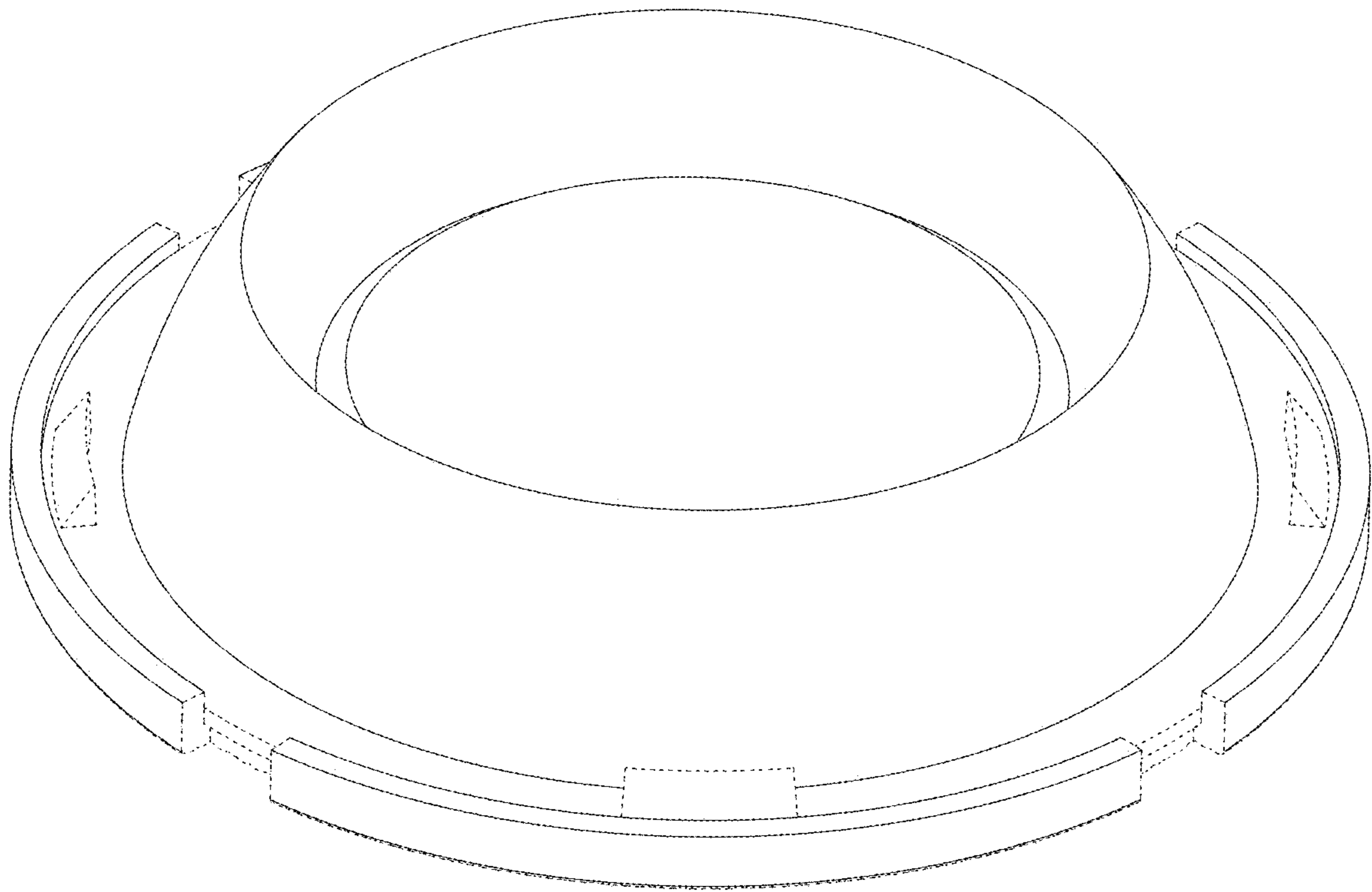


FIG. 2

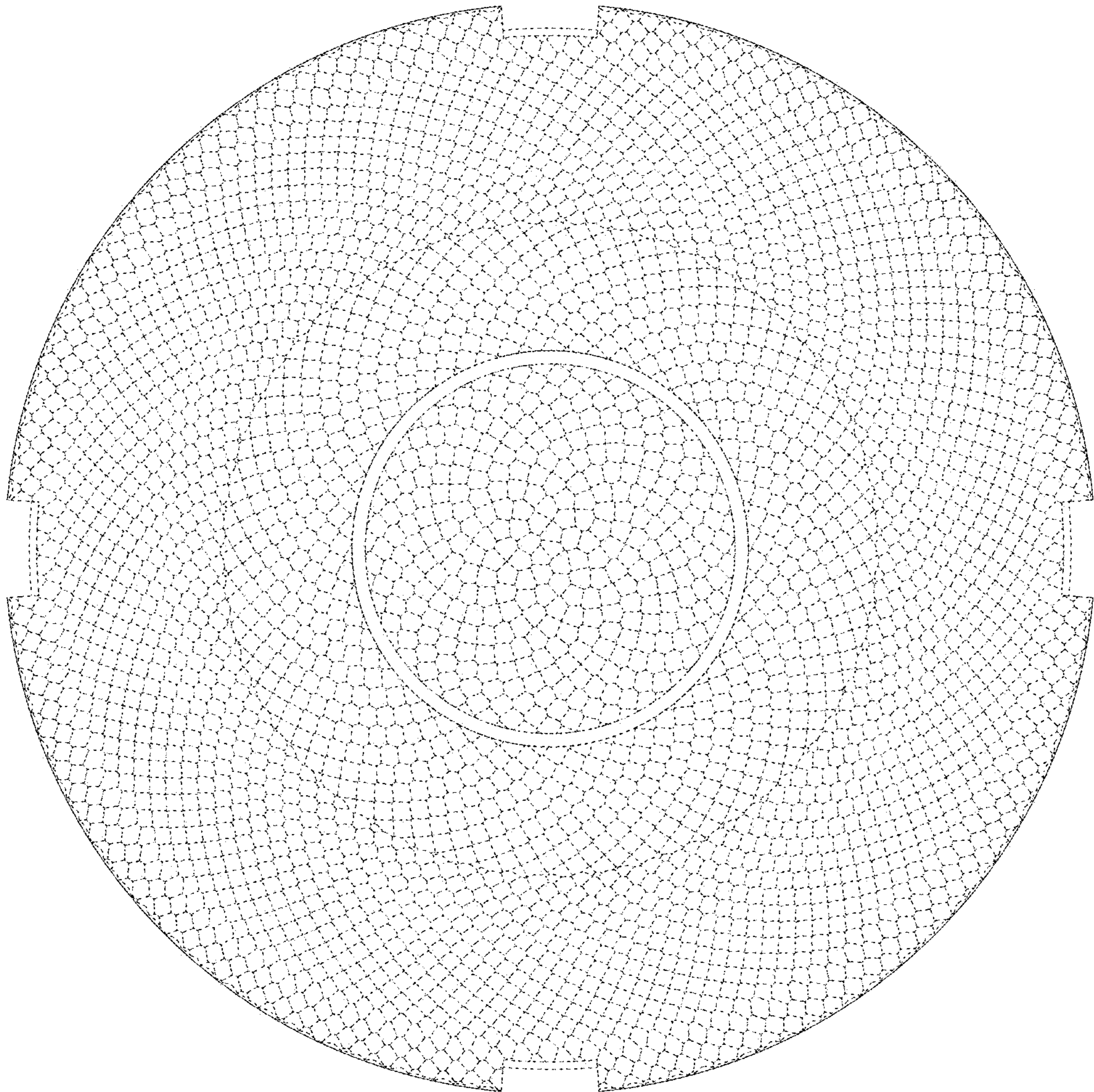


FIG. 3

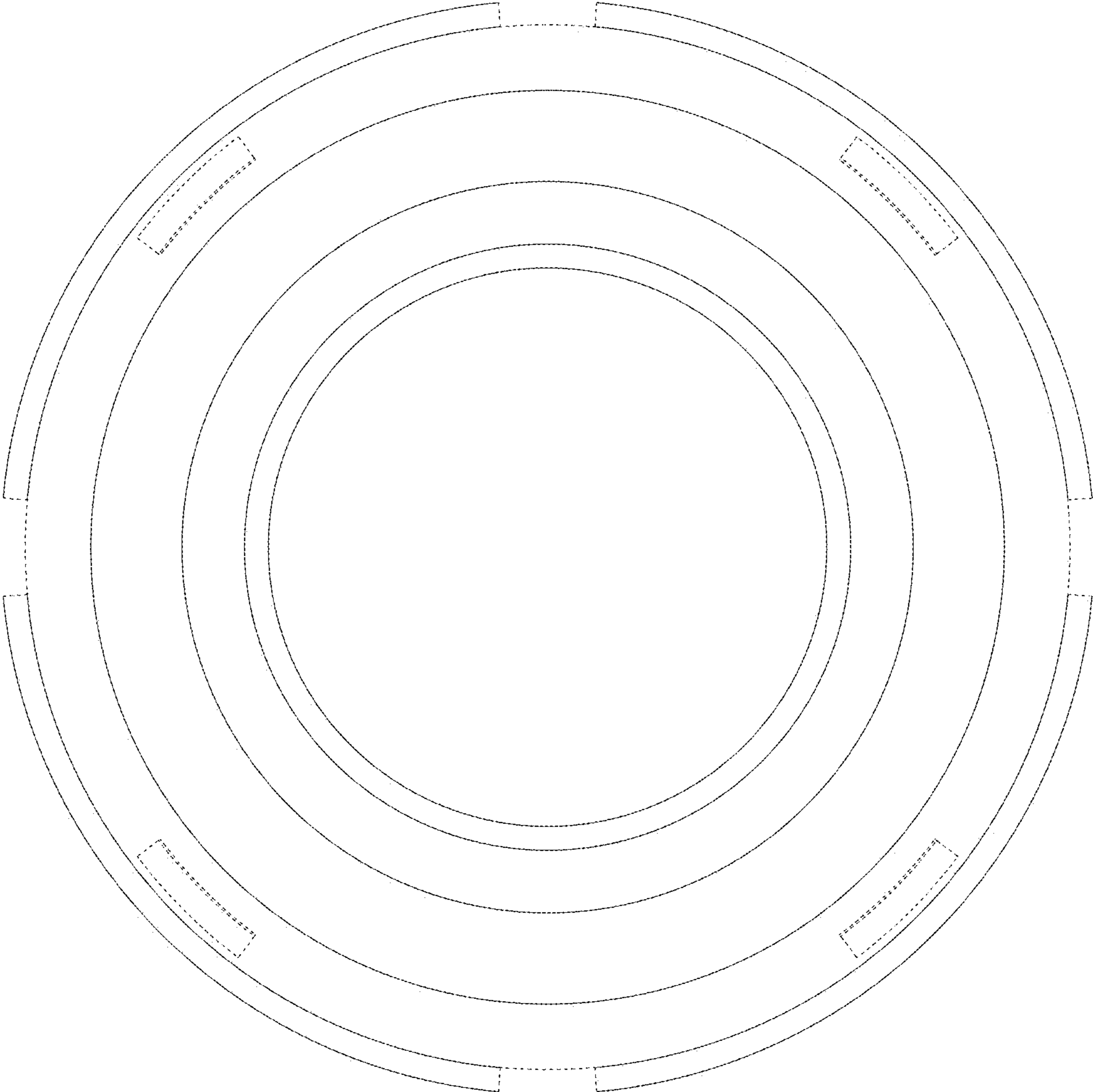


FIG. 4




FIG. 5