



US00D970092S

(12) **United States Design Patent**
Palm

(10) **Patent No.:** **US D970,092 S**

(45) **Date of Patent:** **** Nov. 15, 2022**

(54) **LIGHT DIFFUSER**

(71) Applicant: **LEDIL OY**, Salo (FI)

(72) Inventor: **Joni Palm**, Salo (FI)

(73) Assignee: **LEDIL OY**, Salo (FI)

(**) Term: **15 Years**

(21) Appl. No.: **29/754,058**

(22) Filed: **Oct. 6, 2020**

(30) **Foreign Application Priority Data**

Apr. 8, 2020 (EM) 007795323-0001

(51) **LOC (13) Cl.** **26-05**

(52) **U.S. Cl.**
USPC **D26/122**

(58) **Field of Classification Search**

USPC D10/111-115; D11/143-148, 155, 164;
D26/24, 27, 40, 43, 46-49, 60-69, 74, 76,
D26/78, 80-86, 93, 101-102, 106,
D26/108-109, 110, 112-113, 118-122
CPC . A01G 7/045; A01G 9/249; F21S 6/00; F21S
6/003; F21S 6/005; F21S 6/006; F21S
8/00; F21S 8/03; F21S 8/031; F21S
8/036; F21V 3/04; F21V 3/049; F21V
5/00; F21V 7/00; F21V 7/0025; F21V
7/005; F21V 7/05; F21V 9/00; F21V
9/08; F21V 11/00; F21Y 2105/16; F21Y
2107/10; F21Y 2107/30; F21Y 2107/50;
F21Y 2107/80; F21Y 2113/10; F21Y
2115/10

See application file for complete search history.

(56) **References Cited**

U.S. PATENT DOCUMENTS

D629,960 S * 12/2010 Little, Jr. D26/120
D672,913 S * 12/2012 Lin D26/120
D936,892 S * 11/2021 Huo D26/120

D945,053 S * 3/2022 Huo D26/120
2003/0189829 A1* 10/2003 Shimizu H01L 24/97
362/240
2011/0157891 A1* 6/2011 Davis F21S 2/005
362/244

(Continued)

FOREIGN PATENT DOCUMENTS

JP 2003124528 A * 4/2003 F21K 9/20

OTHER PUBLICATIONS

LEDiL 2021 1st Edition, date unknown, retrieved Jun. 15, 2022
from URL: https://www.ledil.com/wp-content/uploads/2021/05/LEDiL_catalogue_2021-first-edition_v1-1_WEB.pdf(Year: 2021).*

(Continued)

Primary Examiner — Richard Kearney
Assistant Examiner — Christina M. Dodson
(74) *Attorney, Agent, or Firm* — Nixon & Vanderhye

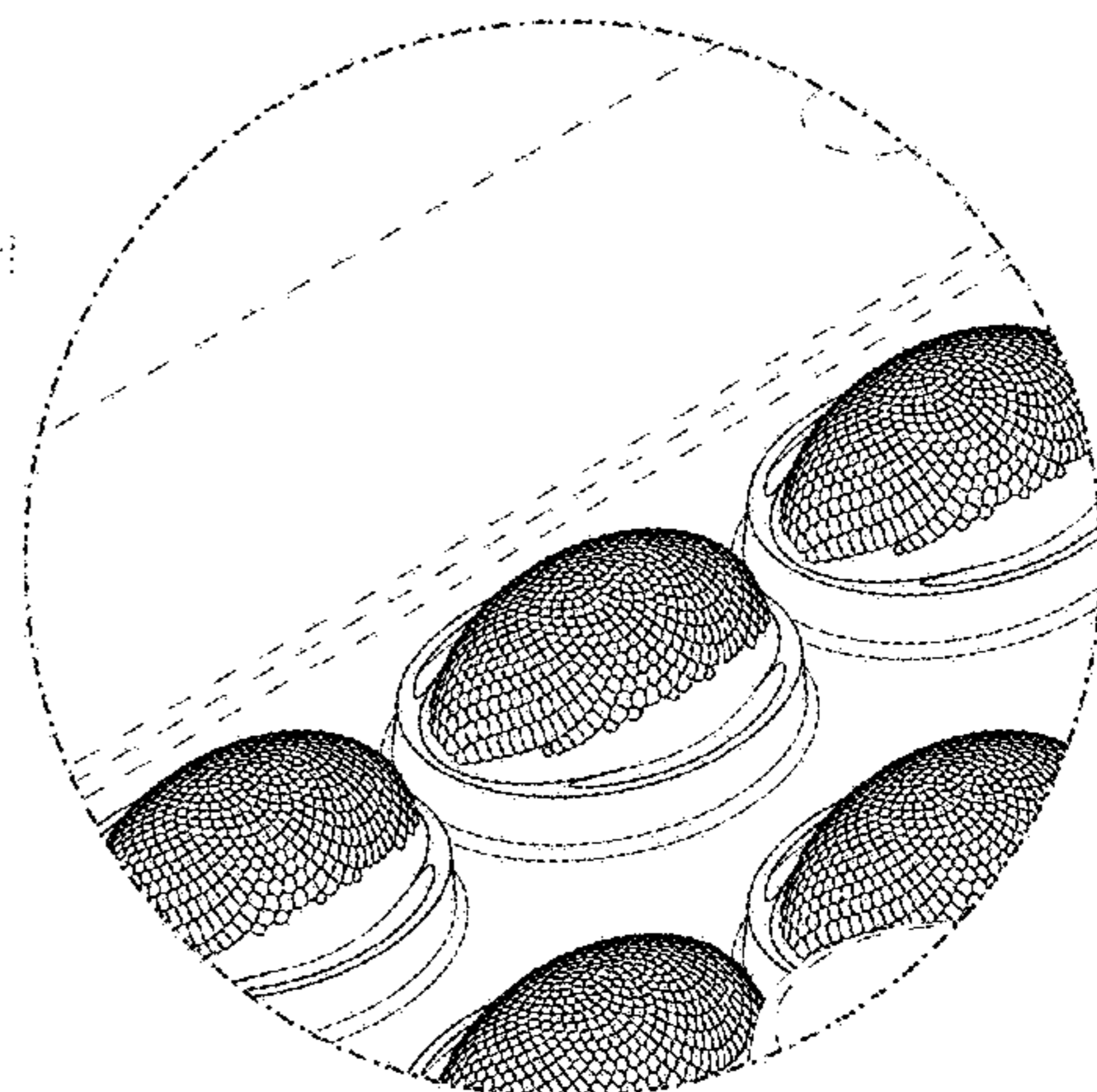
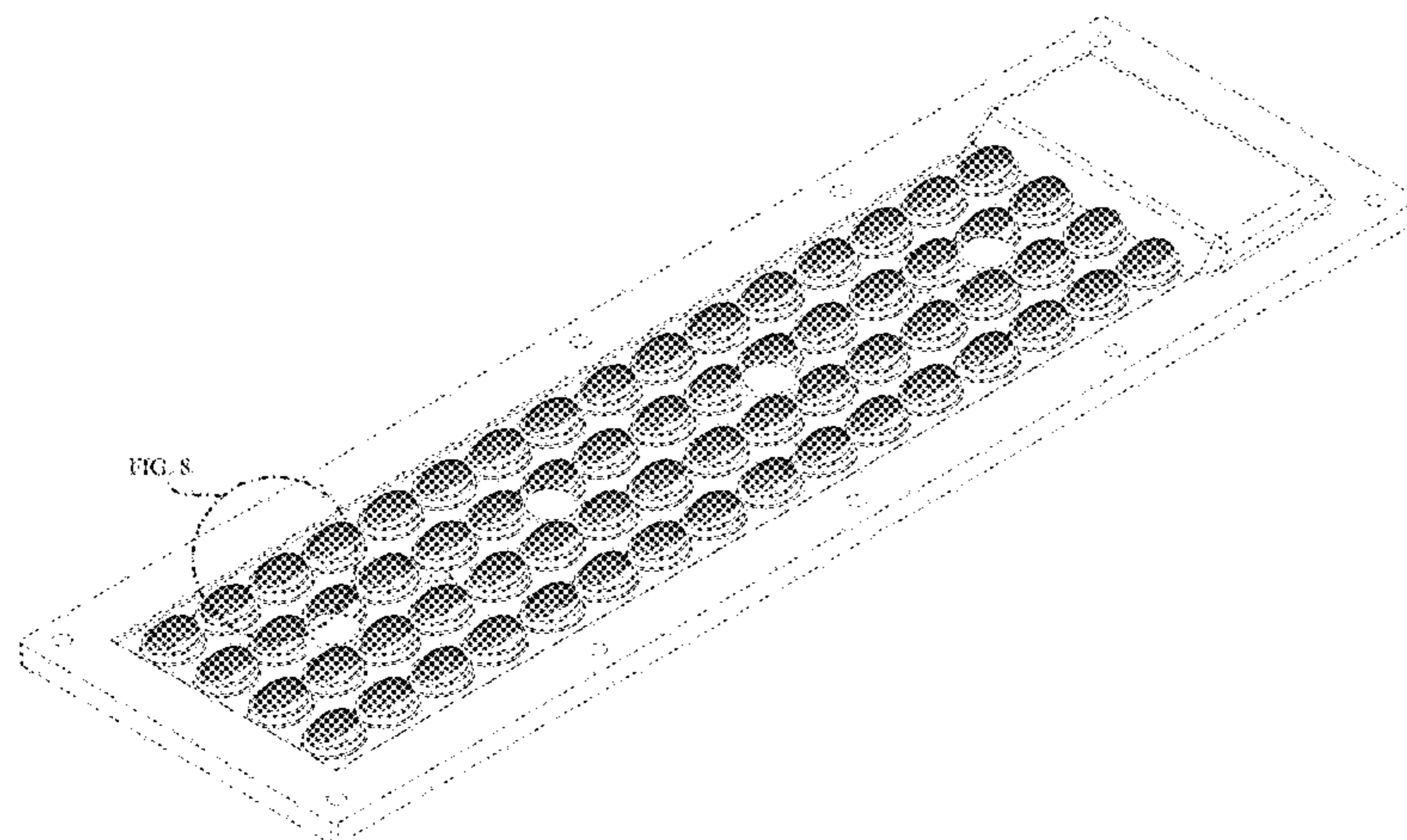
(57) **CLAIM**

The ornamental design for a light diffuser, as shown and described.

DESCRIPTION

FIG. 1 is a top perspective view of a light diffuser showing the new design;
FIG. 2 is a bottom perspective view thereof;
FIG. 3 is a top plan view thereof;
FIG. 4 is a bottom plan view thereof;
FIG. 5 is a side elevation view thereof;
FIG. 6 is an opposite side elevation view thereof;
FIG. 7 is a front elevation view thereof; and,
FIG. 8 is an enlarged view of portion 8 shown in FIG. 1.
The dash-dash broken lines shown in the drawings illustrate portions of the light diffuser that form no part of the claimed design.
The dot-dash broken lines represent boundaries of the enlarged portion and form part of the claimed design.

1 Claim, 8 Drawing Sheets



(56)

References Cited

U.S. PATENT DOCUMENTS

2017/0038056 A1* 2/2017 Joiris F21V 17/12
2019/0110406 A1* 4/2019 Adams A01G 7/045
2019/0191517 A1* 6/2019 Adams H05B 47/18

OTHER PUBLICATIONS

LEDiL STRADELLA-IP-28—Product Introduction, available Apr. 20, 2018, reviewed Jun. 15, 2022 from URL: <https://www.youtube.com/watch?v=YLZIAxeqXHo&list=PLUwomulPhctPIDkXMSEDYMswM6-e2lmsZ&index=2> (Year: 2018).*

* cited by examiner

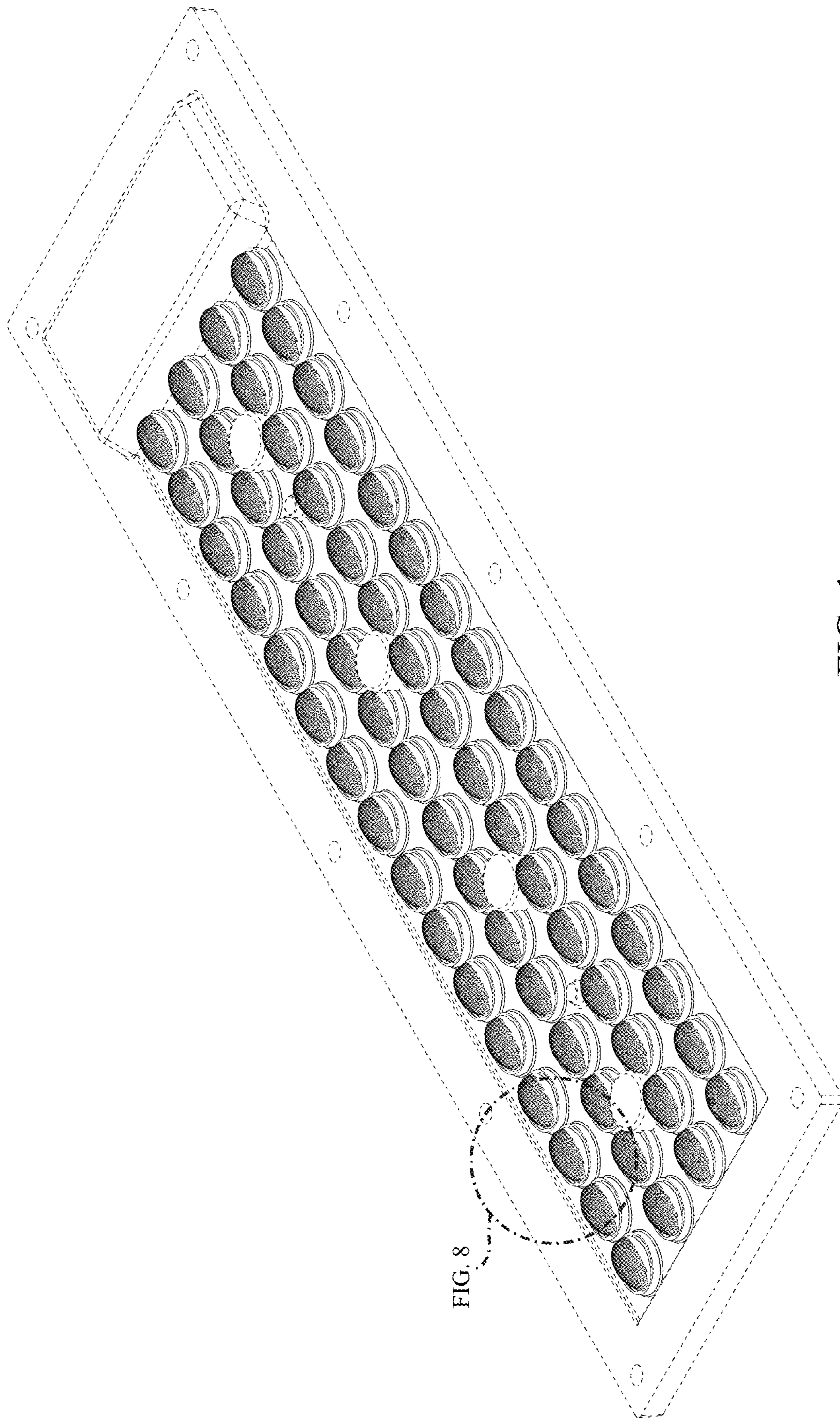


FIG. 8

FIG. 1

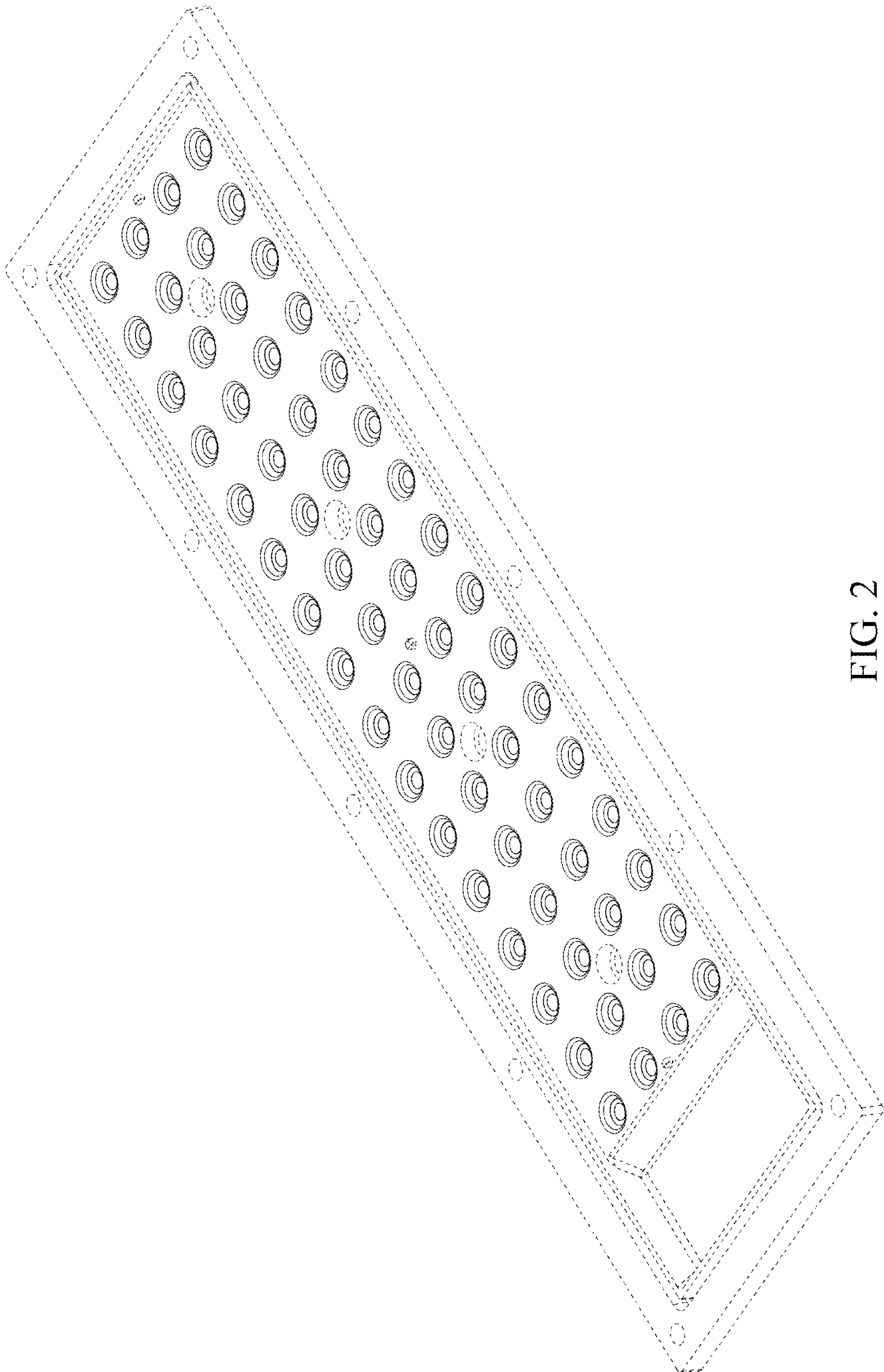


FIG. 2




FIG. 3

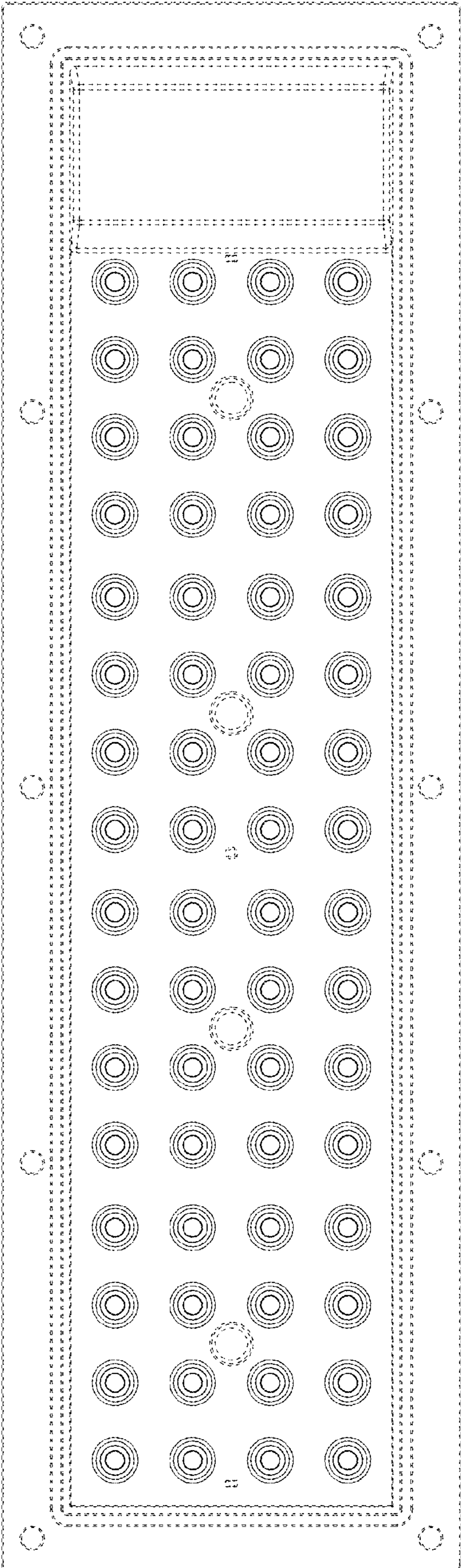


FIG. 4



FIG. 5



FIG. 6




FIG. 7

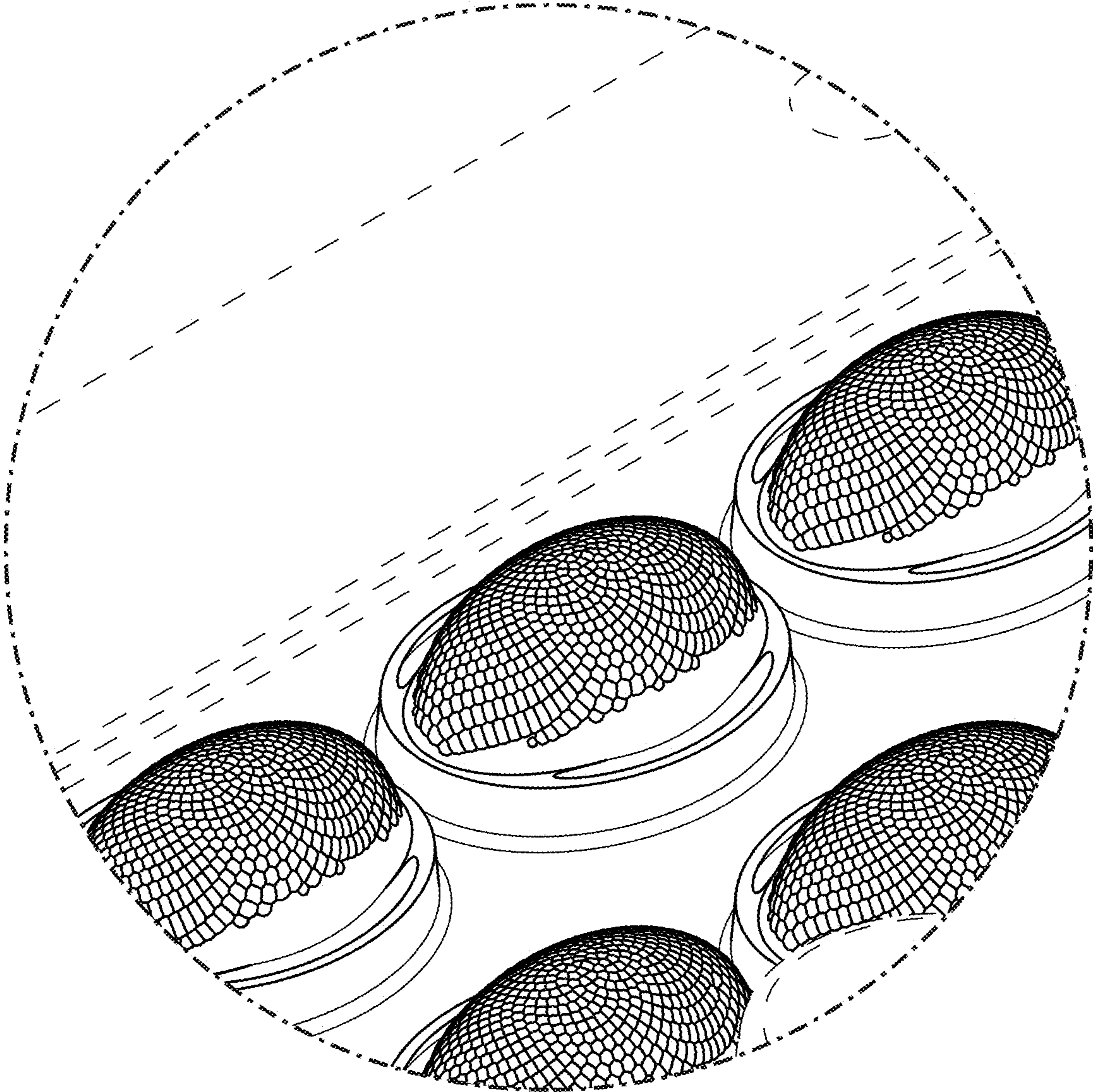


FIG. 8