



US00D970090S

(12) **United States Design Patent** (10) **Patent No.:** **US D970,090 S**  
**Wanders et al.** (45) **Date of Patent:** **\*\* Nov. 15, 2022**

(54) **DECORATIVE LIGHT COVER**  
(71) Applicant: **RAMUN KOREA CO., LTD.**, Seoul (KR)  
(72) Inventors: **Marcel Wanders**, Amsterdam (NL); **Sang Min Chung**, Los Angeles, CA (US)  
(73) Assignee: **Ramun Korea Co., Ltd.**  
(\*\*) Term: **15 Years**  
(21) Appl. No.: **29/715,807**  
(22) Filed: **Dec. 4, 2019**  
(51) **LOC (13) Cl.** ..... **26-05**  
(52) **U.S. Cl.**  
USPC ..... **D26/118**  
(58) **Field of Classification Search**  
USPC ..... D26/2, 67, 118, 120, 125, 128–137  
CPC ..... F21V 1/00; F21V 1/12; F21V 1/14; F21V 1/16; F21V 1/20; F21V 1/143; F21V 1/146; F21V 15/00; F21V 15/01; F21V 15/012; F21V 3/00; F21V 3/02; F21V 3/049; F21V 3/061; F21V 3/0615; F21V 3/0625  
See application file for complete search history.

(56) **References Cited**  
U.S. PATENT DOCUMENTS  
D280,239 S \* 8/1985 Burket ..... D26/132  
D280,240 S \* 8/1985 Burket ..... D26/132  
D402,394 S \* 12/1998 Archambault ..... D26/125

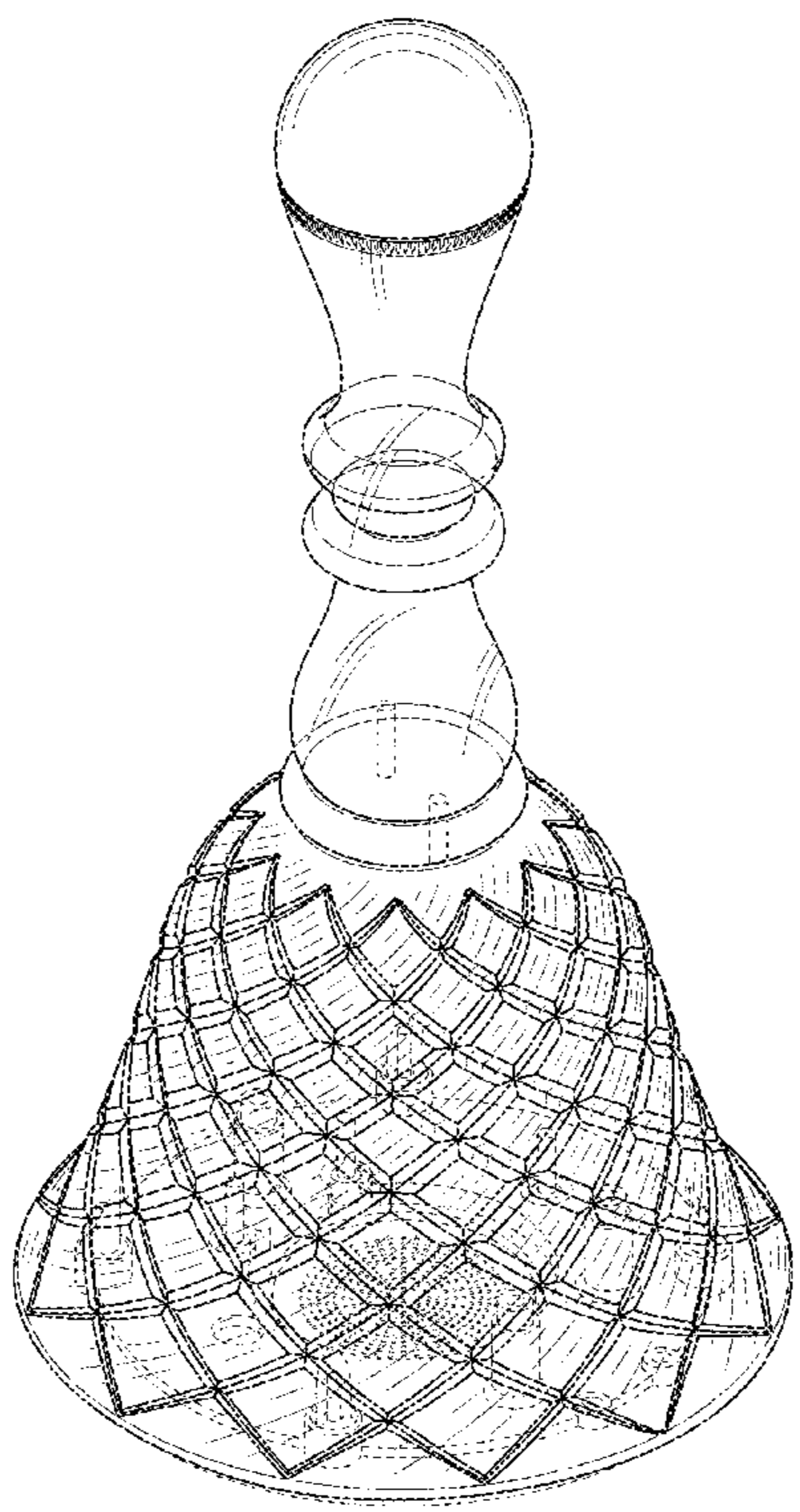
D436,217 S \* 1/2001 Lin ..... D26/129  
D444,590 S \* 7/2001 Lee ..... D26/131  
D549,868 S \* 8/2007 Deron ..... D26/128  
D559,434 S \* 1/2008 Morris ..... D26/128  
D560,018 S \* 1/2008 Morris ..... D26/128  
D579,143 S \* 10/2008 De'Armond ..... D26/135  
D650,118 S \* 12/2011 Yang ..... D26/120  
D656,663 S \* 3/2012 Son ..... D26/118  
D656,665 S \* 3/2012 Son ..... D26/118  
D744,695 S \* 12/2015 Kwok ..... D26/135  
2021/0123590 A1 \* 4/2021 Huang ..... F21V 23/002

\* cited by examiner  
*Primary Examiner* — Wan Laymon  
*Assistant Examiner* — Clint A Samuel  
(74) *Attorney, Agent, or Firm* — Klarquist Sparkman, LLP

(57) **CLAIM**  
We claim the ornamental design for a decorative light cover, as shown and described.

**DESCRIPTION**  
FIG. 1 is a perspective view of a decorative light cover, FIG. 2 is a front elevational view of the decorative light cover, FIG. 3 is a rear elevational view of the decorative light cover, FIG. 4 is a left side elevational view of the decorative light cover, FIG. 5 is a right side elevational view of the decorative light cover, FIG. 6 is a top plan view of the decorative light cover; and, FIG. 7 is a bottom plan view of the decorative light cover.

**1 Claim, 6 Drawing Sheets**



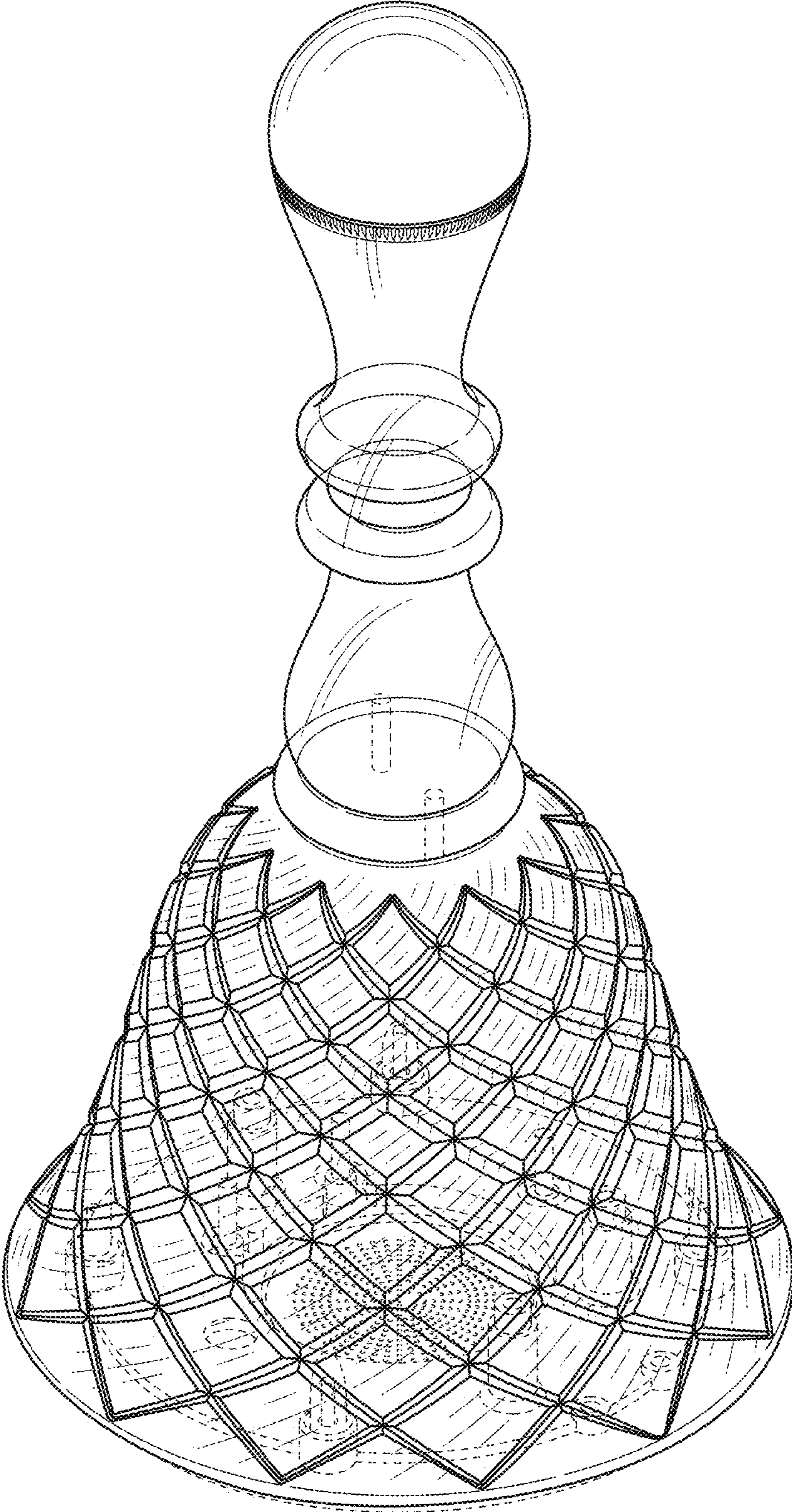


FIG. 1




FIG. 2




FIG. 3




FIG. 4




FIG. 5

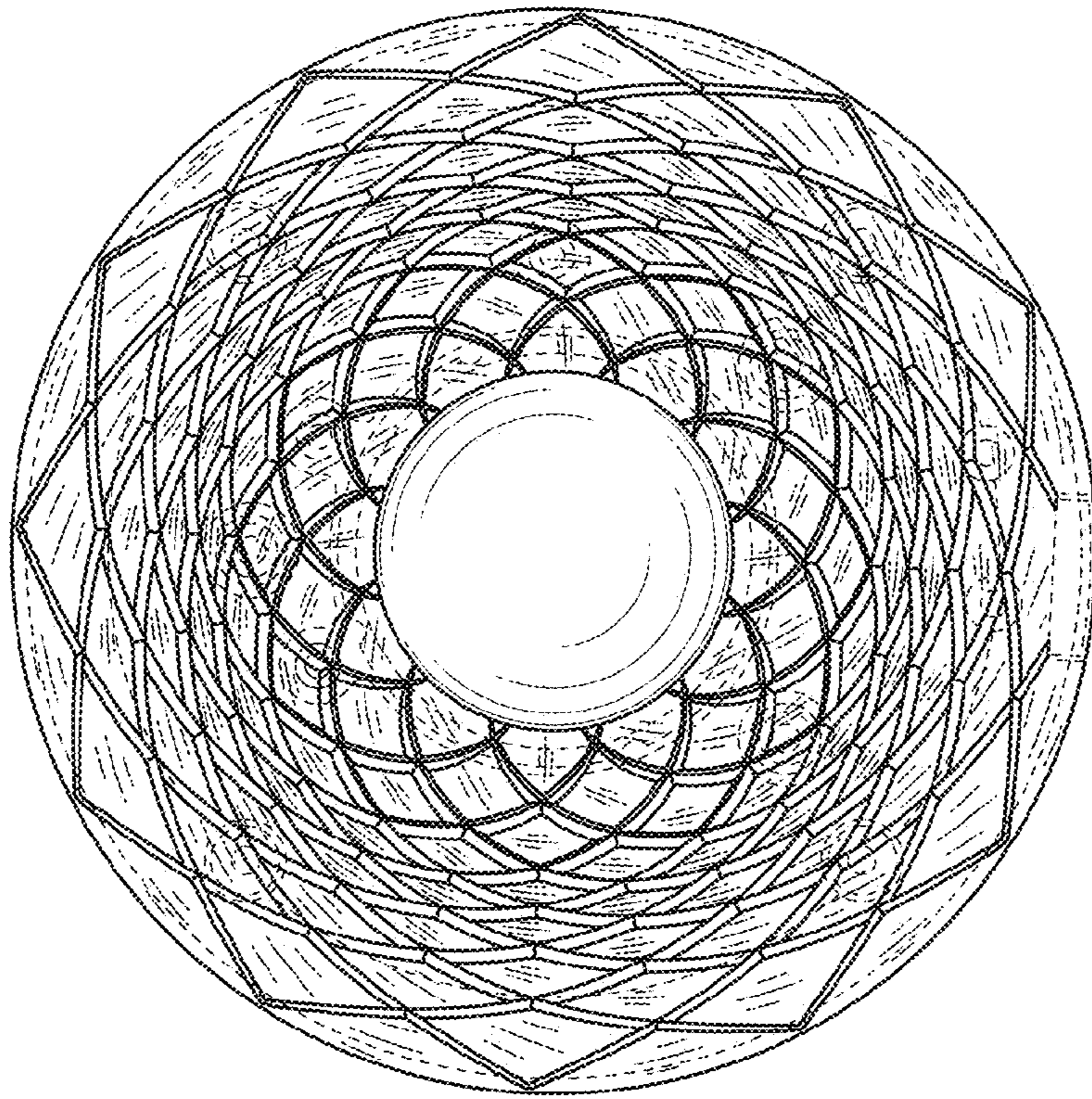


FIG. 6

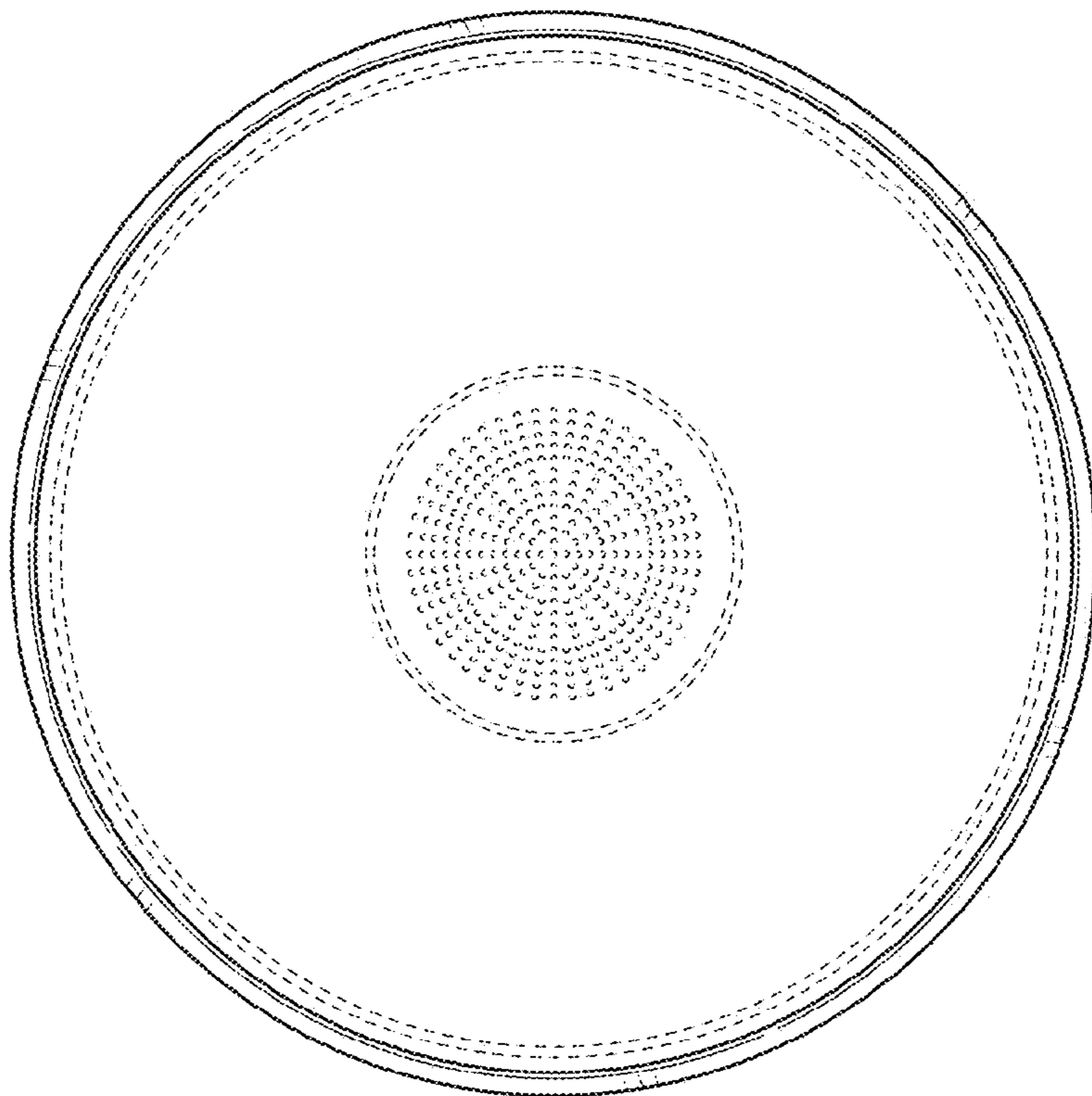


FIG. 7