



US00D970066S

(12) **United States Design Patent** (10) **Patent No.:** **US D970,066 S**
Roberson (45) **Date of Patent:** **** *Nov. 15, 2022**

(54) **CANDLE HOLDER**
(71) Applicant: **Martina Roberson**, Plano, TX (US)
(72) Inventor: **Martina Roberson**, Plano, TX (US)
(*) Notice: This patent is subject to a terminal disclaimer.
(**) Term: **15 Years**
(21) Appl. No.: **29/700,159**
(22) Filed: **Jul. 31, 2019**
(51) **LOC (13) Cl.** **26-01**
(52) **U.S. Cl.**
USPC **D26/11**
(58) **Field of Classification Search**
USPC D26/8-23, 93, 96, 114, 116, 117, 118;
D23/366; D9/500, 737, 738, 740;
D11/95, 133, 152, 153, 157, 171, 172;
D7/523, 546, 549, 553.1, 551.1, 554.2
CPC ... E04H 15/24; F21W 2131/109; F21L 17/00;
F21L 19/00; F23D 11/42; F23D 2206/00;
F23D 2205/00; A47G 7/06; B65D
21/0202; B65D 63/1018; B65D 1/36;
B65D 2543/00092
See application file for complete search history.

D651,119 S * 12/2011 Llacuna D11/95
D661,048 S * 6/2012 Leleniak D1/106
D880,345 S * 4/2020 Do D11/152

OTHER PUBLICATIONS

<https://www.walmart.com/ip/Dual-Sided-Stainless-Steel-Hot-Pot-Yuanyang-Pot-Shabu-Shabu-Yin-Yang-Chafing-Dish-Cookware-for-Home-Kitchen/352186033> (Year: 2020) (Year: 2020).*
https://www.etsy.com/listing/846596373/yin-yang-pots-with-tray-for-succulents?ga_order=most_relevant&ga_search_type=all&ga_view_type=gallery&ga_search_query=yin+and+yang+vase&ref=sr_gallery-1-3 (Year: 2020) (Year: 2020).*
https://www.etsy.com/listing/873421187/yin-yang-collapsible-basket-rosewood?ga_order=most_relevant&ga_search_type=all&ga_view_type=gallery&ga_search_query=yin+yang+trivet&ref=sr_gallery-1-5&frs=1 (Year: 2020) (Year: 2020).*

* cited by examiner

Primary Examiner — Marcus A Jackson
(74) *Attorney, Agent, or Firm* — Richard Eldredge;
Leavitt Eldredge Law Firm

(57) **CLAIM**

The ornamental design for a candle holder, as shown and described.

DESCRIPTION

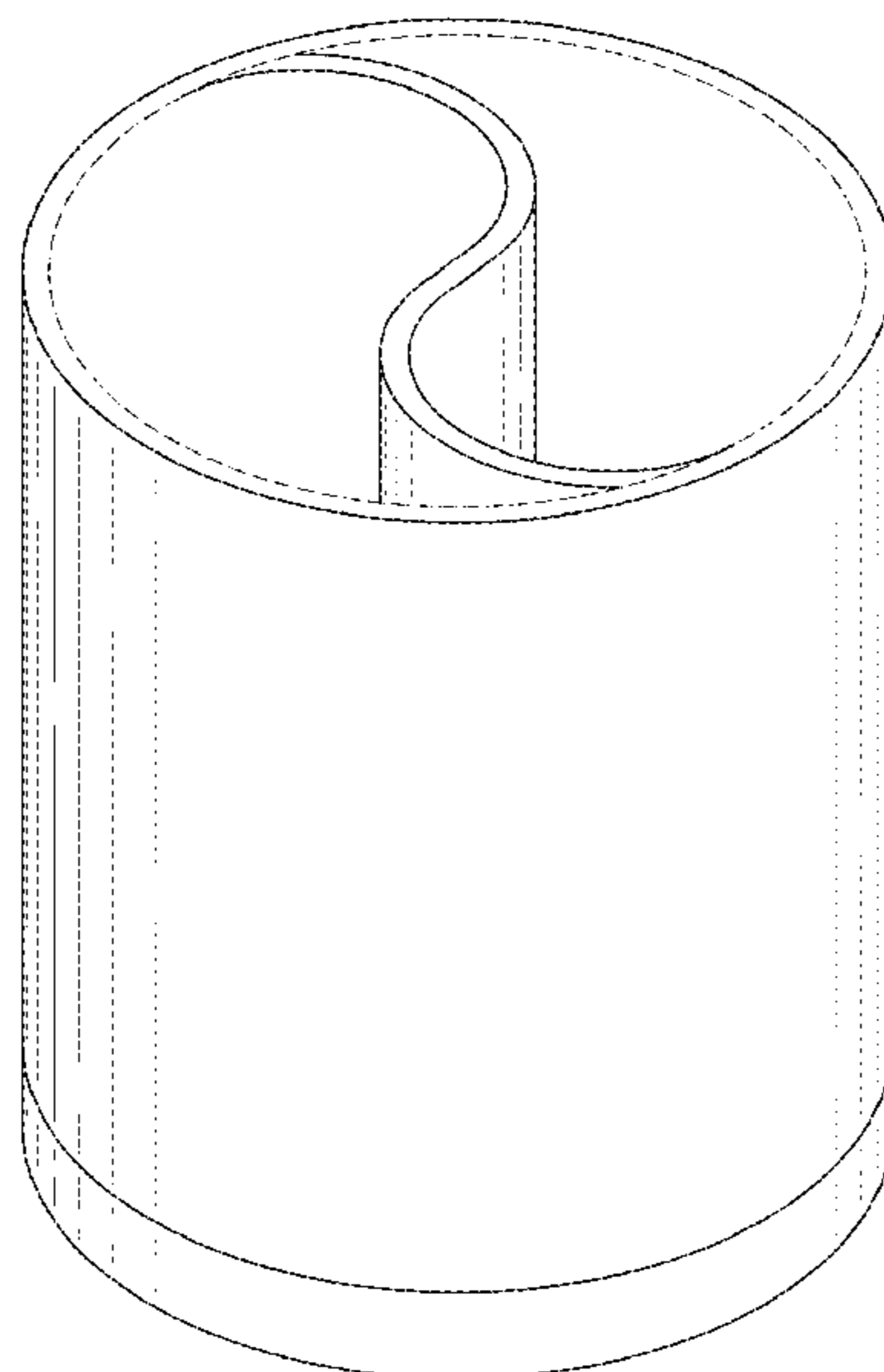
FIG. 1 is a candle holder according to the present application.
FIG. 2 is a front view of the candle holder.
FIG. 3 is a side view of the candle holder.
FIG. 4 is a top view of the candle holder; and,
FIG. 5 is a bottom view of the candle holder.
The broken lines in the drawings showing the candle jar illustrate the portions that form no part of the claimed design.

1 Claim, 4 Drawing Sheets

(56) **References Cited**

U.S. PATENT DOCUMENTS

D185,067 S * 5/1959 Clark, Jr. D7/546
D265,182 S * 6/1982 Ornatek D1/106
D313,347 S * 1/1991 Fiore D9/524
D427,415 S * 7/2000 Dolphin D1/128
D441,638 S * 5/2001 Kelleghan D8/356
D456,693 S * 5/2002 Kelleghan D8/356
D466,769 S * 12/2002 Kelleghan D8/18
D480,986 S * 10/2003 Taylor D11/143
D546,122 S * 7/2007 Gluck D7/509
D559,394 S * 1/2008 Ji D24/214



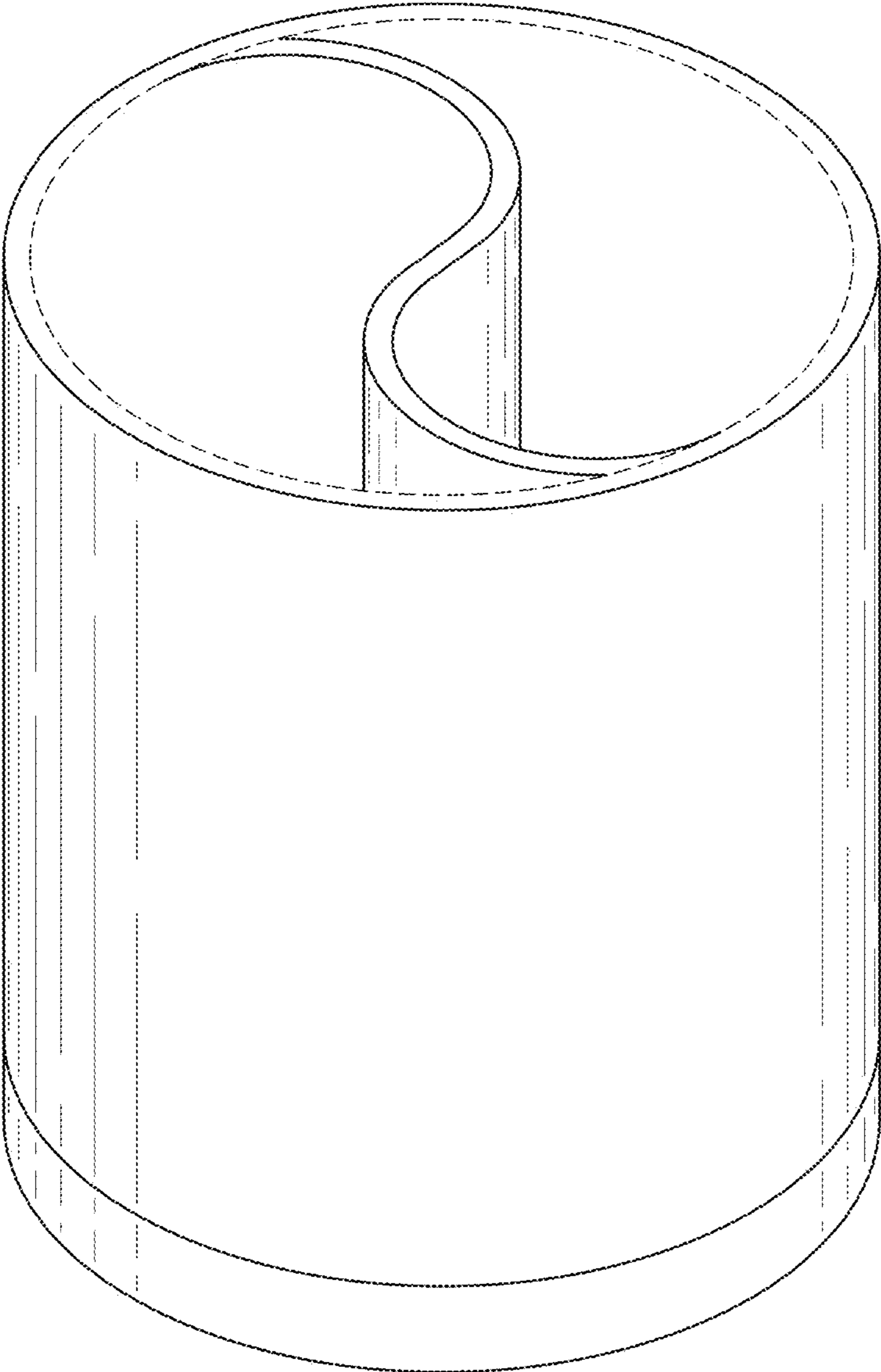


FIG. 1

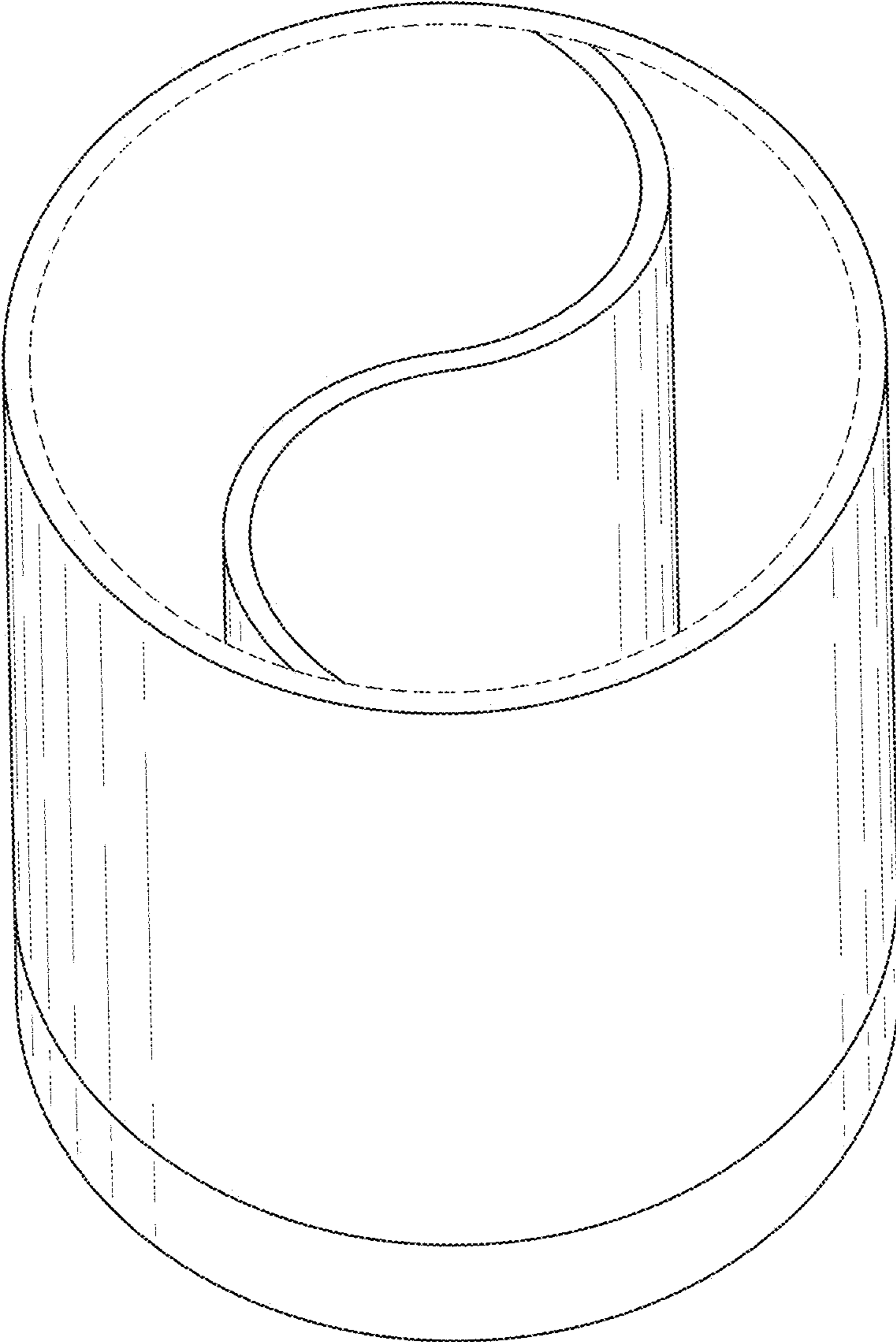


FIG. 2




FIG. 3

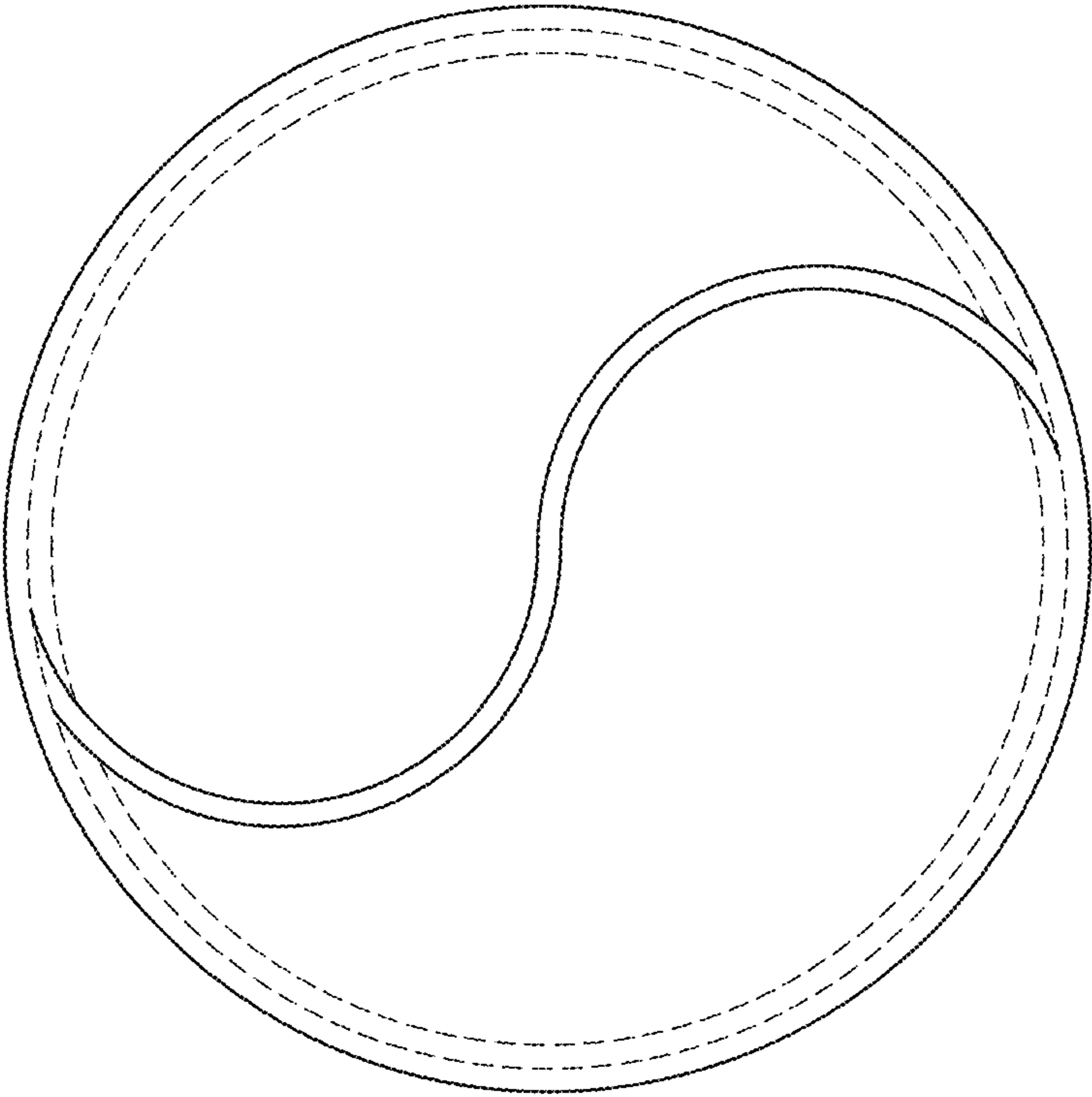


FIG. 4

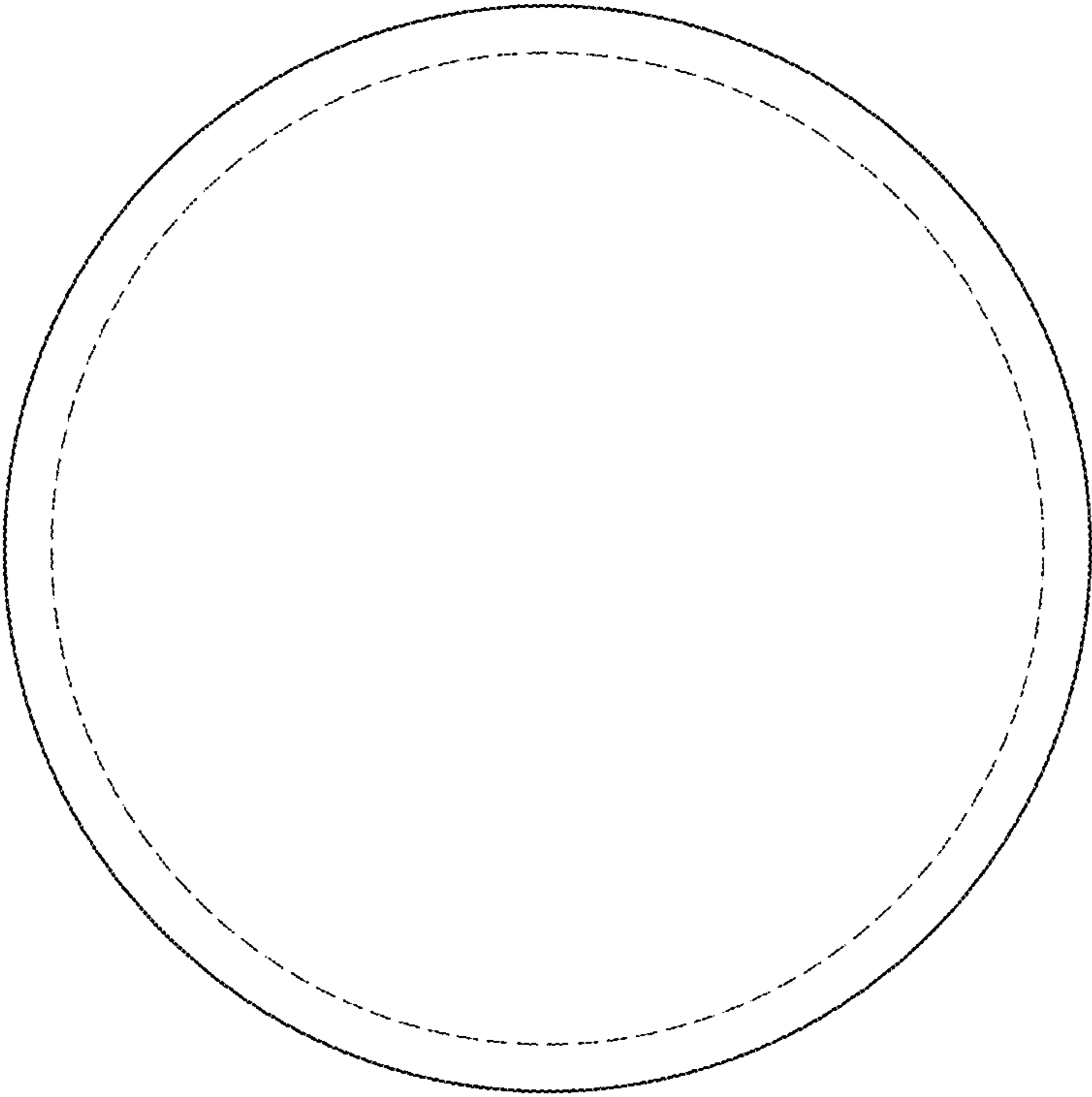


FIG. 5