



US00D970049S

(12) **United States Design Patent** (10) **Patent No.:** **US D970,049 S**
Anger (45) **Date of Patent:** **** Nov. 15, 2022**

(54) **INTERNAL CORNER STRIP** 8,511,016 B2 * 8/2013 Smythe, Jr. E04F 13/06
 52/287.1
 (71) Applicant: **James Hardie Technology Limited,** 8,756,886 B1 * 6/2014 Grant E04F 13/0733
 Dublin (IE) 52/287.1
 D800,923 S * 10/2017 Gonzales D25/121

(72) Inventor: **Jesse Anger,** Sydney (AU)

* cited by examiner

(73) Assignee: **James Hardie Technology Limited,**
 Dublin (IE)

Primary Examiner — Doris Clark

(74) *Attorney, Agent, or Firm* — Knobbe Martens Olson
 & Bear, LLP

(**) Term: **15 Years**

(21) Appl. No.: **29/786,644**

(22) Filed: **Jun. 1, 2021**

(30) **Foreign Application Priority Data**

Dec. 7, 2020 (AU) 202016618

(51) **LOC (13) Cl.** **25-01**

(52) **U.S. Cl.**
 USPC **D25/123**

(58) **Field of Classification Search**
 USPC D25/55, 121, 123, 125, 164, 122
 CPC . E04F 13/0733; E04F 13/0839; E04F 19/028;
 E04F 19/0486; E04F 19/0495; E04F
 19/061; E04F 19/064; E04F 2013/063;
 E04F 21/1655

See application file for complete search history.

(56) **References Cited**

U.S. PATENT DOCUMENTS

D606,672 S * 12/2009 Southwell D25/122
 D630,340 S * 1/2011 Southwell D25/123

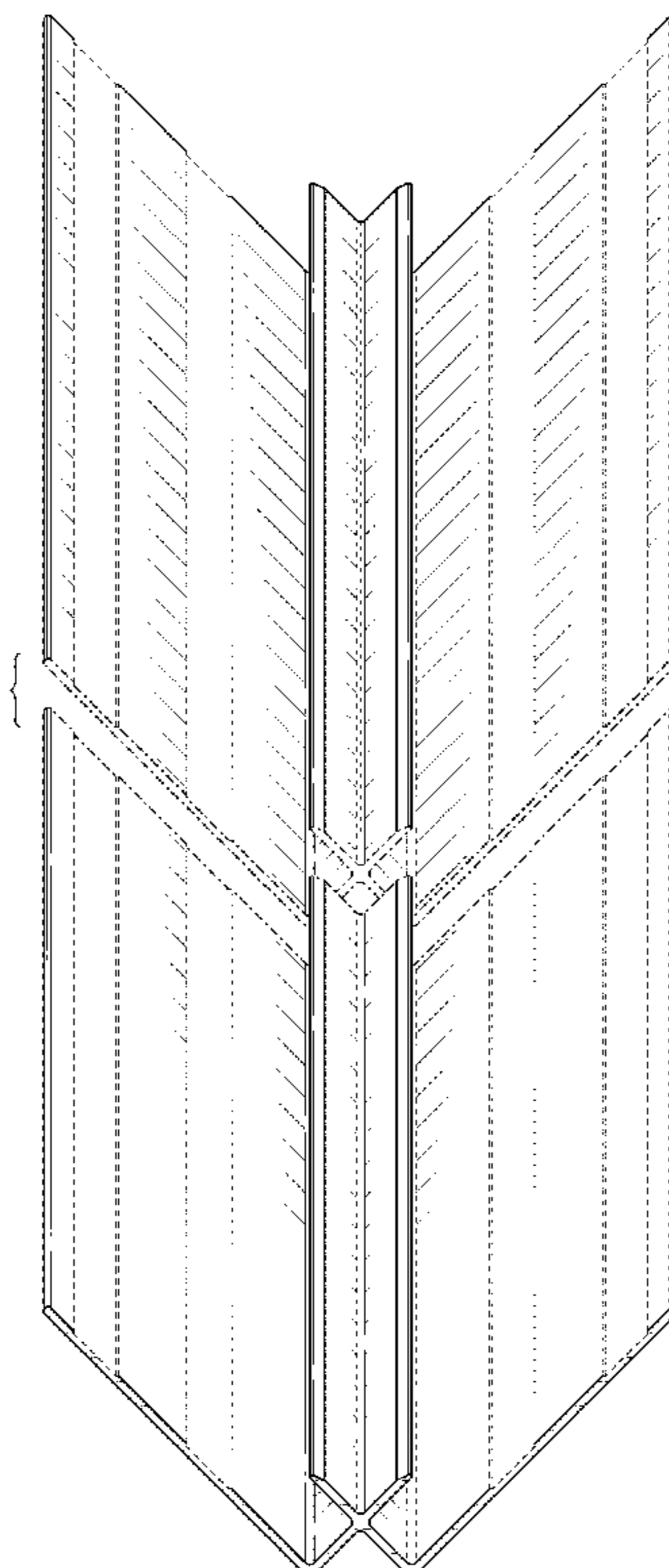
(57) **CLAIM**

The ornamental design for an internal corner strip, as shown and described.

DESCRIPTION

FIG. 1 is a lower right perspective view of an internal corner strip embodying our new design;
 FIG. 2 is a bottom view of the internal corner strip of FIG. 1, the top being a mirror image thereof;
 FIG. 3 is a front view of the internal corner strip of FIG. 1, the right side being a mirror image thereof; and,
 FIG. 4 is a left side view of the internal corner strip of FIG. 1, the back being a mirror image thereof.
 The drawings contain a symbolic break indicated in dot-dash broken lines. The portion between the break lines forms no part of the claimed design. The dash-dash broken lines illustrate portions of the internal corner strip that form no part of the claimed design.

1 Claim, 4 Drawing Sheets



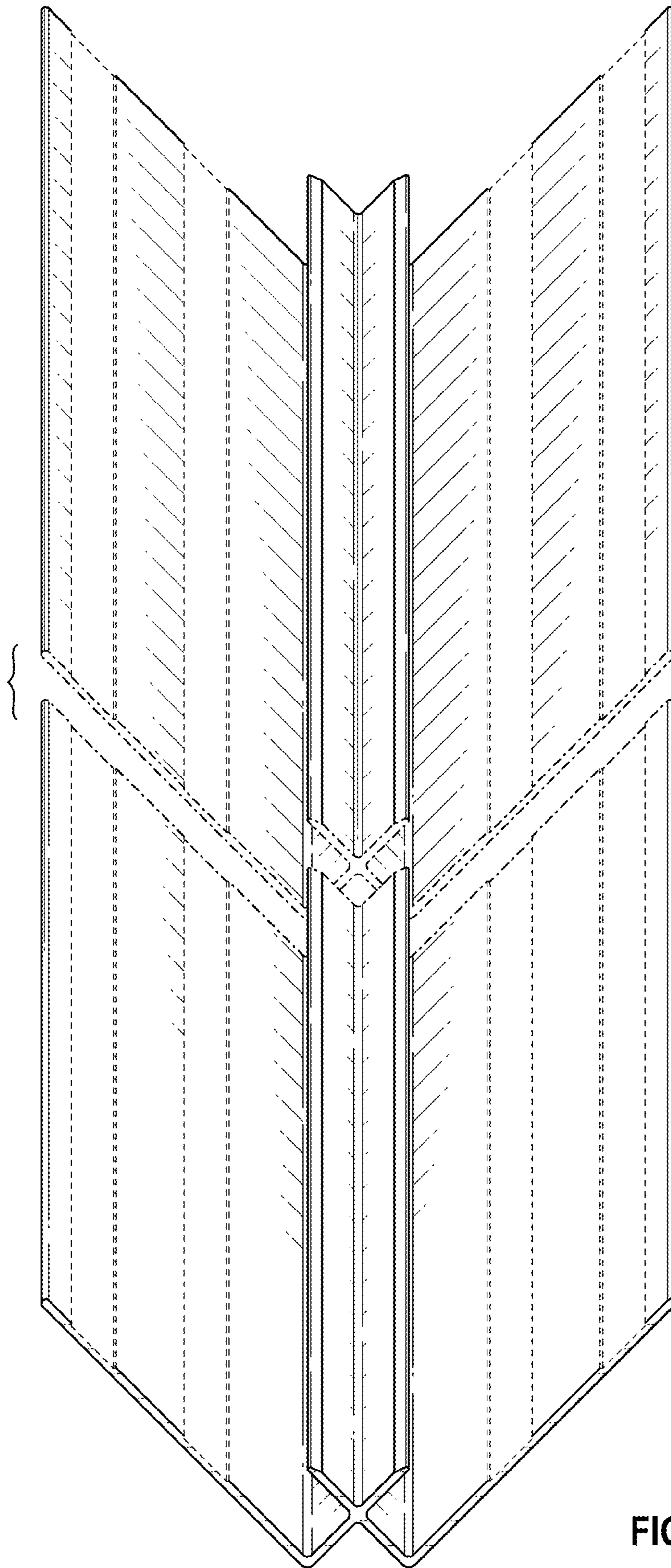


FIG. 1

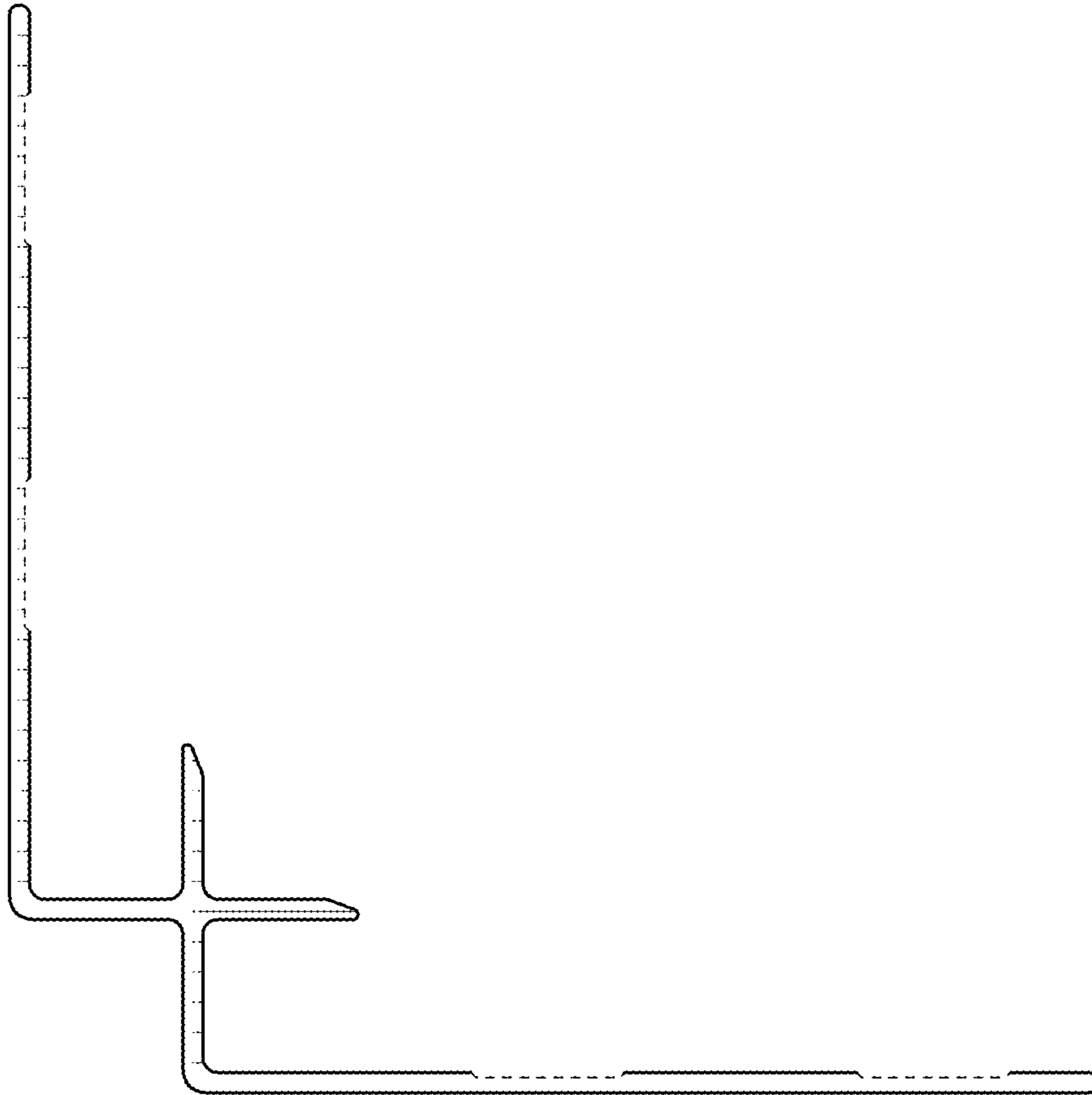


FIG. 2

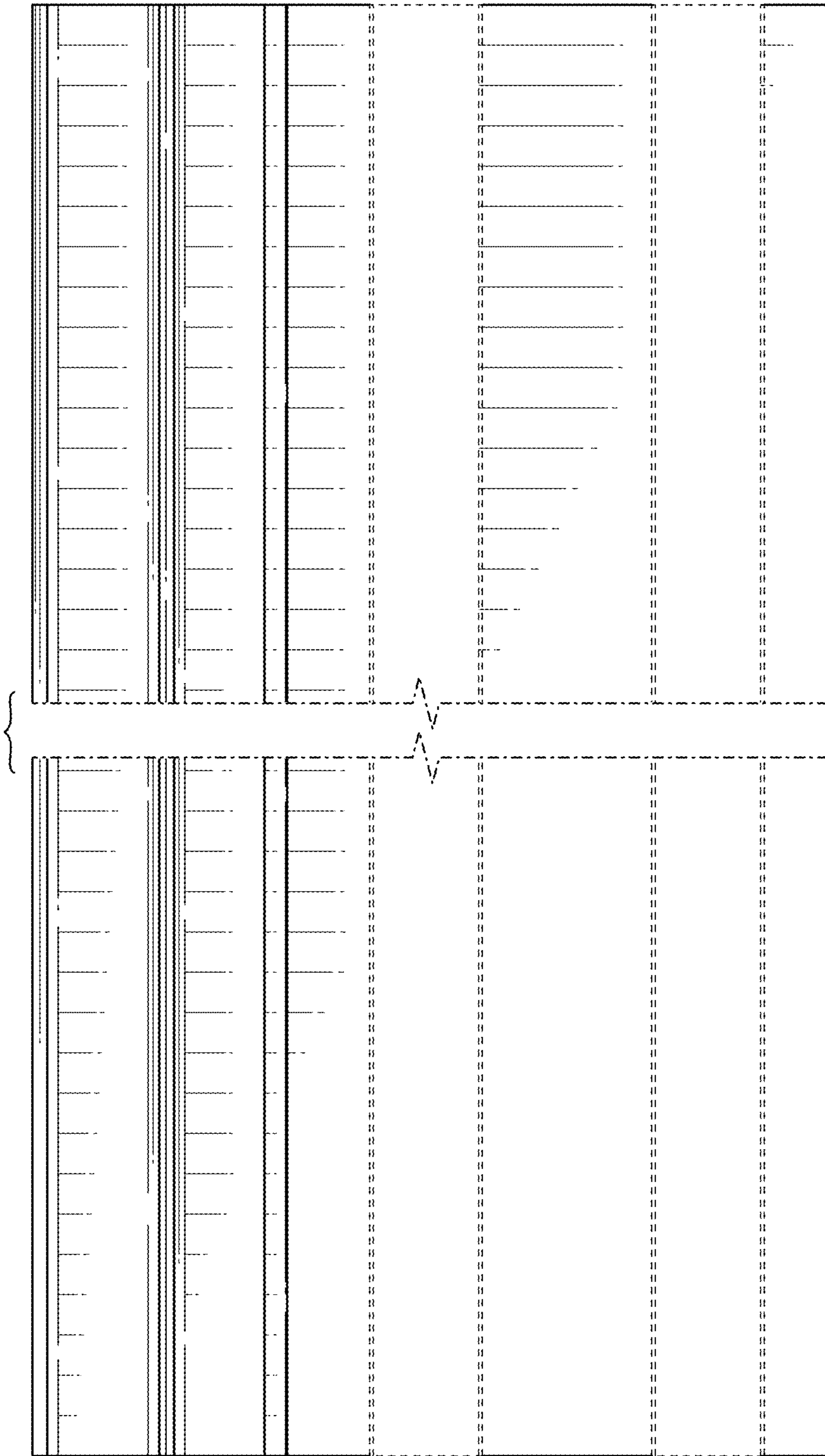


FIG. 3

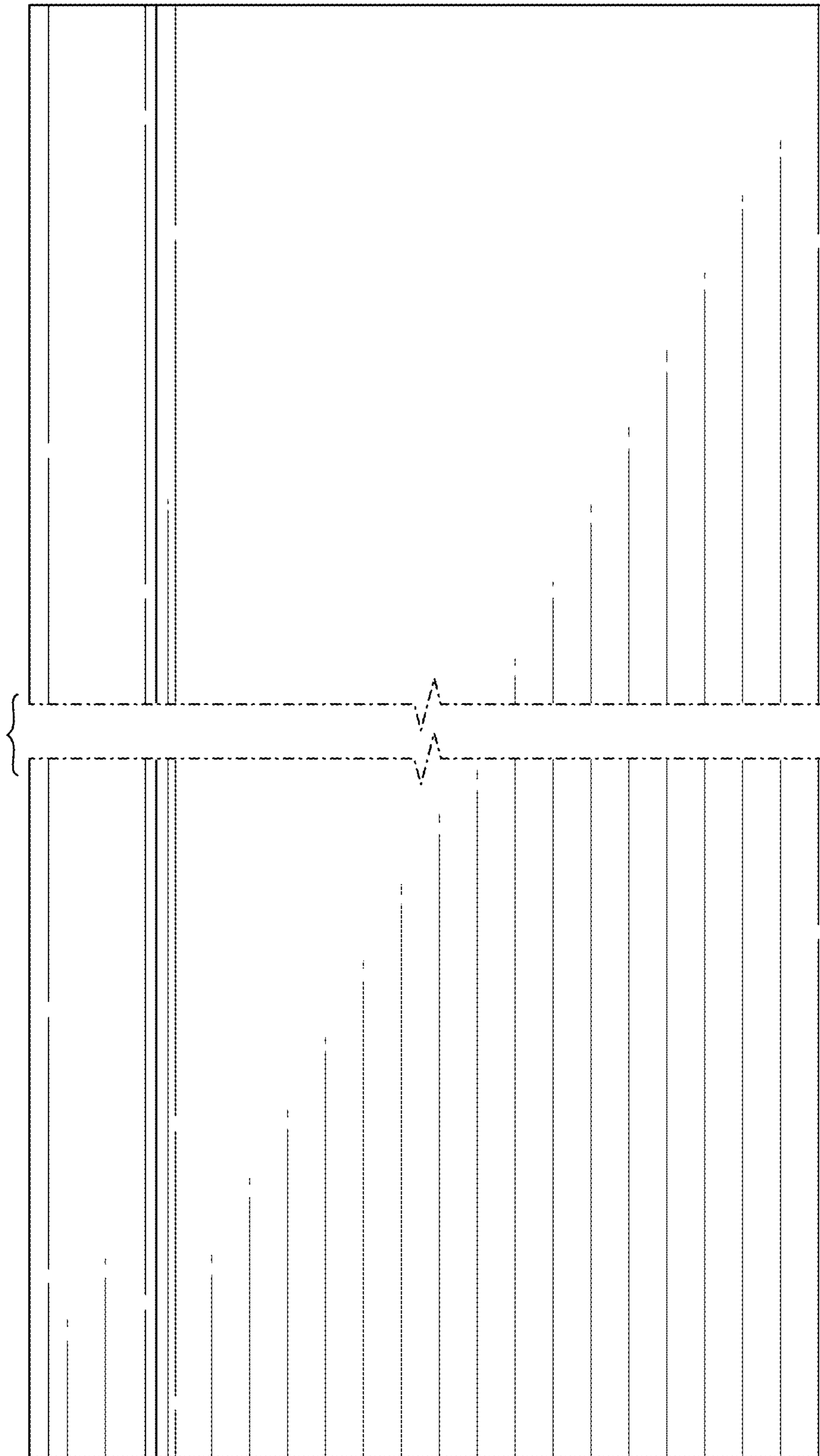


FIG. 4