



US00D970039S

(12) **United States Design Patent** (10) **Patent No.:** **US D970,039 S**
Tanaka (45) **Date of Patent:** **** Nov. 15, 2022**

(54) **TRAY FOR SPECIMEN RACKS**
(71) Applicant: **FUJIFILM Corporation**, Tokyo (JP)
(72) Inventor: **Kunihiko Tanaka**, Ashigarakami-gun (JP)
(73) Assignee: **FUJIFILM Corporation**, Tokyo (JP)
(**) Term: **15 Years**

D462,447 S * 9/2002 Doyle D24/128
D539,601 S * 4/2007 Logan D7/354
D663,428 S * 7/2012 Goransson D24/185
D676,573 S * 2/2013 Austria D24/227
D695,409 S * 12/2013 Drysdale D24/185
D704,511 S * 5/2014 Beckman D7/552.2
D712,064 S * 8/2014 Austria D24/231
D747,134 S * 1/2016 Annunziata D7/354
D862,175 S * 10/2019 Yu D7/602
D884,165 S * 5/2020 deBock D24/128
D889,126 S * 7/2020 Staiano D3/304
D922,576 S * 6/2021 Schellin D24/145

(21) Appl. No.: **29/768,080**

(22) Filed: **Jan. 27, 2021**

(30) **Foreign Application Priority Data**

Jul. 30, 2020 (JP) 2020-015923 D

(51) **LOC (13) Cl.** **24-02**

(52) **U.S. Cl.**
USPC **D24/227**

(58) **Field of Classification Search**
USPC D24/156, 127-128, 185, 216-232, 183,
D24/184; D7/354, 361, 500, 550.1,
D7/554.3, 587, 602; D3/304, 307, 308,
D3/314, 315
CPC A61B 50/36; A61B 2050/3011; A47B
23/046; A47B 23/025; A47B 23/02
See application file for complete search history.

(56) **References Cited**

U.S. PATENT DOCUMENTS

D83,296 S * 2/1931 Wilt D3/304
4,261,683 A * 4/1981 Zaleon A61J 7/02
141/334
D341,298 S * 11/1993 Ancona D7/553.3
D378,313 S * 3/1997 Doyle D24/128
5,826,843 A * 10/1998 Sturm A47F 7/0071
248/176.1
D401,331 S * 11/1998 Doyle D24/128
D407,494 S * 3/1999 Doyle D24/191
D421,548 S * 3/2000 Cornelissen D7/545

OTHER PUBLICATIONS

Lztttyee Plastic Simple Portable Folding TV Tray Table Adjustable Height Removable Sofa Bed Side/Snack/End/Console Laptop Desk. Online, published date unknown. Retrieved on Jan. 19, 2022 from URL: <https://www.sears.com/lztttyee-plastic-simple-portable-folding-tv-tray-table/p-A030606114>.*

* cited by examiner

Primary Examiner — Omeed Agilee
(74) *Attorney, Agent, or Firm* — Sughrue Mion, PLLC

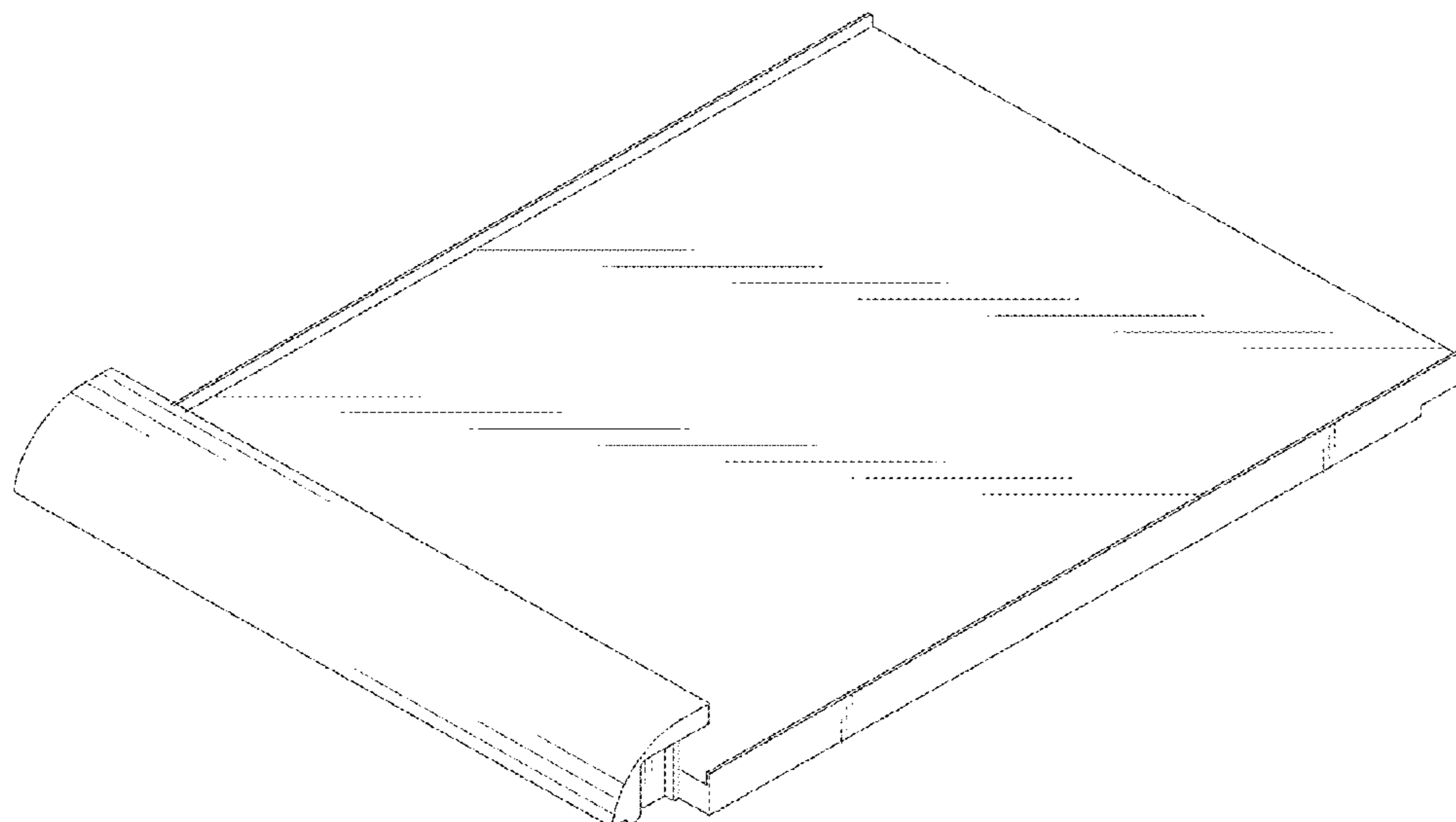
(57) **CLAIM**

The ornamental design for a tray for specimen racks, as shown and described.

DESCRIPTION

FIG. 1 is a perspective view of a tray for specimen racks, showing the new design;
FIG. 2 is a front view thereof;
FIG. 3 is a rear view thereof;
FIG. 4 is a top view thereof;
FIG. 5 is a bottom view thereof;
FIG. 6 is a left side view thereof; and,
FIG. 7 is a right side view thereof.
The broken lines depict portions of the tray for specimen racks that form no part of the claimed design.

1 Claim, 7 Drawing Sheets



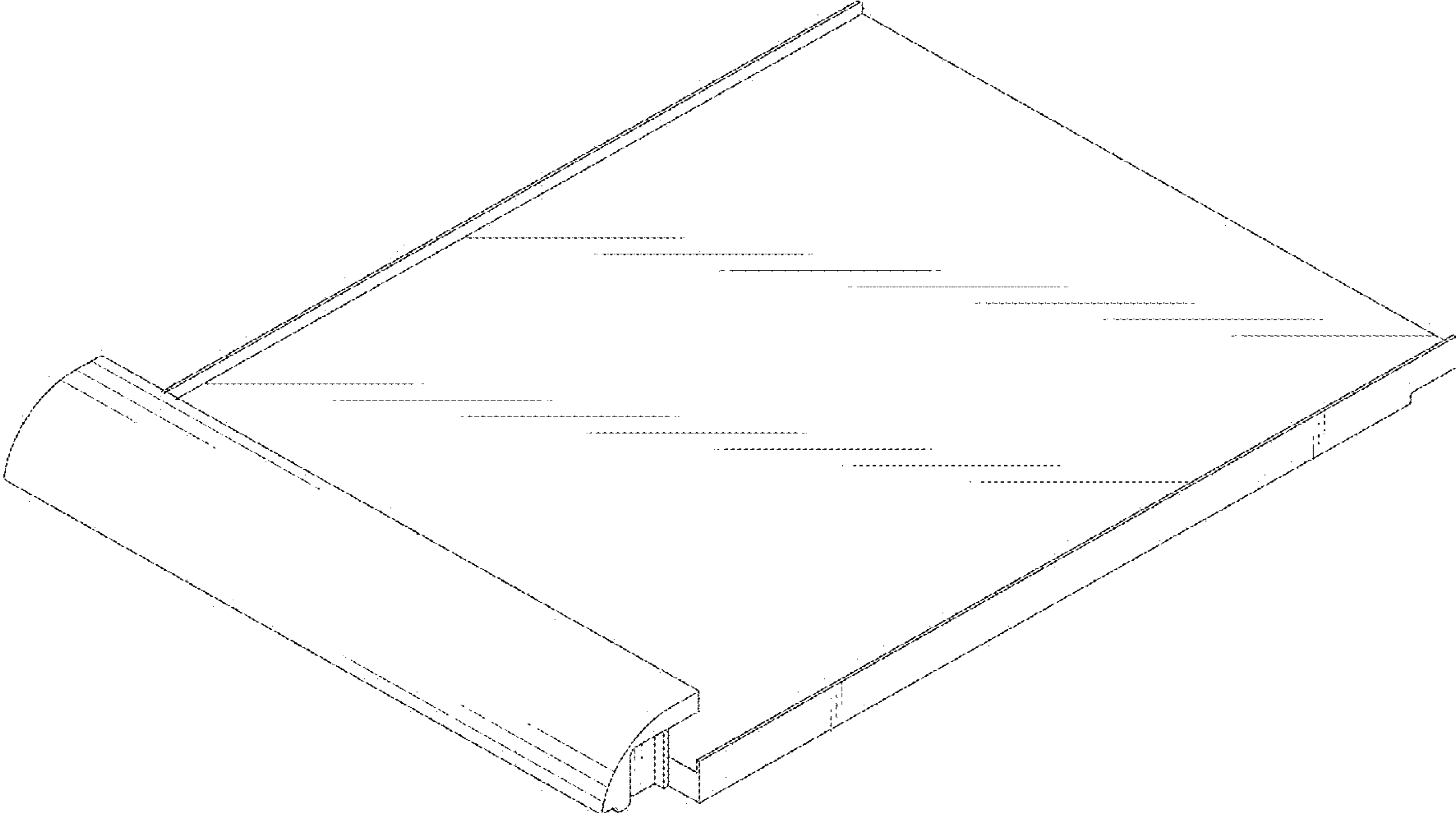


FIG. 1




FIG. 2

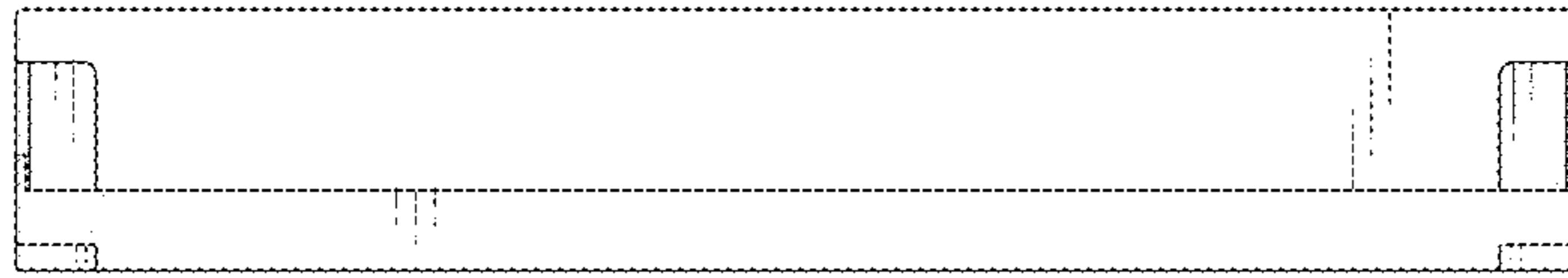


FIG. 3




FIG. 4




FIG. 5




FIG. 6




FIG. 7