

US00D970019S

(12) **United States Design Patent** (10) **Patent No.:** **US D970,019 S**
Willis et al. (45) **Date of Patent:** **** Nov. 15, 2022**

- (54) **GEL DISTRIBUTION MODULE**
- (71) Applicant: **Forest Devices, Inc.**, Pittsburgh, PA (US)
- (72) Inventors: **Dan Willis**, Pittsburgh, PA (US); **Andrew Martin**, Smithtown, NY (US)
- (73) Assignee: **Forest Devices, Inc.**, Pittsburgh, PA (US)
- (**) Term: **15 Years**
- (21) Appl. No.: **29/777,560**
- (22) Filed: **Apr. 7, 2021**
- (51) **LOC (13) Cl.** **24-02**
- (52) **U.S. Cl.**
USPC **D24/186**
- (58) **Field of Classification Search**
USPC D24/164, 165, 167, 168, 169, 186, 187, D24/107, 200; D10/70; D14/372; D29/102
CPC ... A61B 5/0022; A61B 5/02055; A61B 5/282; A61B 5/6898; A61B 5/1112; A61B 5/1117; A61B 5/1118; A61B 5/14532; A61B 5/6824; A61B 5/6829; A61B 5/6831; A61B 5/256; A61B 5/266; A61B 5/369; A61B 5/6803; A61B 5/6814
See application file for complete search history.

- 5,078,134 A 1/1992 Heilman et al.
 - 5,479,934 A 1/1996 Imran
 - 5,689,215 A 11/1997 Richardson et al.
 - 6,301,493 B1 10/2001 Marro et al.
 - 6,510,333 B1 1/2003 Licata et al.
 - 6,516,218 B1 2/2003 Cheng et al.
 - 6,574,513 B1 6/2003 Collura et al.
 - 6,640,122 B2 10/2003 Manoli et al.
 - 6,952,605 B1 10/2005 Scarberry
 - D565,735 S * 4/2008 Washbon D24/187
 - 7,367,956 B2 5/2008 King
 - 7,474,918 B2 1/2009 Frantz et al.
 - 7,941,213 B2 5/2011 Markowitz et al.
 - 8,265,736 B2 9/2012 Sathaye et al.
 - 8,444,559 B2 5/2013 Fink et al.
 - 8,663,121 B2 3/2014 Stickney et al.
 - D785,187 S * 4/2017 Darmanjian A61B 5/033 D24/187
 - 10,420,505 B2 * 9/2019 Willis A61B 5/6803
- (Continued)

FOREIGN PATENT DOCUMENTS

CN 103720470 A 4/2014

Primary Examiner — Anhdao Doan
(74) *Attorney, Agent, or Firm* — Buchanan Ingersoll & Rooney PC

(57) **CLAIM**

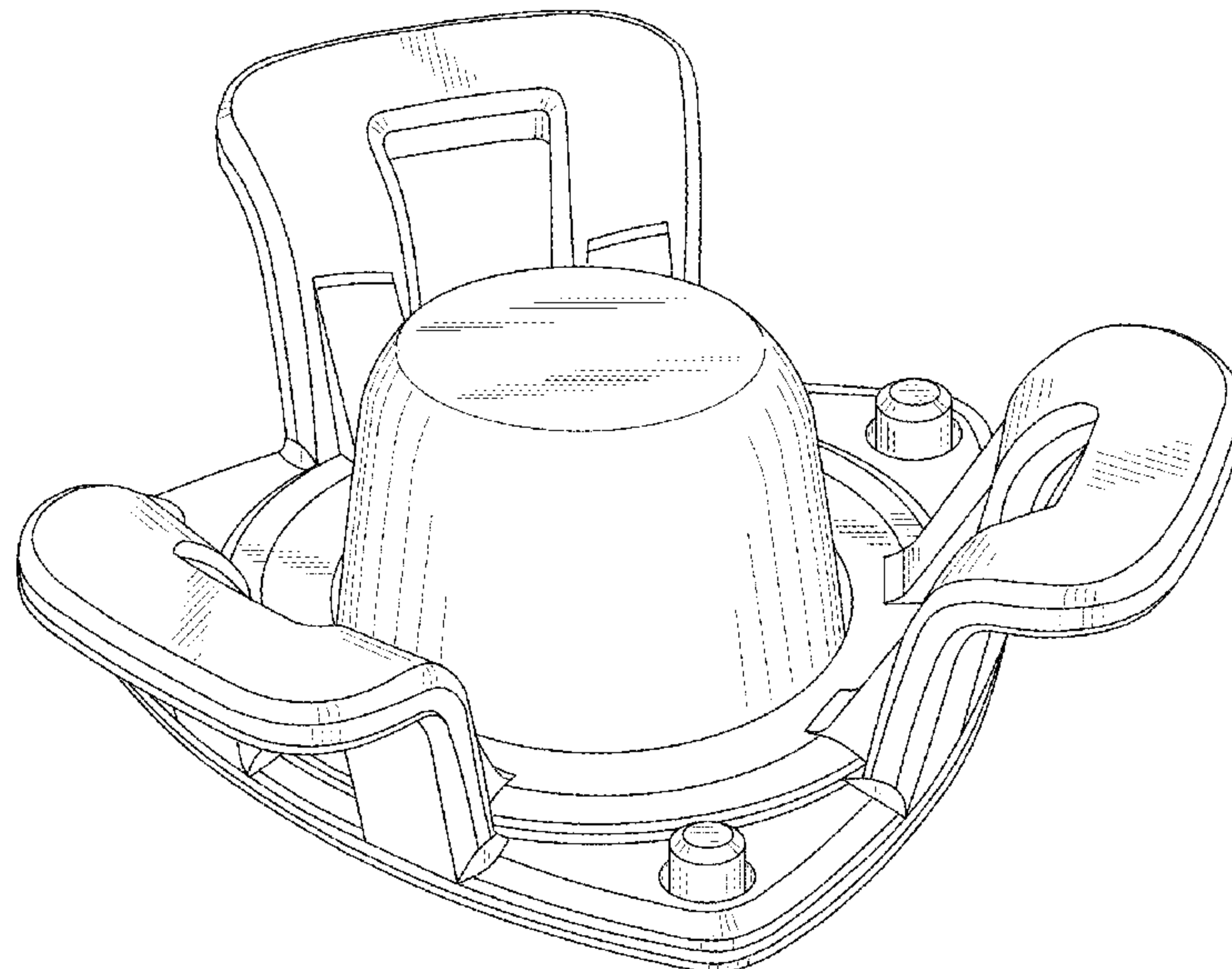
The ornamental design for a gel distribution module, as shown and described.

DESCRIPTION

FIG. 1 is a top view of the gel distribution module showing my new design;
FIG. 2 is a bottom view thereof;
FIG. 3 is a right side view thereof;
FIG. 4 is a left side view thereof;
FIG. 5 is a rear side view thereof;
FIG. 6 is a front view thereof; and,
FIG. 7 is a top and front perspective view thereof.

1 Claim, 5 Drawing Sheets

- (56) **References Cited**
U.S. PATENT DOCUMENTS
- 3,474,775 A 10/1969 Johnson
- 3,508,541 A 4/1970 Westbrook et al.
- 3,602,216 A 8/1971 Moe, Jr. et al.
- 3,776,228 A 12/1973 Semler
- 4,458,687 A 7/1984 Dickson
- 4,632,122 A 12/1986 Johansson et al.
- 4,742,831 A 5/1988 Silvan
- 4,919,148 A 4/1990 Muccio



(56)

References Cited

U.S. PATENT DOCUMENTS

D894,404	S *	8/2020	Guger	D24/186
11,241,182	B1 *	2/2022	Willis	A61B 5/266
11,266,476	B1 *	3/2022	Willis	A61B 5/256
2007/0255127	A1	11/2007	Mintz et al.	
2007/0272313	A1	11/2007	Olds	
2008/0009763	A1	1/2008	Chiou et al.	
2010/0036275	A1	2/2010	Alkire	
2010/0137708	A1	6/2010	Tamura et al.	
2011/0245707	A1	10/2011	Castle et al.	
2012/0022349	A1	1/2012	Poupko et al.	
2012/0107811	A1	5/2012	Kelso et al.	
2012/0143020	A1	6/2012	Bordoley et al.	
2013/0023748	A1	1/2013	Afanasewicz et al.	
2014/0142410	A1	5/2014	Erb et al.	
2014/0243643	A1	8/2014	Sunderland	
2015/0011857	A1 *	1/2015	Henson	A61B 5/6814 600/383
2015/0065838	A1	3/2015	Wingeier et al.	
2015/0112153	A1	4/2015	Nahum	
2015/0313498	A1	11/2015	Coleman et al.	
2016/0022165	A1	1/2016	Sackellares et al.	
2016/0022981	A1	1/2016	Wingeier et al.	
2016/0144186	A1	5/2016	Kaemmerer et al.	
2016/0235322	A1	8/2016	Alkire	
2016/0287127	A1	10/2016	Kesinger et al.	
2016/0346534	A1	12/2016	Isaacson et al.	
2017/0281036	A1	10/2017	Parvizi et al.	
2018/0165923	A1	6/2018	Schmitt et al.	
2019/0021664	A1	1/2019	Kesinger et al.	
2019/0290200	A1 *	9/2019	Ishikawa	A61B 5/6831
2020/0237248	A1	7/2020	Willis et al.	
2021/0361235	A1 *	11/2021	Li	A61B 5/6803

* cited by examiner

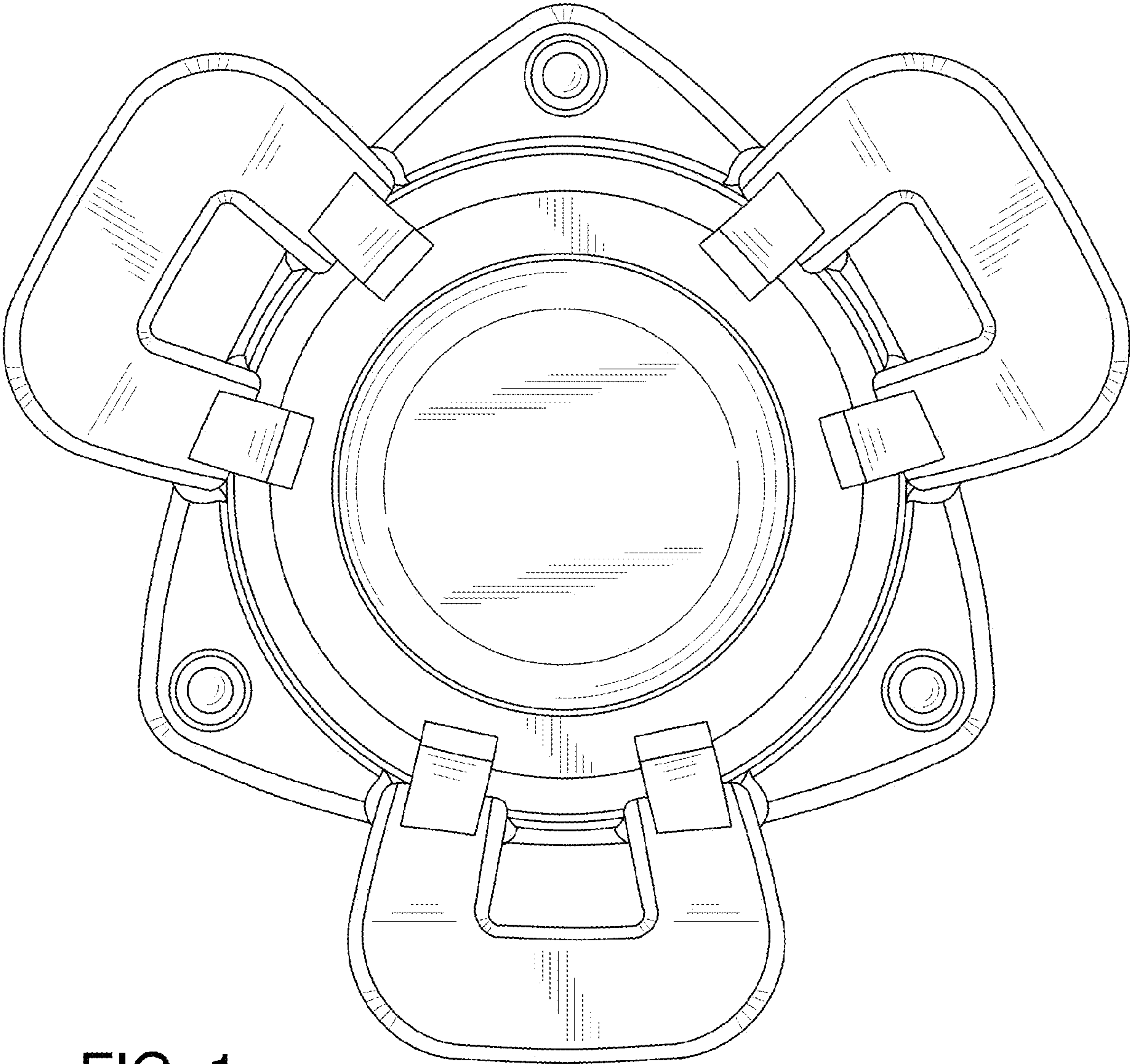


FIG. 1

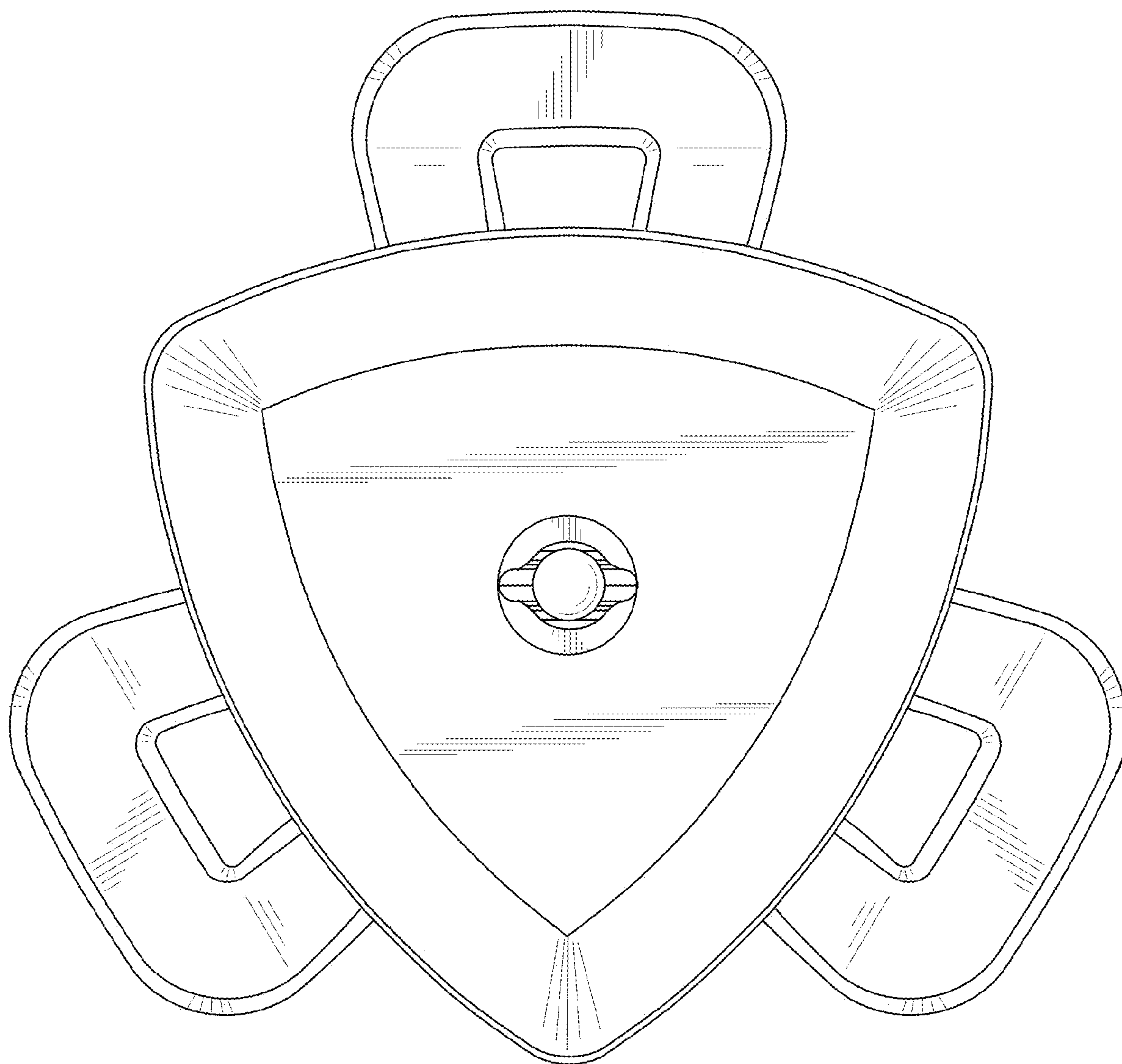


FIG. 2

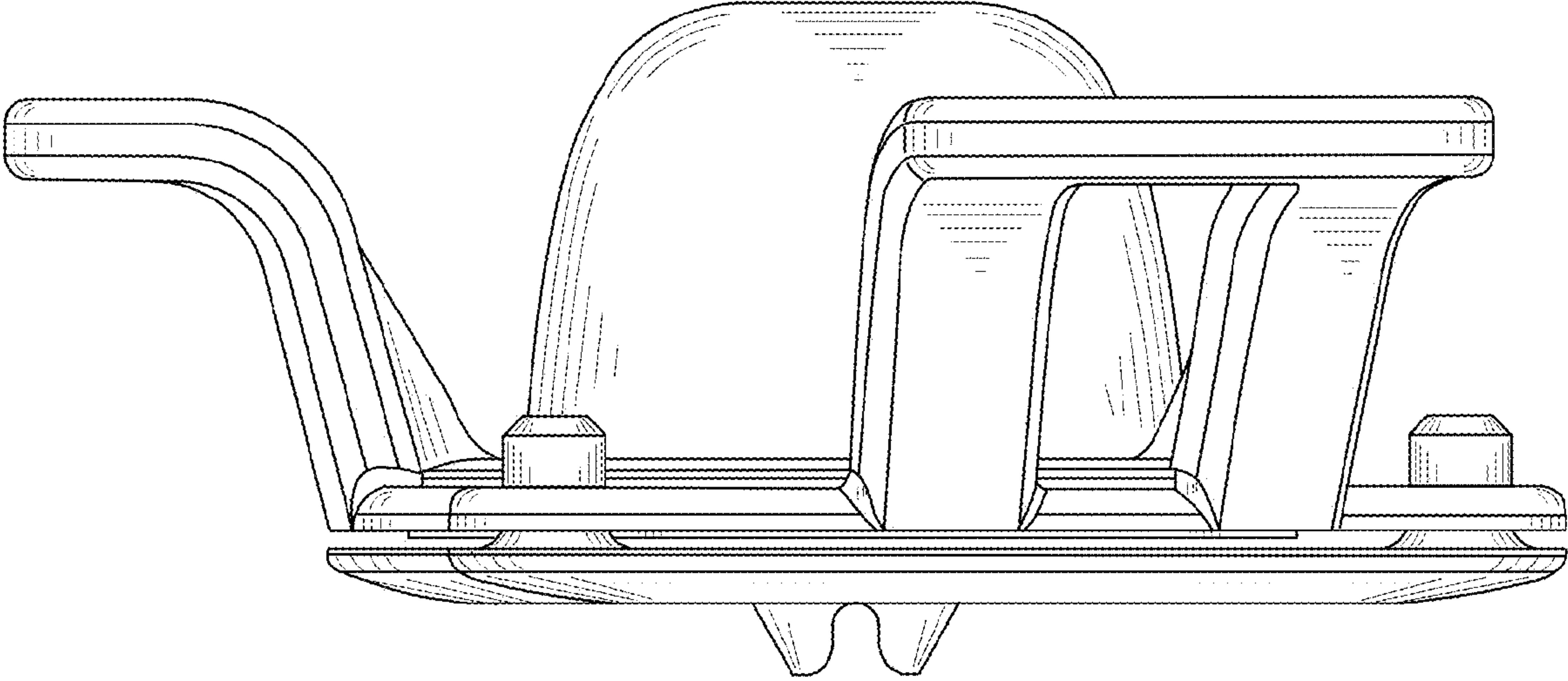


FIG. 3

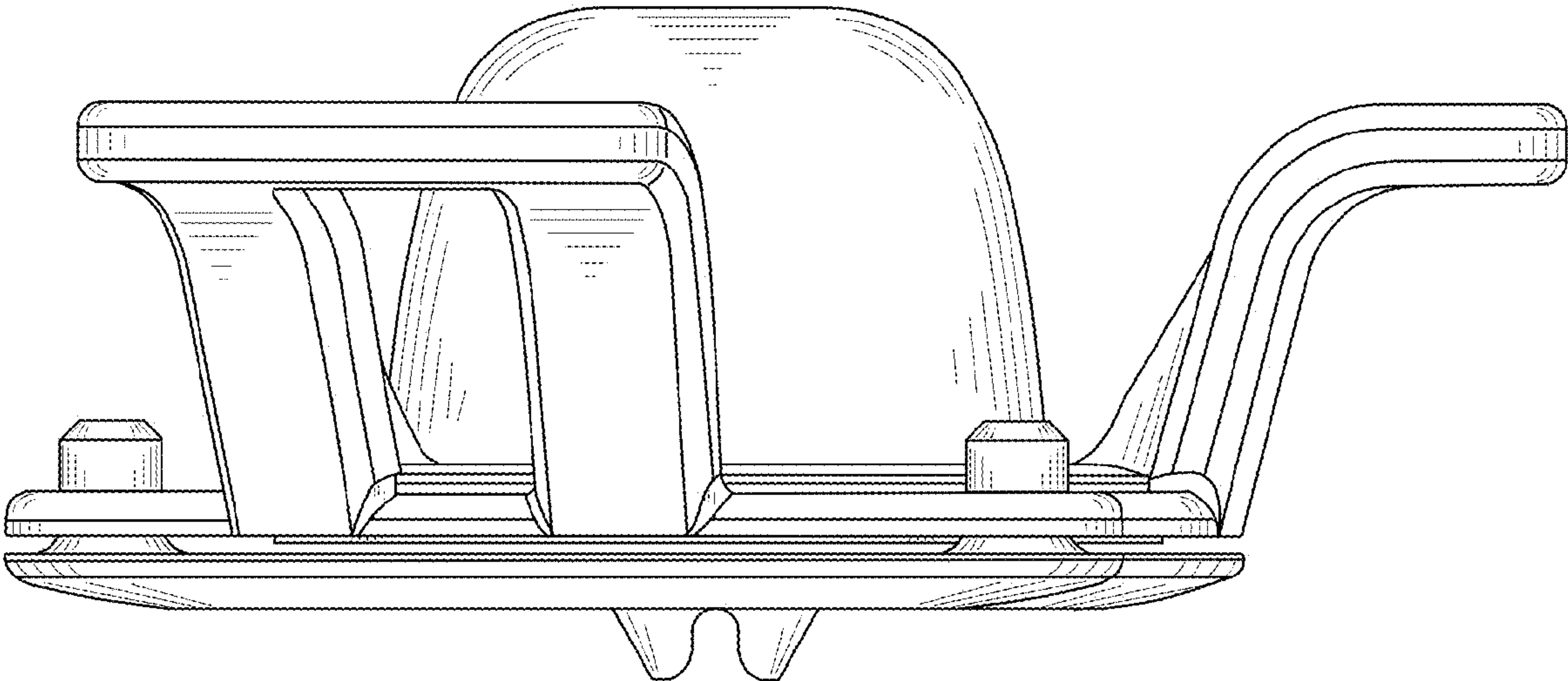


FIG. 4

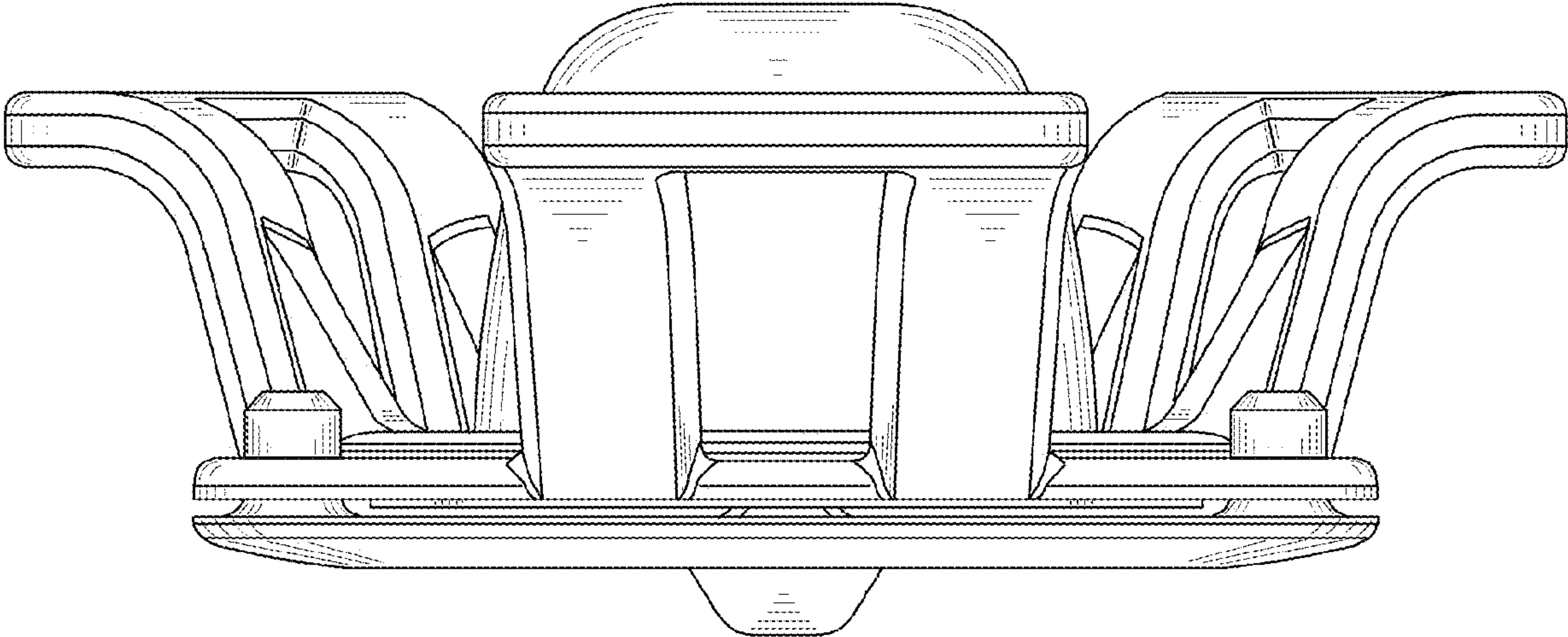


FIG. 5

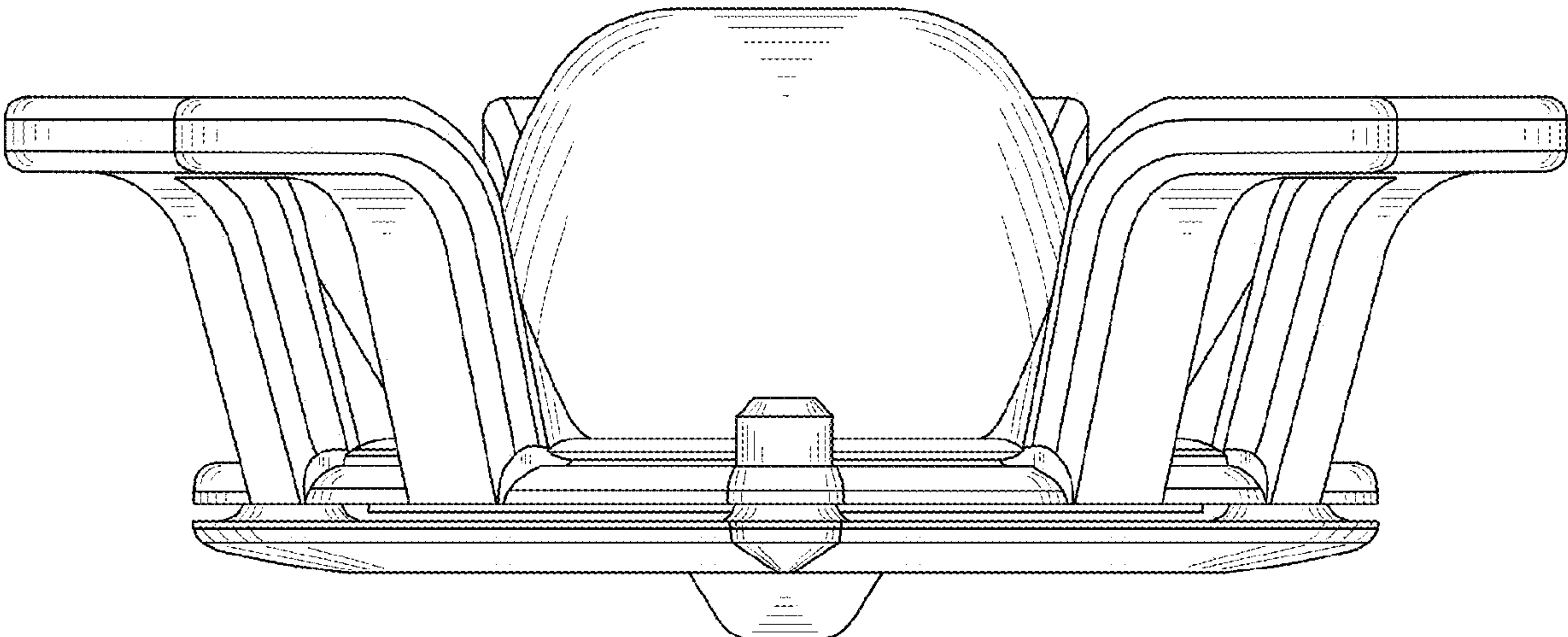


FIG. 6

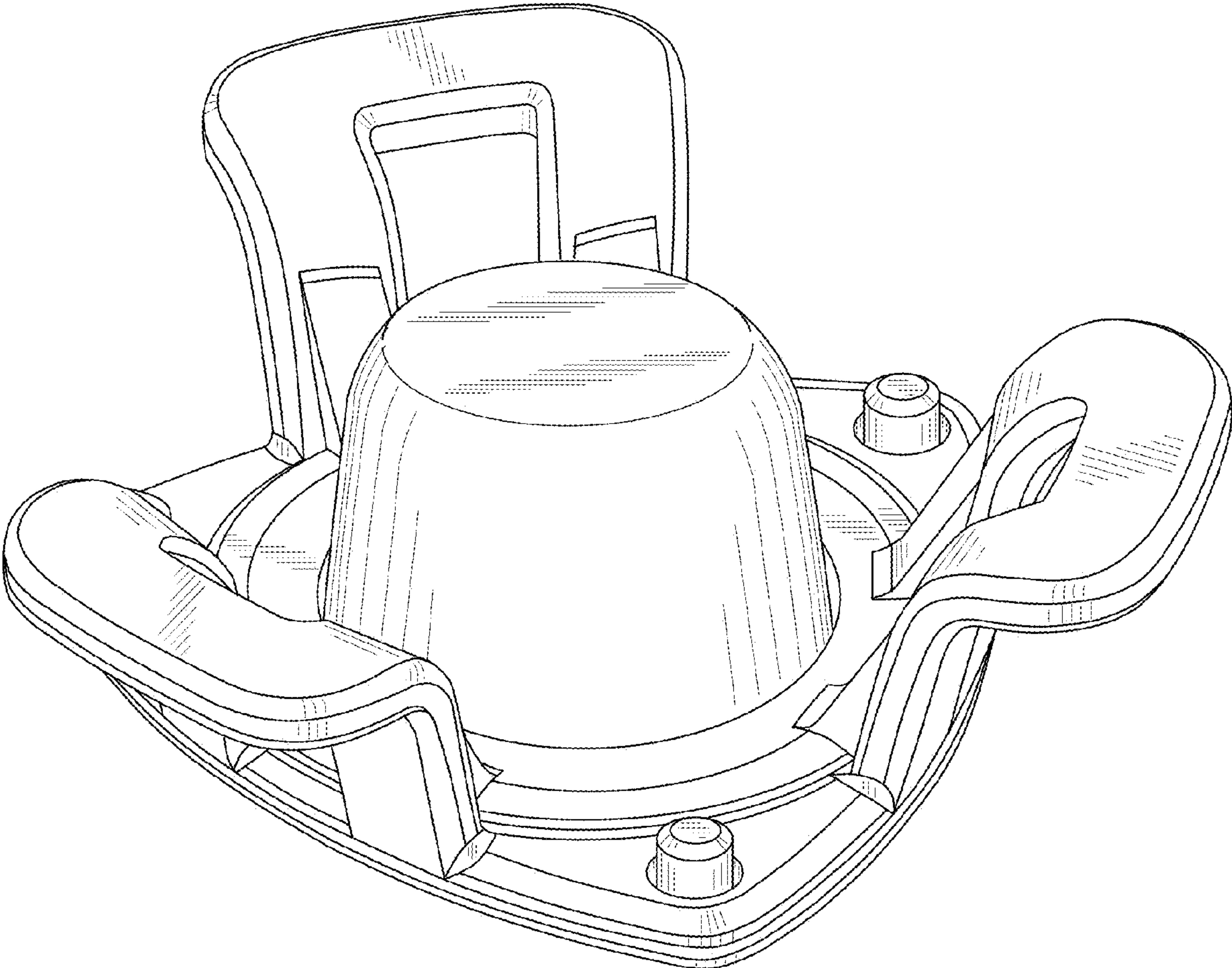


FIG. 7