



US00D969988S

(12) **United States Design Patent** (10) **Patent No.:** **US D969,988 S**
Lee (45) **Date of Patent:** **** Nov. 15, 2022**

(54) **AROMA DIFFUSER**

(71) Applicant: **Bloomy Lotus Ltd**, Hong Kong (HK)

(72) Inventor: **Leander Lee**, Hong Kong (HK)

(73) Assignee: **Bloomy Lotus Ltd**, Hong Kong (HK)

(**) Term: **15 Years**

(21) Appl. No.: **29/775,722**

(22) Filed: **Mar. 25, 2021**

(30) **Foreign Application Priority Data**

Sep. 30, 2020 (HK) 2016901.3

(51) **LOC (13) Cl.** **23-04**

(52) **U.S. Cl.**
USPC **D23/366**

(58) **Field of Classification Search**

USPC D7/509, 510; D11/143, 152; D14/155,
D14/195, 204, 216, 221, 228; D23/207,
D23/208, 209, 213, 223, 333, 335, 336,
D23/351, 352, 353, 355, 356, 359, 360,
D23/362, 364-366; D24/108, 112, 129;
D26/26, 37, 40, 46, 49

CPC F24F 6/00; F24F 6/06; F24F 1/00; F24F
1/02; F24F 1/022; A47G 7/06; A61M
11/02; A61M 11/041; A61L 9/00; A61L
9/03; A61L 9/12; A61L 9/122; A61L
2209/11; A61L 2209/14; A61L 2209/133;
Y10S 261/17; Y10S 261/88; Y10S
261/89; B01D 46/10; B01D 46/0005;
B01D 46/2411

See application file for complete search history.

(56) **References Cited**

U.S. PATENT DOCUMENTS

D578,106 S *	10/2008	Shimizu	D14/216
D673,241 S *	12/2012	Choi	D23/207
D809,482 S *	2/2018	Fischer	D14/216
D847,112 S *	4/2019	Castle	D14/155
D851,621 S *	6/2019	Demin	D14/204
D866,516 S *	11/2019	Demin	D14/216
D912,236 S *	3/2021	Hernandez	D23/364
D926,961 S *	8/2021	Lee	D23/366
D934,402 S *	10/2021	Fitsch	D23/356

* cited by examiner

Primary Examiner — Gino Colan

Assistant Examiner — David OBrien

(57) **CLAIM**

The ornamental design for an aroma diffuser, as shown and described.

DESCRIPTION

FIG. 1 is a front elevational view of an aroma diffuser showing my new design;
FIG. 2 is a rear elevational view thereof;
FIG. 3 is a left side view thereof;
FIG. 4 is a right side view thereof;
FIG. 5 is a top plan view thereof;
FIG. 6 is a bottom plan view thereof;
FIG. 7 is a top, front and left side perspective view thereof;
FIG. 8 is a top and rear perspective view thereof; and,
FIG. 9 is a bottom, rear and left side perspective view thereof.

1 Claim, 9 Drawing Sheets






Fig. 1




Fig. 2




Fig. 3




Fig. 4




Fig. 5




Fig. 6



Fig. 7



Fig. 8



Fig. 9