



US00D969982S

(12) **United States Design Patent**  
**Starck**

(10) **Patent No.:** **US D969,982 S**

(45) **Date of Patent:** **\*\* Nov. 15, 2022**

(54) **SINK**

(71) Applicant: **Duravit Aktiengesellschaft**, Hornberg  
(DE)

(72) Inventor: **Philippe Starck**, Alcabideche (PT)

(73) Assignee: **DURAVIT**  
**AKTIENGESELLSCHAFT**, Hornberg  
(DE)

(\*\*) Term: **15 Years**

(21) Appl. No.: **29/756,722**

(22) Filed: **Oct. 30, 2020**

(51) **LOC (13) Cl.** ..... **23-02**

(52) **U.S. Cl.**  
USPC ..... **D23/293.1**

(58) **Field of Classification Search**  
USPC ..... D23/284, 286–287, 290–293.1, 308  
See application file for complete search history.

(56) **References Cited**

**U.S. PATENT DOCUMENTS**

D433,743 S \* 11/2000 Marshall ..... D23/292  
D598,993 S \* 8/2009 Kakihana ..... D23/293.1

D814,614 S \* 4/2018 Moller ..... D23/292  
D860,411 S \* 9/2019 Moller ..... D23/292  
D875,901 S \* 2/2020 LeTourneau ..... D23/284  
D916,254 S \* 4/2021 Moller ..... D23/284

\* cited by examiner

*Primary Examiner* — Robert A Delehanty

(74) *Attorney, Agent, or Firm* — Florek & Endres PLLC

(57) **CLAIM**

The ornamental design for a sink, as shown and described.

**DESCRIPTION**

FIG. 1 is a perspective view of a sink according to the present invention.

FIG. 2 is a front elevation of the sink of FIG. 1.

FIG. 3 is a rear elevation of the sink of FIG. 1.


FIG. 4 is a right side elevation of the sink of FIG. 1.

FIG. 5 is a left side elevation of the sink of FIG. 1.

FIG. 6 is a top view of the sink of FIG. 1; and,

FIG. 7 is a bottom view of the sink of FIG. 1.

**1 Claim, 4 Drawing Sheets**








FIG. 1




FIG. 2






FIG. 3




FIG. 4




FIG. 5




FIG. 6






FIG. 7