



US00D969940S

(12) **United States Design Patent**
Zhao

(10) **Patent No.:** **US D969,940 S**

(45) **Date of Patent:** **** Nov. 15, 2022**

- (54) **TREADMILL**
- (71) Applicant: **SHANDONG MBH FITNESS Co., Ltd.**, Shandong (CN)
- (72) Inventor: **Jinzhi Zhao**, Shandong (CN)
- (73) Assignee: **SHANDONG MBH FITNESS CO., LTD.**, Shandong (CN)
- (**) Term: **15 Years**
- (21) Appl. No.: **29/672,432**
- (22) Filed: **Dec. 5, 2018**
- (30) **Foreign Application Priority Data**
Jun. 11, 2018 (CN) 201830293068.2
- (51) **LOC (13) Cl.** **21-02**
- (52) **U.S. Cl.**
USPC **D21/669**
- (58) **Field of Classification Search**
USPC D21/668-669; D30/160
CPC A63B 22/02; A63B 22/0023
See application file for complete search history.

- (56) **References Cited**
U.S. PATENT DOCUMENTS
D392,351 S * 3/1998 Goody D21/669
D403,034 S * 12/1998 Moon D21/669
6,761,669 B1 * 7/2004 Pan A63B 22/02
482/51
D579,992 S * 11/2008 Cesaroni D21/694
7,828,699 B2 * 11/2010 P'erez De Lazarraga
A63B 22/02
482/54

- 7,914,421 B2 * 3/2011 Weier A63B 22/02
482/54
- 8,079,939 B1 * 12/2011 Wang A63B 22/0235
482/54
- 8,206,269 B2 * 6/2012 Fabbri G06T 7/20
482/8
- D682,372 S * 5/2013 Alessandri D21/669
- D683,802 S 6/2013 Lee
- D704,778 S 5/2014 Decommer
- D707,763 S * 6/2014 Cutler D21/669
- 8,968,160 B2 * 3/2015 Cassano A63B 22/0235
482/54
- D859,543 S * 9/2019 Lisi D21/669
- D907,722 S * 1/2021 Fang D21/669

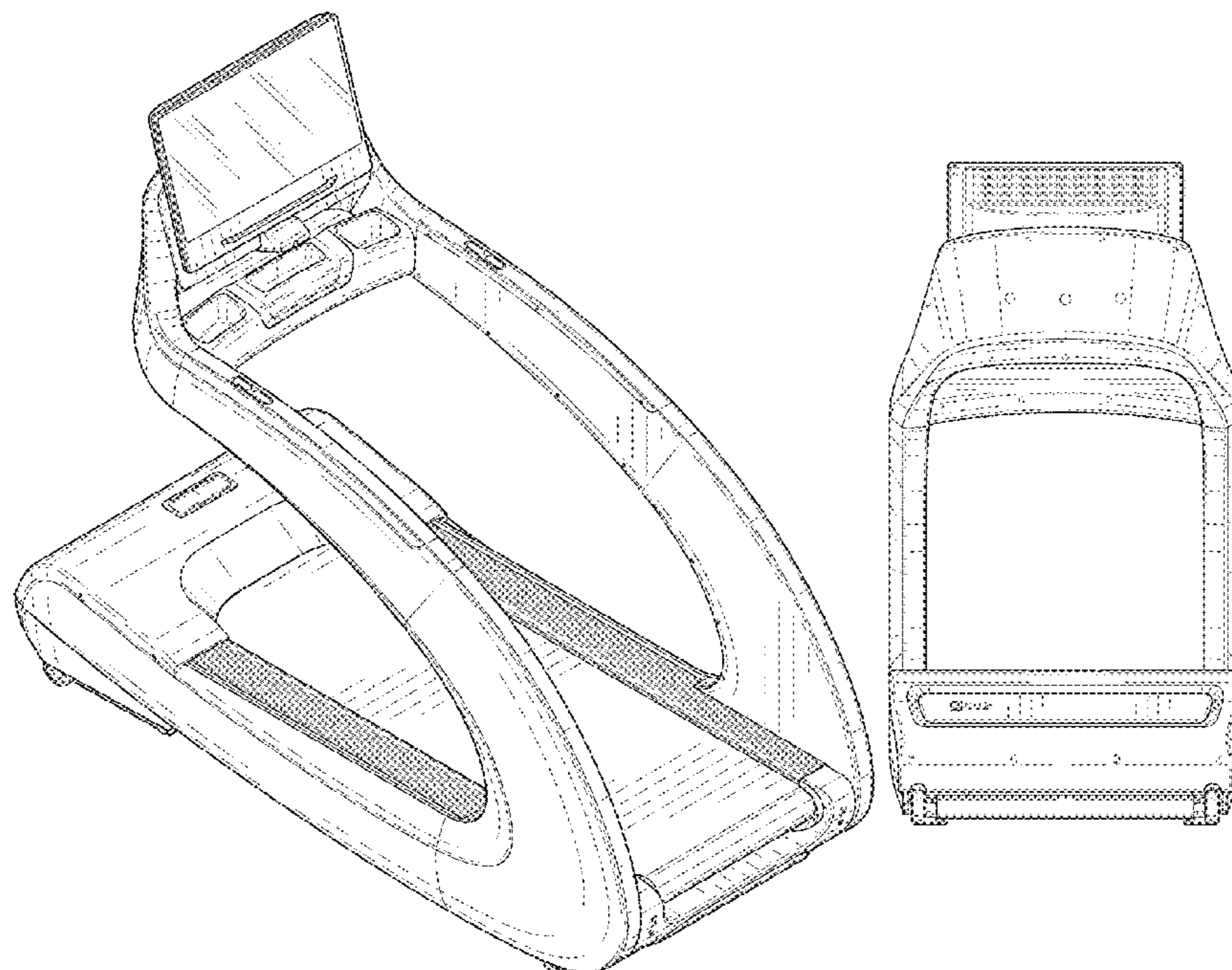
* cited by examiner

Primary Examiner — Michael C Stout
Assistant Examiner — Melvin L Davis
(74) *Attorney, Agent, or Firm* — Craft Chu PLLC;
Andrew W. Chu

(57) **CLAIM**
The ornamental design for a treadmill, as shown and described.

DESCRIPTION
FIG. 1 is an upper rear perspective view of the treadmill showing my design.
FIG. 2 is a back elevation view thereof;
FIG. 3 is a front elevation view thereof;
FIG. 4 is a side elevation view thereof;
FIG. 5 is an opposite side elevation view thereof;
FIG. 6 is a top plan view thereof; and,
FIG. 7 is a bottom plan view thereof.
The broken line showing of the treadmill is for the purpose of illustrating portions of the article that forms no part of the claimed design.

1 Claim, 4 Drawing Sheets



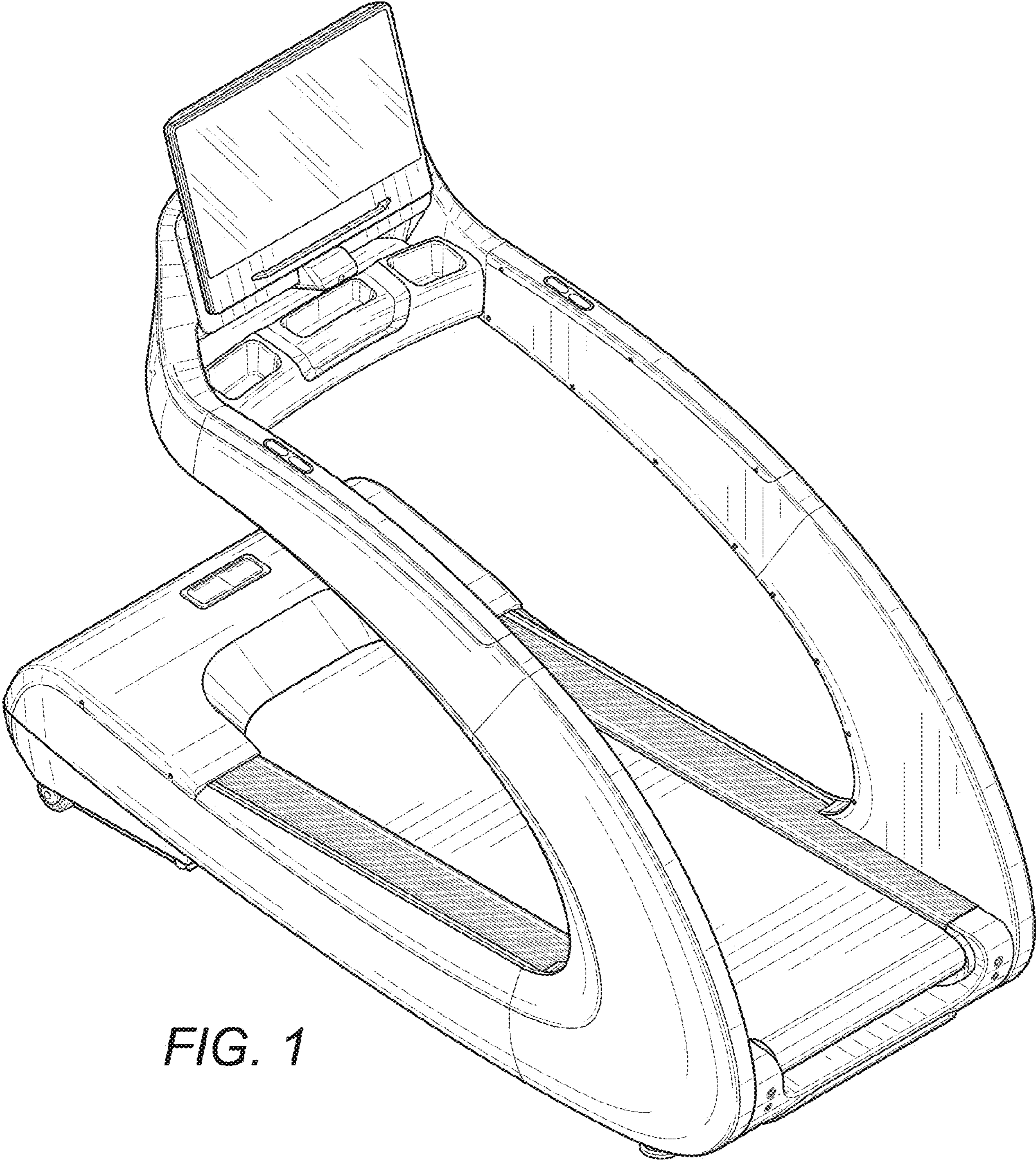


FIG. 1

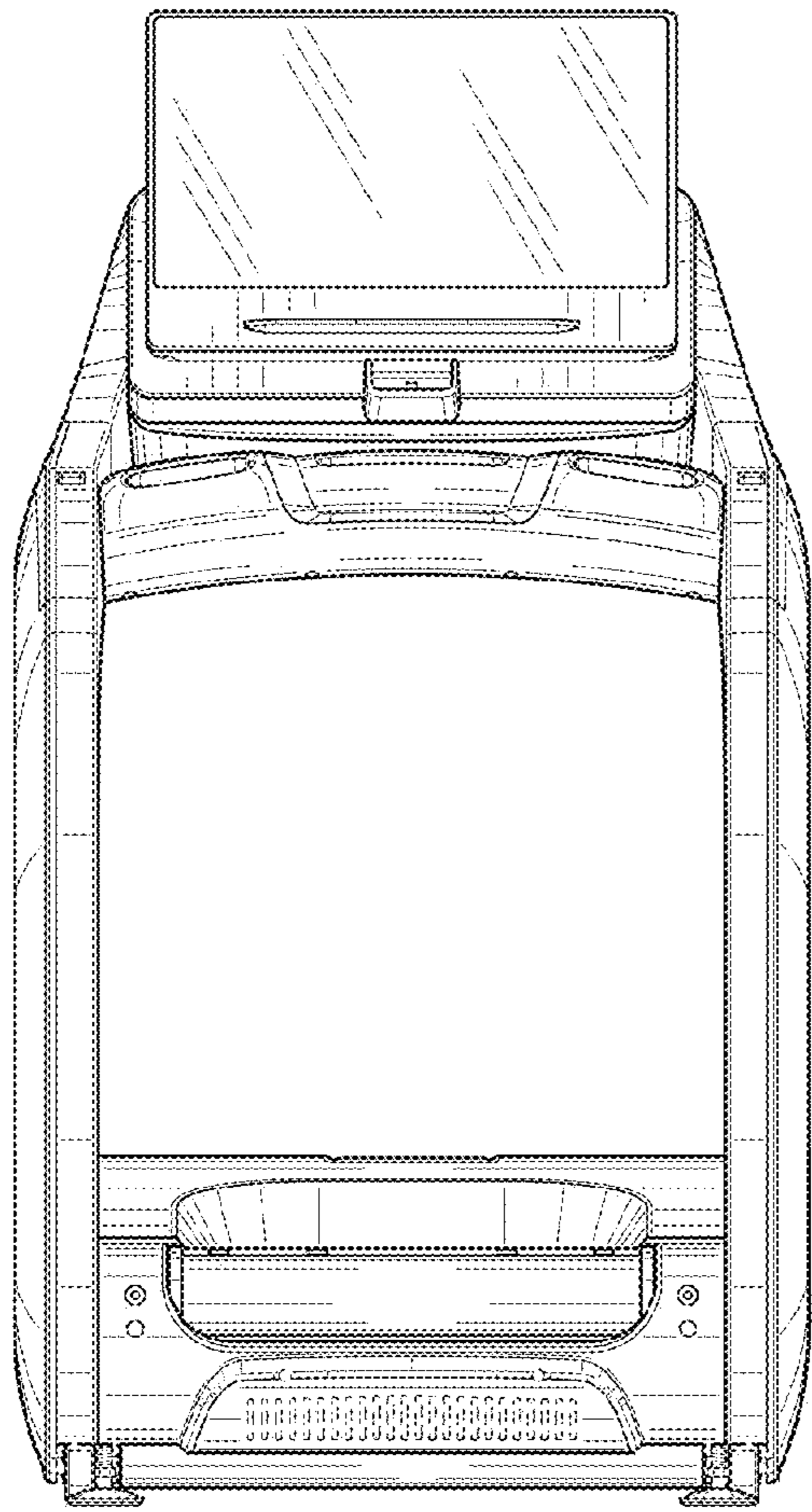


FIG. 2




FIG. 3

FIG. 4

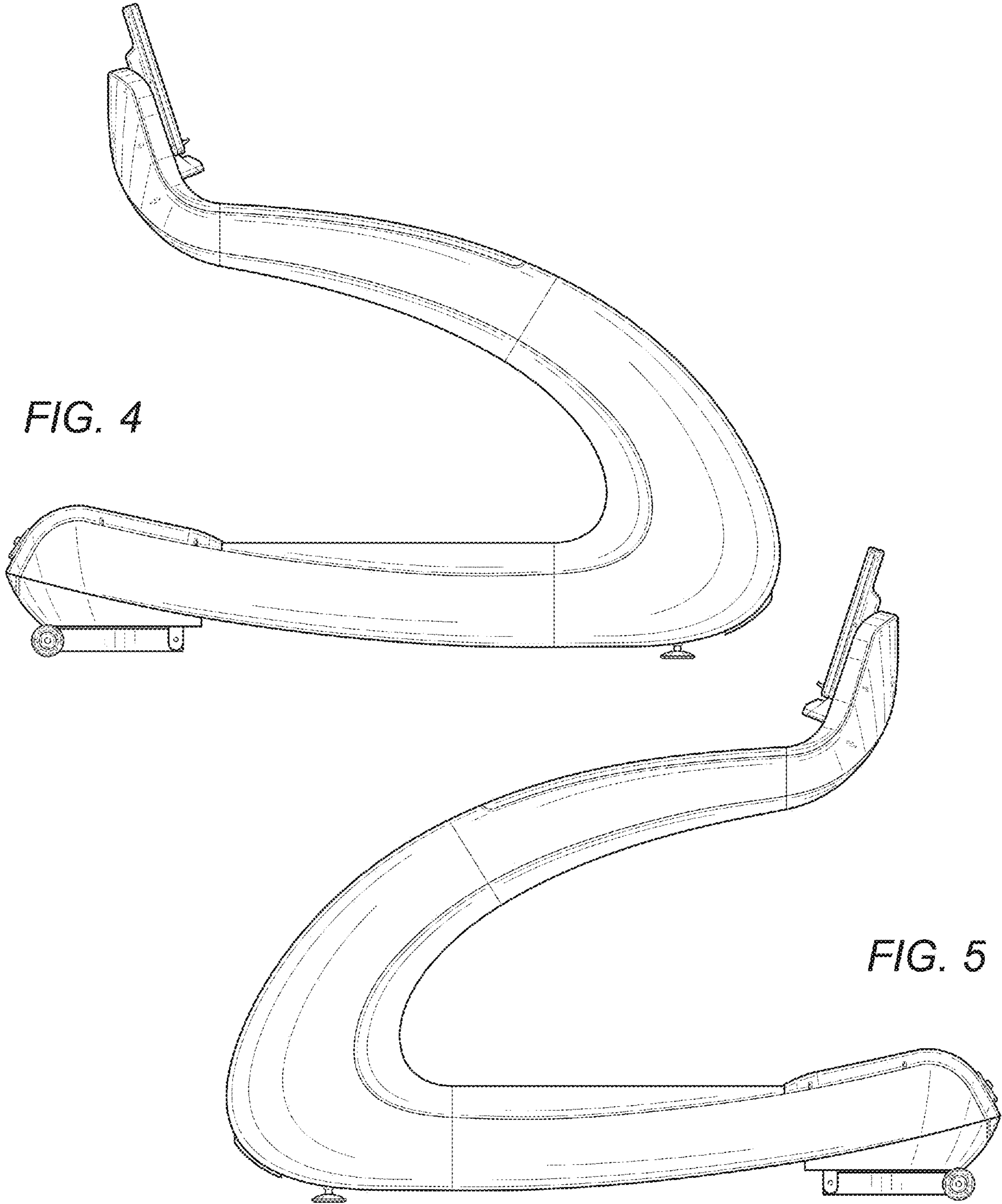


FIG. 5

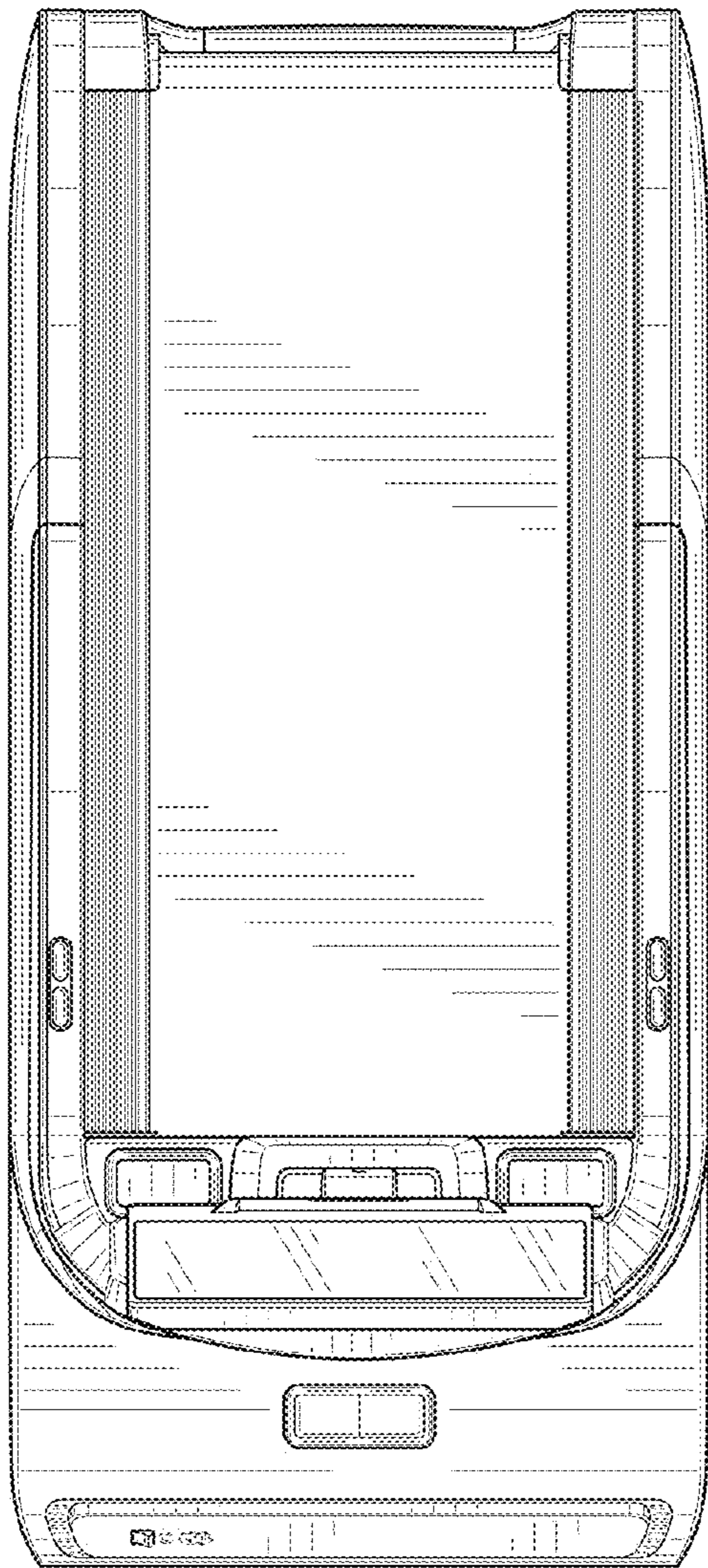


FIG. 6

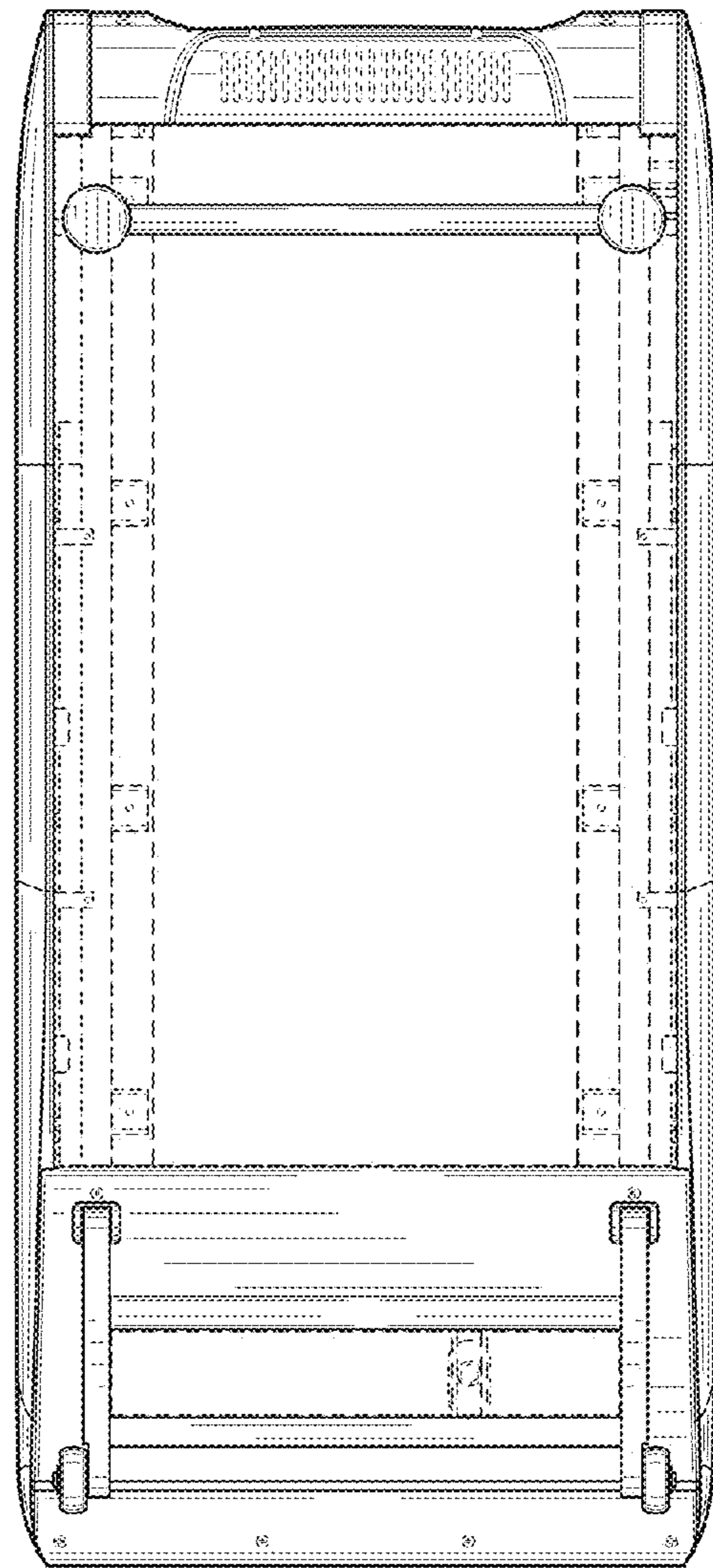


FIG. 7