



US00D96931S

(12) **United States Design Patent**  
**Hama**

(10) **Patent No.:** **US D969,931 S**

(45) **Date of Patent:** **\*\* Nov. 15, 2022**

- (54) **ACCESSORY FOR SPINNING TOP TOY**
- (71) Applicant: **TOMY COMPANY, LTD.**, Tokyo (JP)
- (72) Inventor: **Hiroyuki Hama**, Tokyo (JP)
- (73) Assignee: **TOMY COMPANY, LTD.**, Tokyo (JP)
- (\*\*) Term: **15 Years**

D884,801 S *	5/2020	Muraki	.....	D21/460
D886,913 S *	6/2020	Hama	.....	D21/460
D891,526 S *	7/2020	Hama	.....	D21/460
D891,527 S *	7/2020	Hama	.....	D21/460
D891,529 S *	7/2020	Hama	.....	D21/460
D892,939 S *	8/2020	Matsukawa	.....	D21/460
D892,940 S *	8/2020	Matsukawa	.....	D21/460
D892,942 S *	8/2020	Muraki	.....	D21/460

(Continued)

(21) Appl. No.: **29/768,932**

(22) Filed: **Feb. 2, 2021**

(30) **Foreign Application Priority Data**

Sep. 15, 2020 (JP) ..... 2020-019686 D

(51) **LOC (13) Cl.** ..... **21-01**

(52) **U.S. Cl.**  
USPC ..... **D21/460**

(58) **Field of Classification Search**  
USPC ..... D21/398, 468, 470, 455, 456, 459-464,  
D21/471, 488, 493  
CPC ... A63H 1/00; A63H 1/04; A63H 1/06; A63H  
1/08; A63H 1/10; A63H 1/12; A63H  
1/16; A63H 1/18; A63H 1/20; A63H  
1/22; A63H 1/24; A63H 1/26; A63H  
1/28; A63H 1/30; A63H 1/32; A63F 9/16;  
A63F 2009/165; A63F 7/38; A63F 7/04  
See application file for complete search history.

(56) **References Cited**

**U.S. PATENT DOCUMENTS**

D825,673 S *	8/2018	Matsukawa	.....	D21/460
D827,043 S *	8/2018	Muraki	.....	D21/460
D834,103 S *	11/2018	Horikoshi	.....	D21/460
D849,849 S *	5/2019	Muraki	.....	D21/460
D851,709 S *	6/2019	Muraki	.....	D21/460
D862,608 S *	10/2019	Yamasaki	.....	D21/460
D873,351 S *	1/2020	Horikoshi	.....	D21/460
D875,842 S *	2/2020	Nakajima	.....	D21/460

**OTHER PUBLICATIONS**

Battling Tops Burst Superking B-173 Gyro Toys with Launcher.  
Date First Available: Apr. 15, 2022. Retrieved from internet: <<https://www.amazon.ca/dp/B09Y1P57DB>> [site visited Jun. 28, 2022]  
(Year: 2022).\*

*Primary Examiner* — Katherine Glennon

*Assistant Examiner* — Yuan Yuan

(74) *Attorney, Agent, or Firm* — Oliff PLC

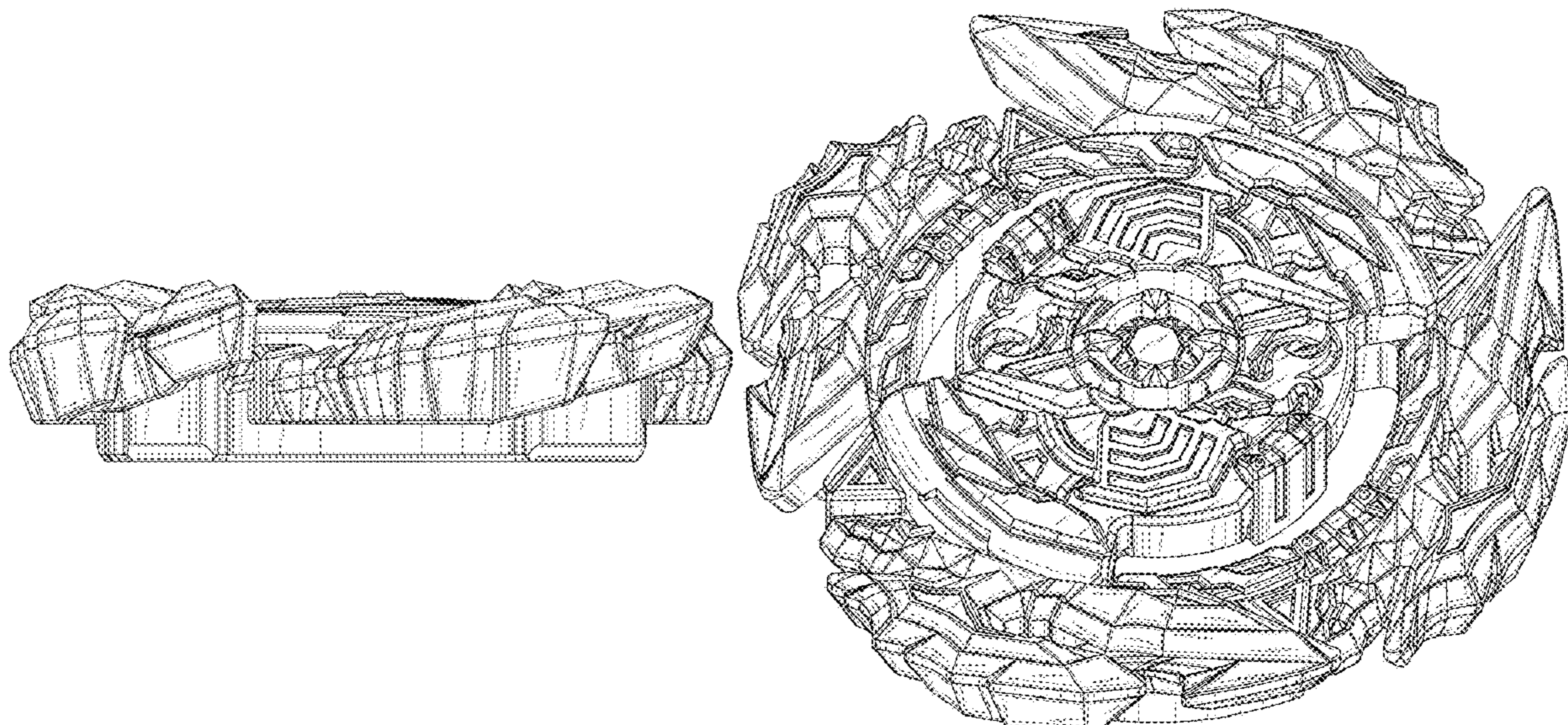
(57) **CLAIM**

The ornamental design for an accessory for spinning top toy,  
as shown and described.

**DESCRIPTION**

FIG. 1 is a front elevational view of an accessory for spinning top toy, showing the new design;  
FIG. 2 is a rear elevational view thereof;  
FIG. 3 is a left-side elevational view thereof;  
FIG. 4 is a right-side elevational view thereof;  
FIG. 5 is a top plan view thereof;  
FIG. 6 is a bottom plan view thereof;  
FIG. 7 is a front, right-side, top perspective view thereof;  
FIG. 8 is a rear, left-side, bottom perspective view thereof;  
FIG. 9 is a front, right-side, top disassembled perspective view thereof; and,  
FIG. 10 is a rear, left-side, bottom disassembled perspective view thereof.

**1 Claim, 10 Drawing Sheets**



(56)

**References Cited**

U.S. PATENT DOCUMENTS

D892,944 S *	8/2020	Matsukawa .....	D21/460
D910,768 S *	2/2021	Matsukawa .....	D21/455
D910,769 S *	2/2021	Matsukawa .....	D21/455
D910,770 S *	2/2021	Matsukawa .....	D21/455
D912,160 S *	3/2021	Muraki .....	D21/455
D912,162 S *	3/2021	Muraki .....	D21/455
D914,809 S *	3/2021	Hama .....	D21/455
D948,628 S *	4/2022	Hama .....	D21/460
D948,629 S *	4/2022	Muraki .....	D21/460

\* cited by examiner

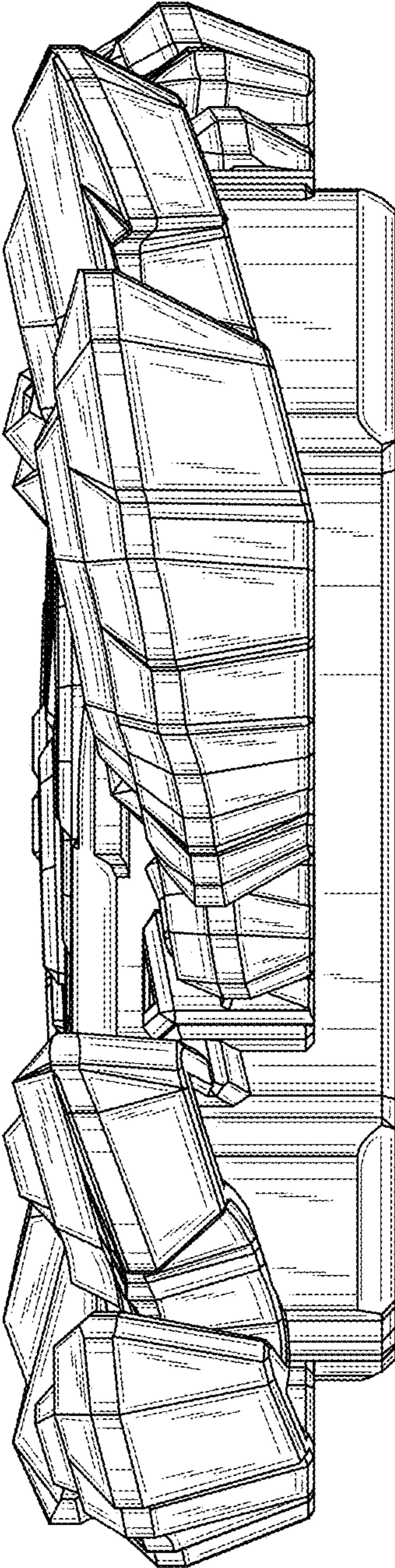


FIG. 1

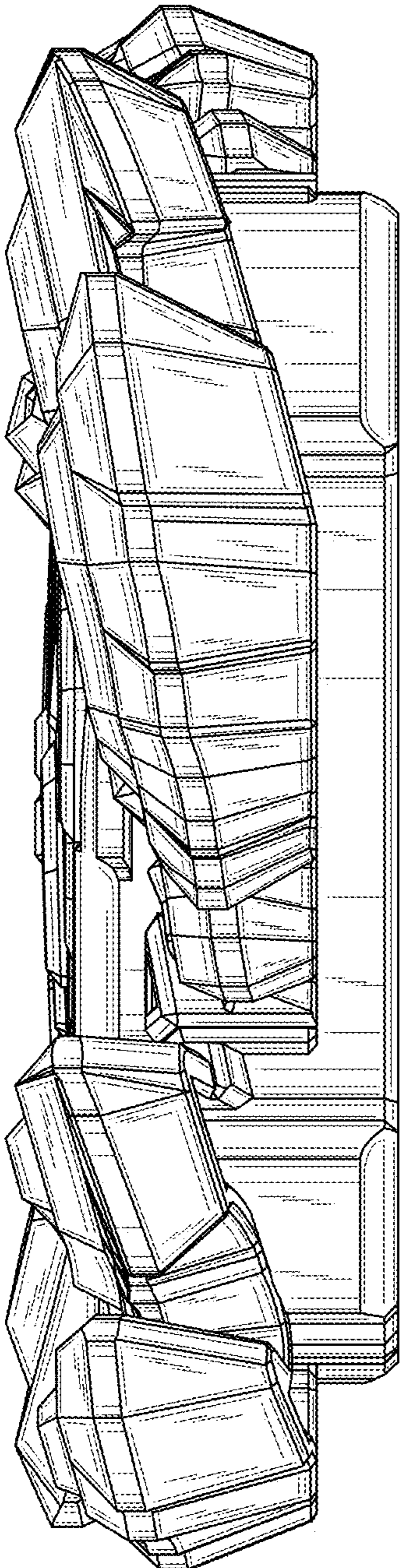


FIG. 2

FIG. 3

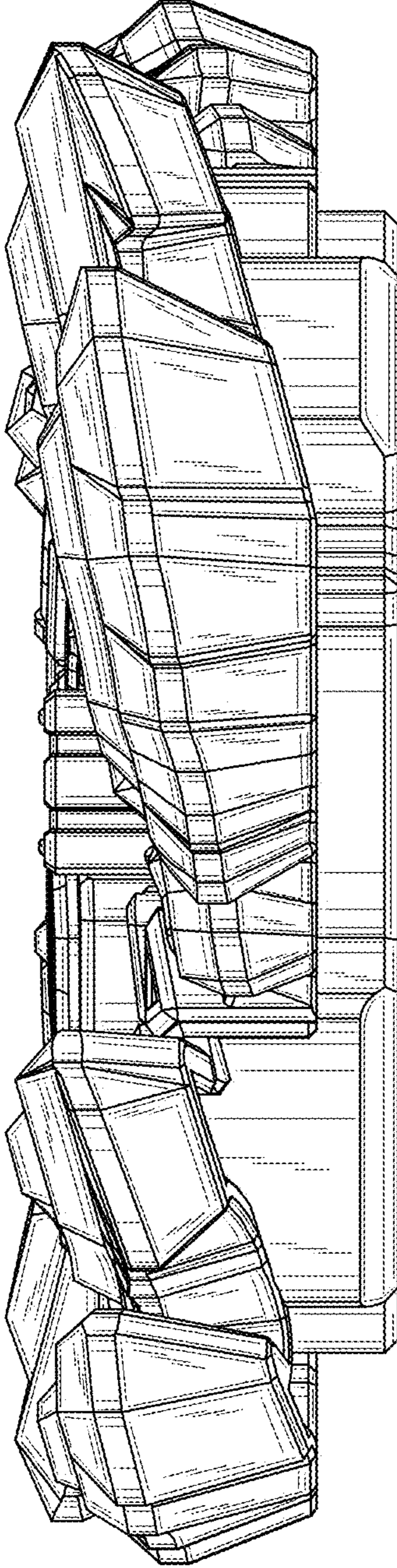


FIG. 4

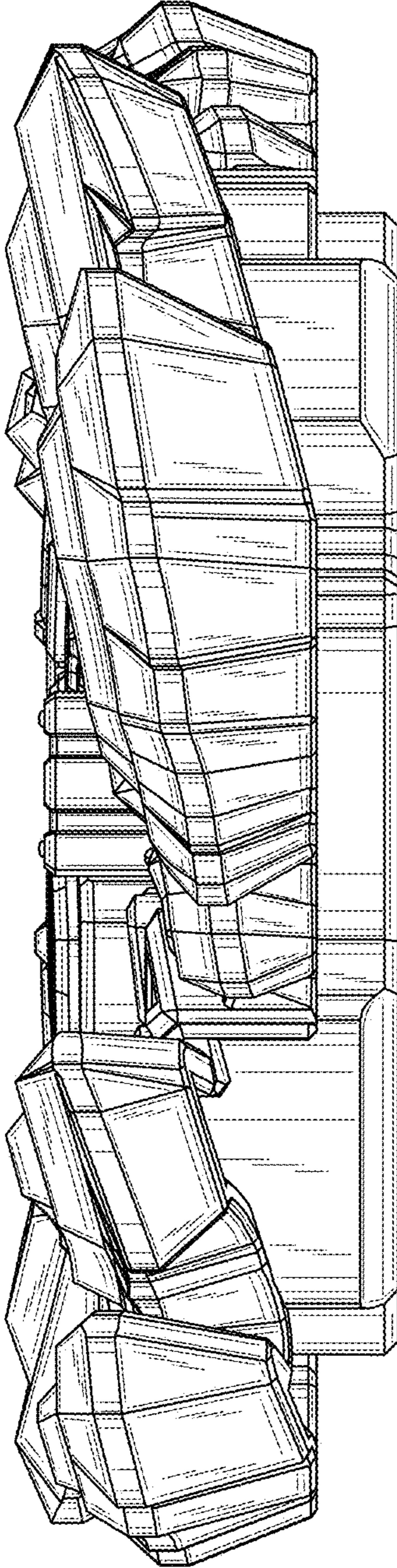



FIG. 5






FIG. 6






FIG. 7




FIG. 8

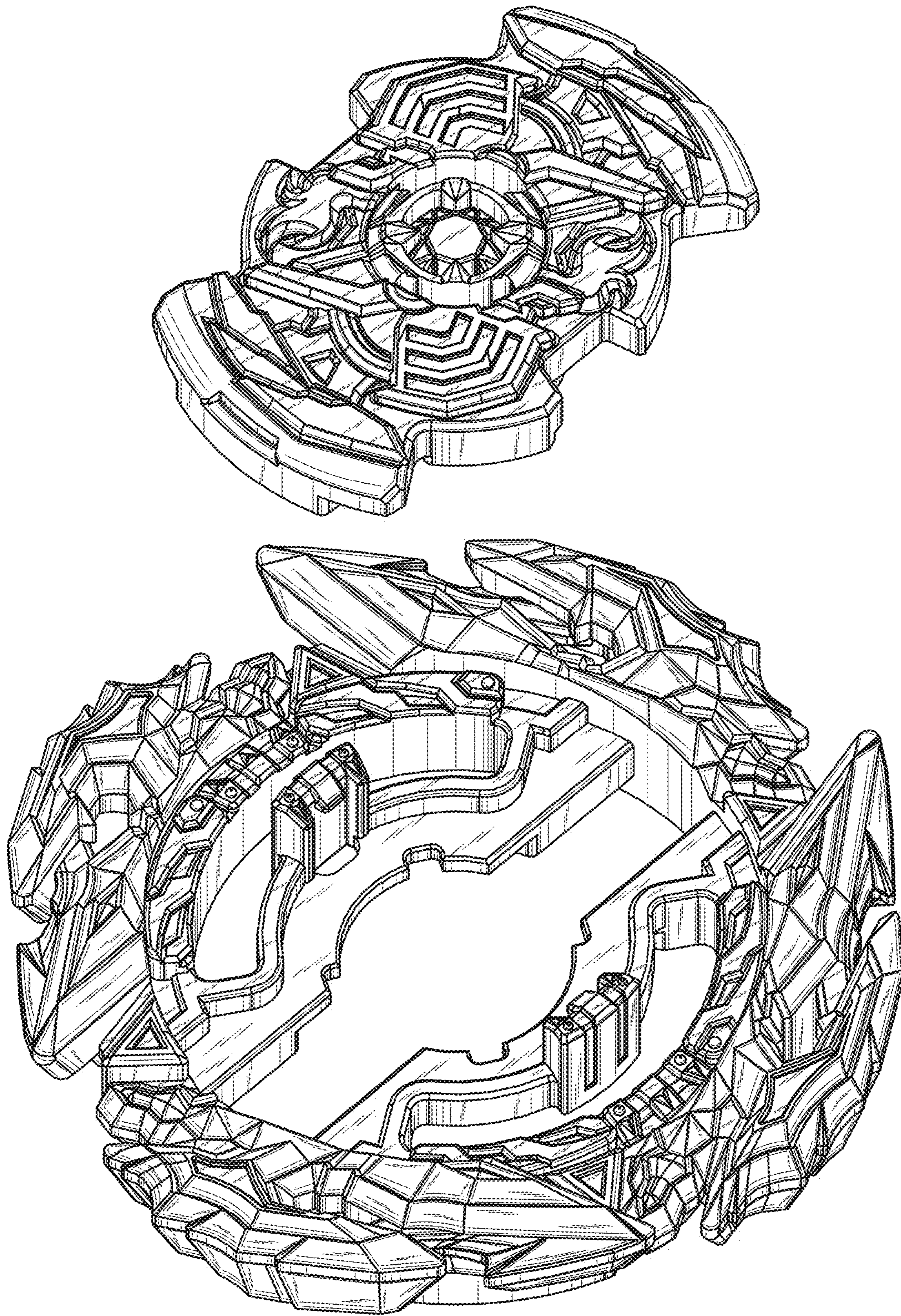


FIG. 9

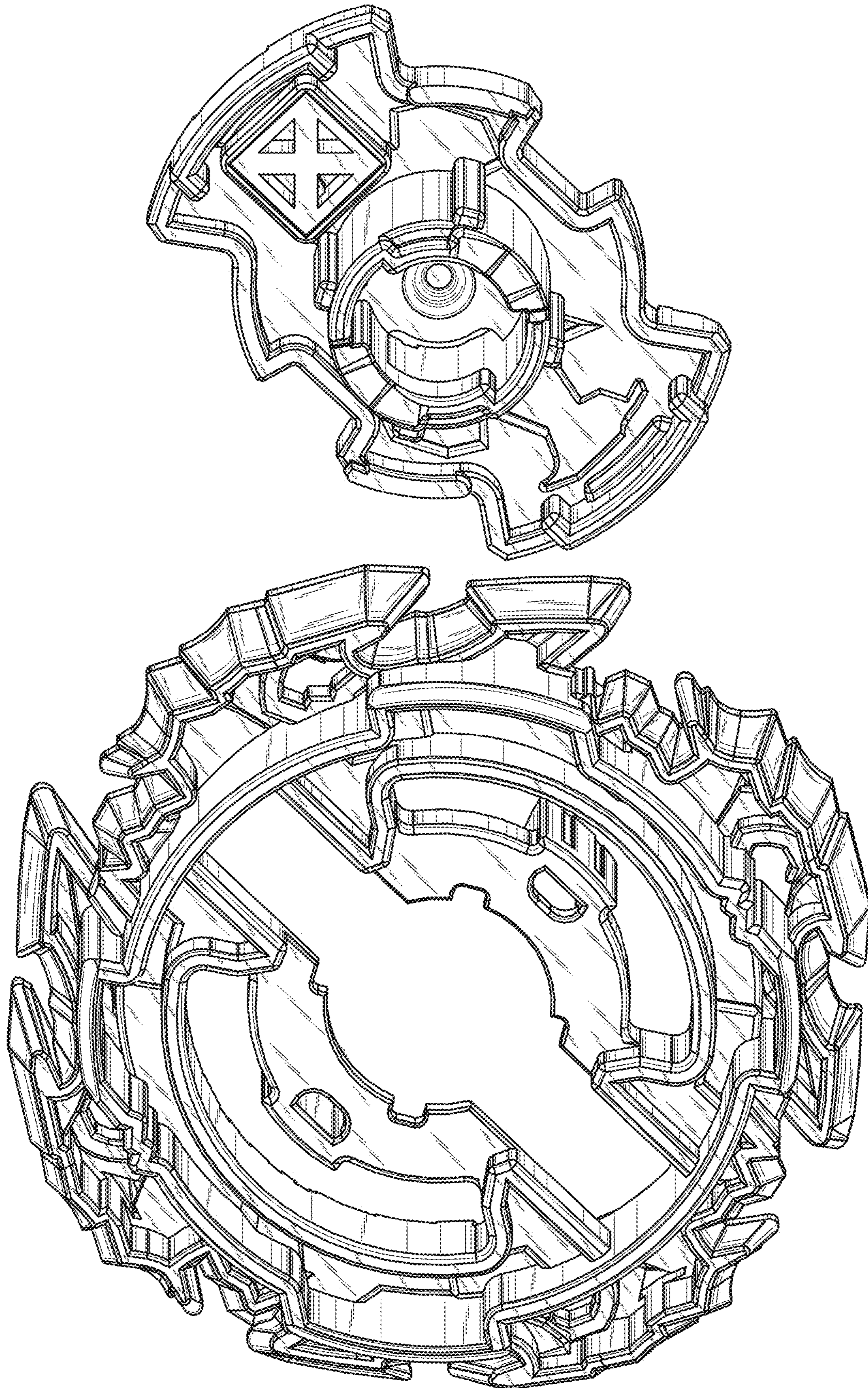


FIG. 10