

US00D969903S

(12) **United States Design Patent**
Minhong et al.

(10) **Patent No.:** **US D969,903 S**

(45) **Date of Patent:** **** Nov. 15, 2022**

(54) **CAPOTASTO-SHAPED TUNER**

(71) Applicants: **Kim Minhong**, Yongin-si (KR);
Namkung Sungsub, Jeollanam-do (KR)

(72) Inventors: **Kim Minhong**, Yongin-si (KR);
Namkung Sungsub, Jeollanam-do (KR)

(**) Term: **15 Years**

(21) Appl. No.: **29/728,763**

(22) Filed: **Mar. 20, 2020**

(51) **LOC (13) Cl.** **17-03**

(52) **U.S. Cl.**
USPC **D17/20**

(58) **Field of Classification Search**
USPC D17/9, 20, 99; D13/167
CPC G10D 3/00; G10D 3/053; G10D 3/14;
G10D 3/147; G10D 13/16; G10D 13/11;
G10H 3/186; G10H 1/348
See application file for complete search history.

(56) **References Cited**

U.S. PATENT DOCUMENTS

- D278,718 S * 5/1985 McKibben D17/9
- D329,657 S * 9/1992 Nakamura D17/22
- 6,008,441 A * 12/1999 Steinberger G10D 3/053
84/318
- D719,553 S * 12/2014 Noto D17/99

- D768,233 S * 10/2016 Campling D17/20
- D793,471 S * 8/2017 Lintner D17/21
- D863,417 S * 10/2019 Jia D17/20
- 2004/0194606 A1 * 10/2004 Koeppel, Jr. G10D 3/06
84/293
- 2021/0404760 A1 * 12/2021 Hipp F41A 21/30

* cited by examiner

Primary Examiner — R. Johnson

(74) *Attorney, Agent, or Firm* — Finch & Maloney PLLC

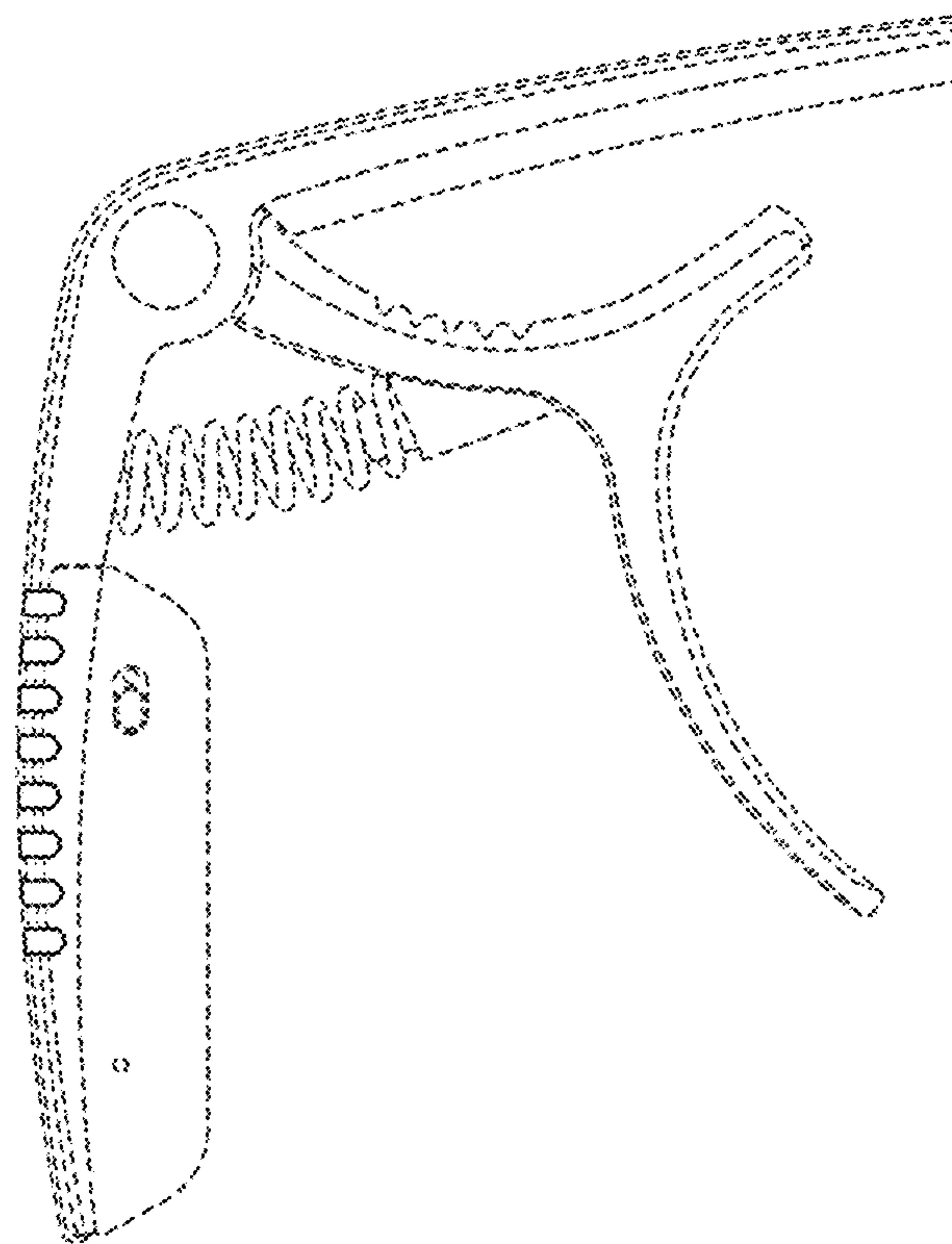
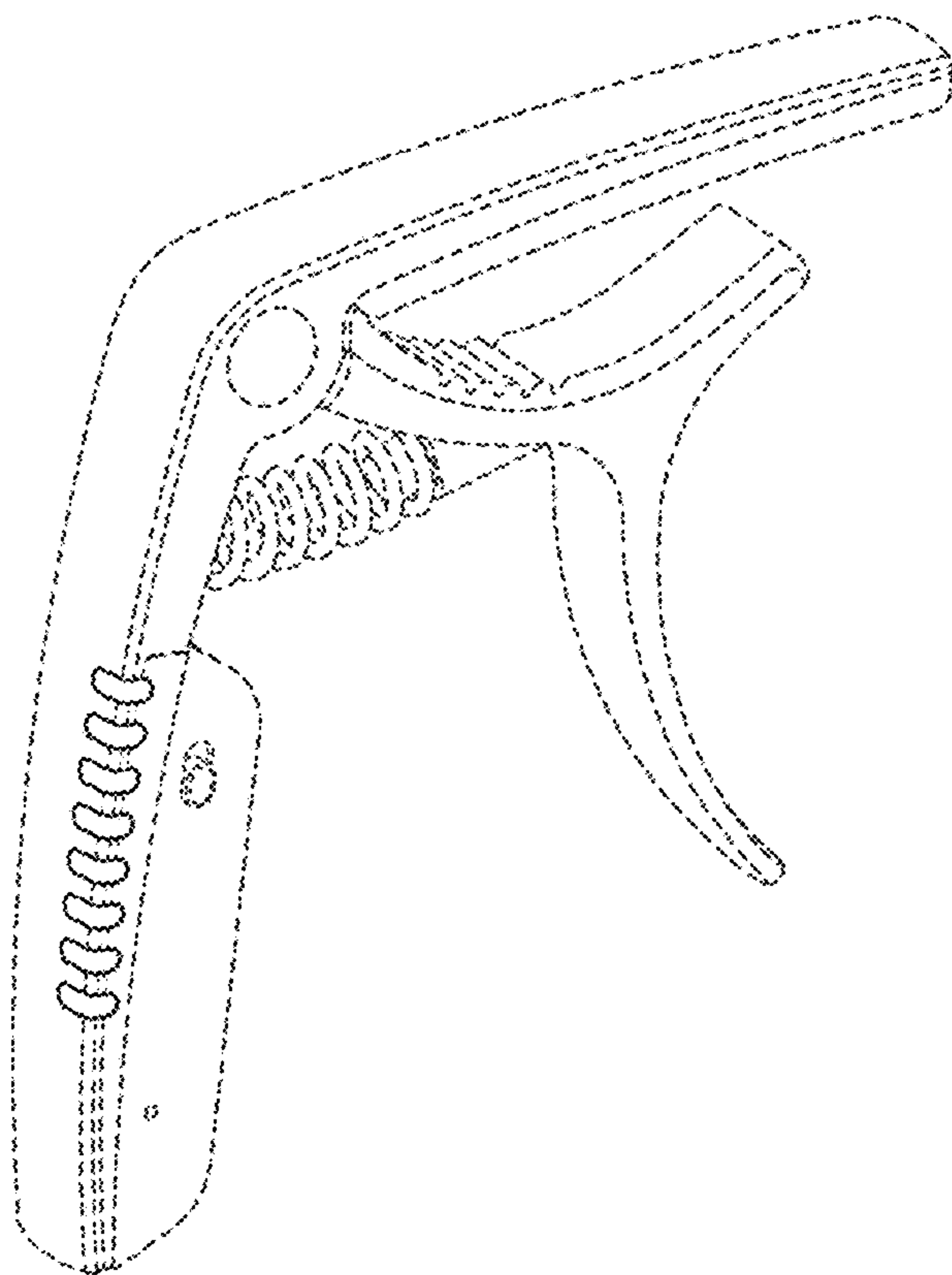
(57) **CLAIM**

We claim the ornamental design for a capotasto-shaped tuner, as shown and described.

DESCRIPTION

FIG. 1 is a left side perspective view of a capotasto-shaped tuner embodying our new design;
 FIG. 2 is a front elevational view thereof;
 FIG. 3 is a right side elevational view thereof;
 FIG. 4 is a left side elevational view thereof;
 FIG. 5 is a rear elevational view thereof;
 FIG. 6 is a top plan view thereof; and,
 FIG. 7 is a bottom plan view thereof.
 The broken lines illustrate the portions of the design that form no part of the claim.

1 Claim, 7 Drawing Sheets



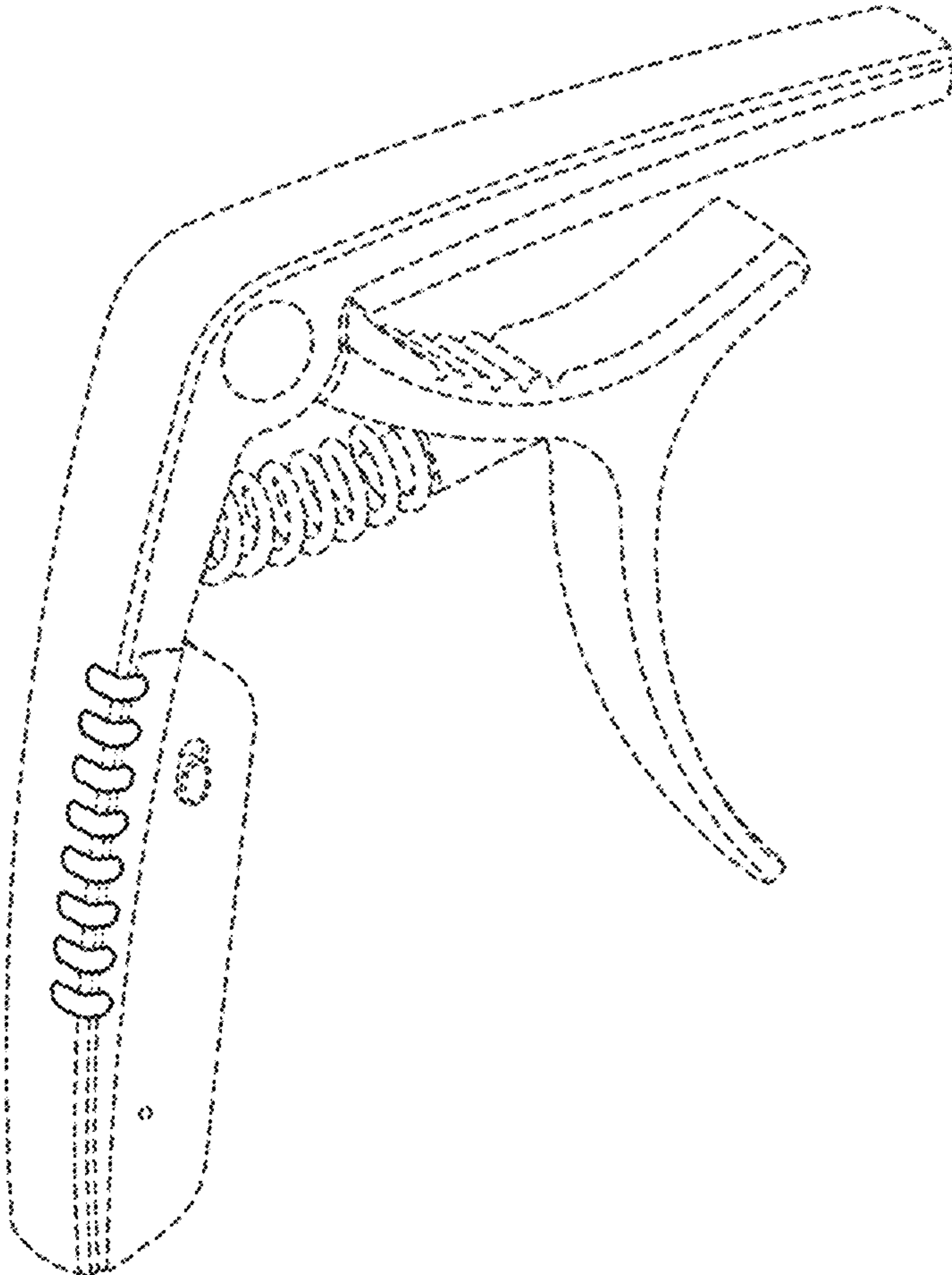


FIG. 1

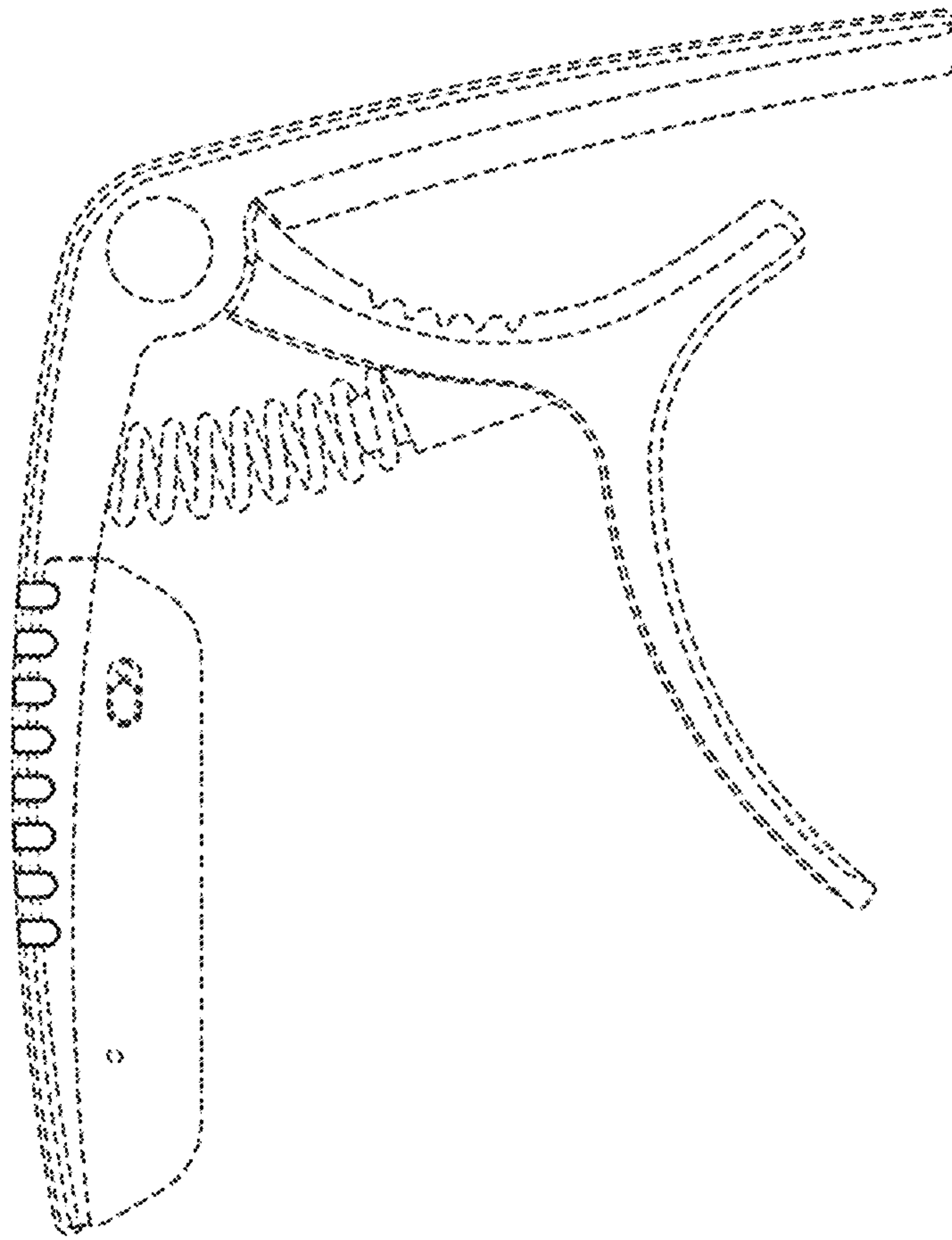


FIG. 2




FIG. 3




FIG. 4

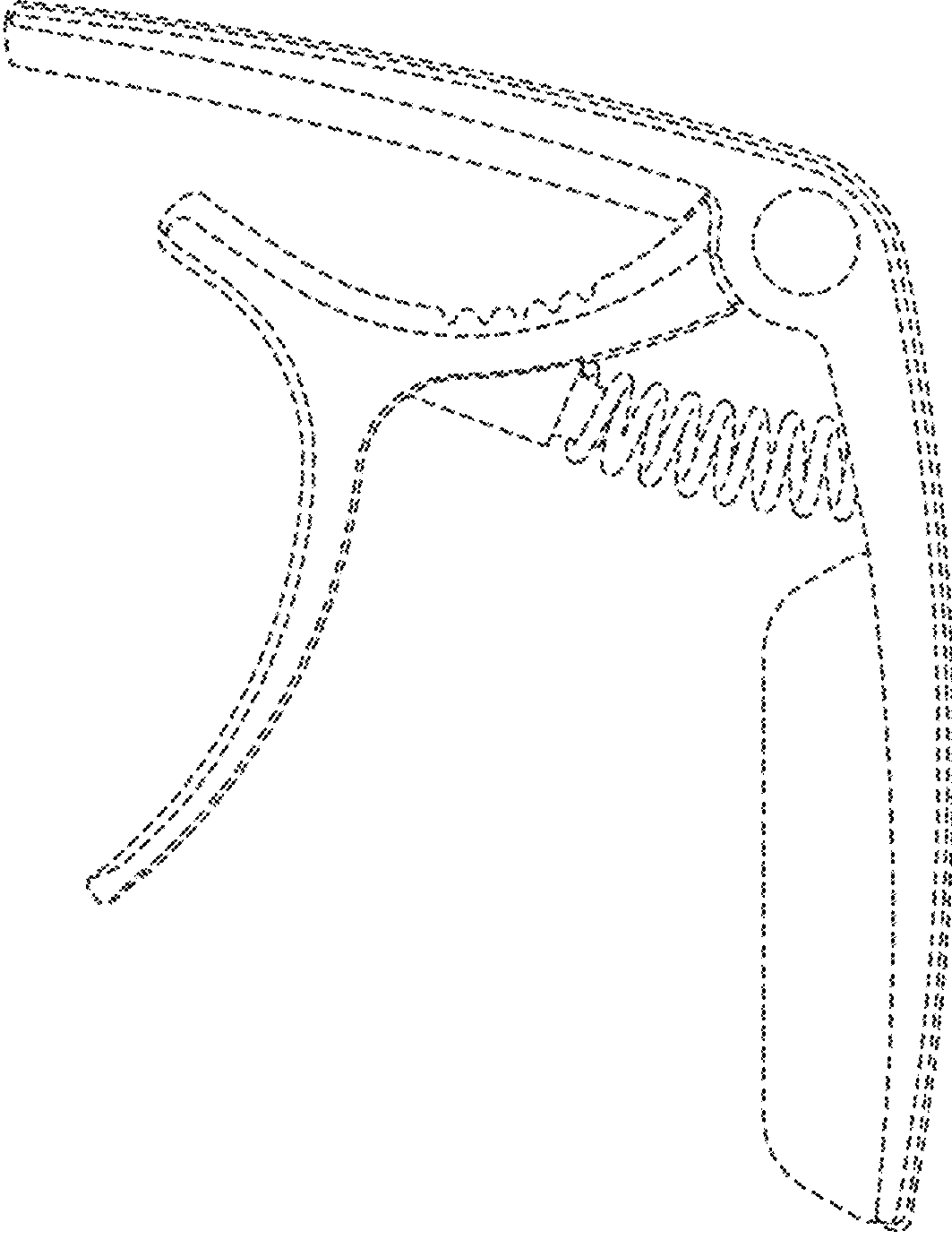


FIG. 5




FIG. 6




FIG. 7