



US00D969894S

(12) **United States Design Patent**  
**Huang et al.**

(10) **Patent No.:** **US D969,894 S**

(45) **Date of Patent:** **\*\* Nov. 15, 2022**

(54) **ROBOT**  
(71) Applicant: **SHENZHEN PUDU TECHNOLOGY CO., LTD.**, Guangdong (CN)  
(72) Inventors: **Simin Huang**, Guangdong (CN); **Tao Zhang**, Guangdong (CN)  
(73) Assignee: **SHENZHEN PUDU TECHNOLOGY CO., LTD.**, Shenzhen (CN)  
(\*\*) Term: **15 Years**  
(21) Appl. No.: **29/798,461**  
(22) Filed: **Jul. 8, 2021**

D826,302 S \* 8/2018 Tsukamoto ..... D15/199  
D829,250 S \* 9/2018 Zilbershtein ..... D15/199  
D829,793 S \* 10/2018 Wang ..... D15/199  
D841,067 S \* 2/2019 Camporesi ..... D15/199  
D855,673 S \* 8/2019 Sutherland ..... D15/199  
D859,485 S \* 9/2019 Sutherland ..... D15/199  
D869,533 S \* 12/2019 Kim ..... A63H 11/00  
D15/199  
D870,788 S \* 12/2019 Kim ..... A63H 11/00  
D15/199  
D872,788 S \* 1/2020 Sutherland ..... D15/199  
D879,174 S \* 3/2020 Kammermeier ..... D15/199  
D884,764 S \* 5/2020 Mori ..... D15/199  
D888,790 S \* 6/2020 Yao ..... D15/199  
D888,791 S \* 6/2020 Wu ..... D15/199  
D893,570 S \* 8/2020 Zheng ..... D15/199  
D894,983 S \* 9/2020 Okada ..... D15/199  
D894,987 S \* 9/2020 Li ..... D15/199  
D895,709 S \* 9/2020 Okada ..... D15/199

(Continued)

(30) **Foreign Application Priority Data**

Mar. 15, 2021 (CN) ..... 202130137685.5

(51) **LOC (13) Cl.** ..... **15-99**

(52) **U.S. Cl.**  
USPC ..... **D15/199**

(58) **Field of Classification Search**  
USPC ..... D15/199; D21/578-583, 621, 622;  
D32/21; D34/34  
CPC ..... B25J 5/007; B25J 11/00; B25J 11/008;  
B62D 57/024; G06N 3/008; Y10S 901/01  
See application file for complete search history.

(56) **References Cited**

**U.S. PATENT DOCUMENTS**

D712,447 S \* 9/2014 He ..... D15/199  
D810,167 S \* 2/2018 Yang ..... D15/199  
D810,800 S \* 2/2018 Wang ..... D15/199  
D811,458 S \* 2/2018 Wang ..... D15/199  
D813,285 S \* 3/2018 Wei ..... D15/199  
D817,375 S \* 5/2018 Deyle ..... D15/199  
D819,712 S \* 6/2018 Gee ..... D15/199  
D822,736 S \* 7/2018 Kato ..... D15/199

*Primary Examiner* — Patricia A Palasik

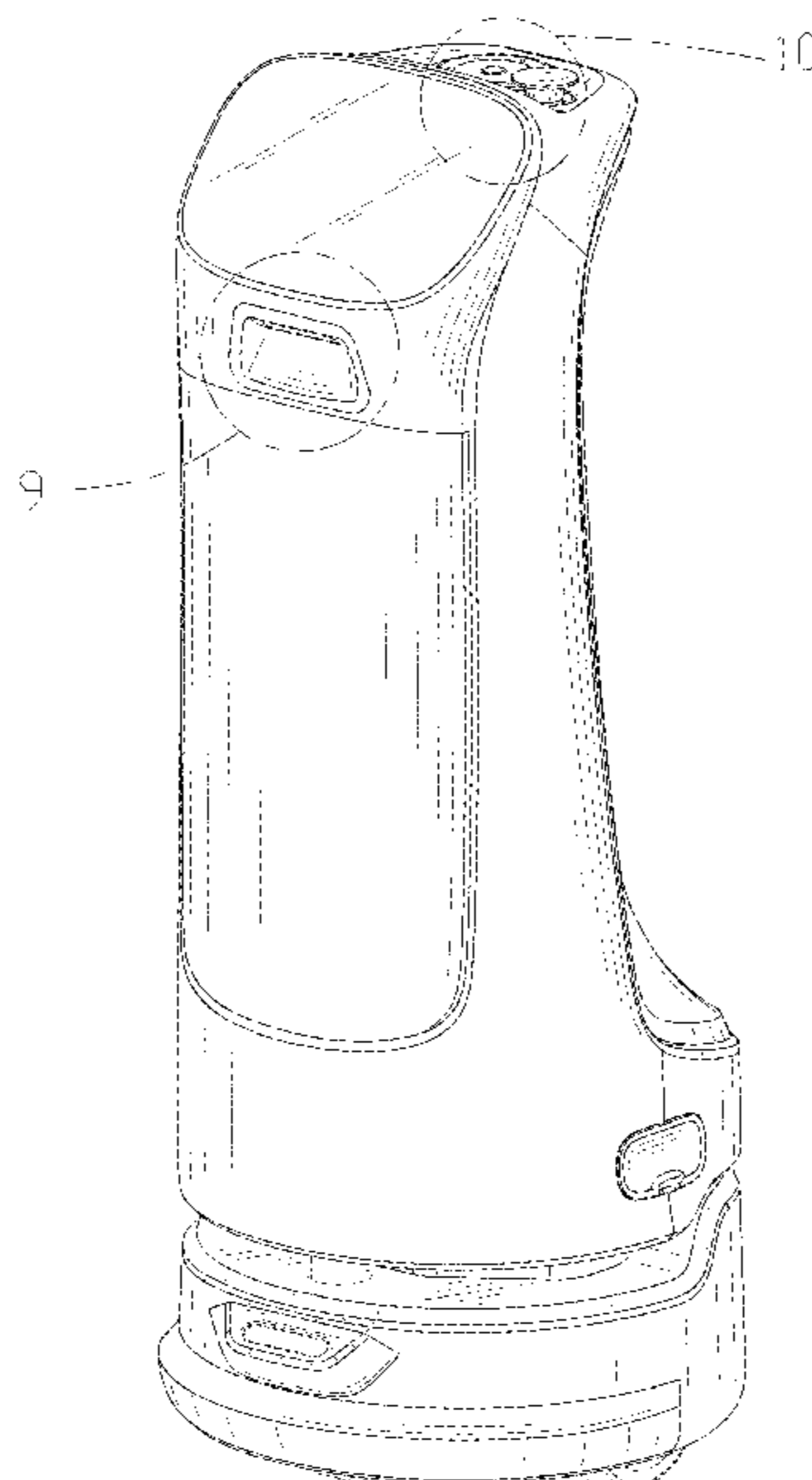
(57) **CLAIM**

The ornamental design for a robot, as shown and described.

**DESCRIPTION**

FIG. 1 is a top, front and right side perspective view of a robot showing our new design;  
FIG. 2 is a top, rear and left side perspective view thereof;  
FIG. 3 is a front elevational view thereof;  
FIG. 4 is a rear elevational view thereof;  
FIG. 5 is a left side view thereof;  
FIG. 6 is a right side view thereof;  
FIG. 7 is a top plan view thereof;  
FIG. 8 is a bottom plan view thereof;  
FIG. 9 is an enlarged view of portion 9 in FIG. 1; and,  
FIG. 10 is an enlarged view of portion 10 in FIG. 1.  
The broken lines in the drawings illustrate portions of the robot which form no part of the claimed design.

**1 Claim, 10 Drawing Sheets**



(56)

**References Cited**

U.S. PATENT DOCUMENTS

D908,151	S *	1/2021	Song .....	D15/199
D912,115	S *	3/2021	Rembisz .....	D15/199
D919,687	S *	5/2021	Song .....	D15/199
D920,410	S *	5/2021	Chen .....	D15/199
D920,411	S *	5/2021	Zheng .....	D15/199
D921,080	S *	6/2021	Chen .....	D15/199
D921,082	S *	6/2021	Hernandez .....	D15/199
D921,083	S *	6/2021	Hernandez .....	D15/199
D931,921	S *	9/2021	Haddadin .....	D15/199
D934,932	S *	11/2021	Han .....	D15/199
D934,933	S *	11/2021	Cho .....	D15/199
D934,934	S *	11/2021	Park .....	D15/199
D937,920	S *	12/2021	Gidwell .....	D15/199
D947,915	S *	4/2022	Li .....	D15/199
2011/0135189	A1 *	6/2011	Lee .....	G05D 1/0295
				901/1
2014/0074287	A1 *	3/2014	LaFary .....	G05B 19/4061
				700/253
2015/0073589	A1 *	3/2015	Khodl .....	B65G 1/1375
				700/218
2017/0337506	A1 *	11/2017	Wise .....	B65G 67/04

\* cited by examiner

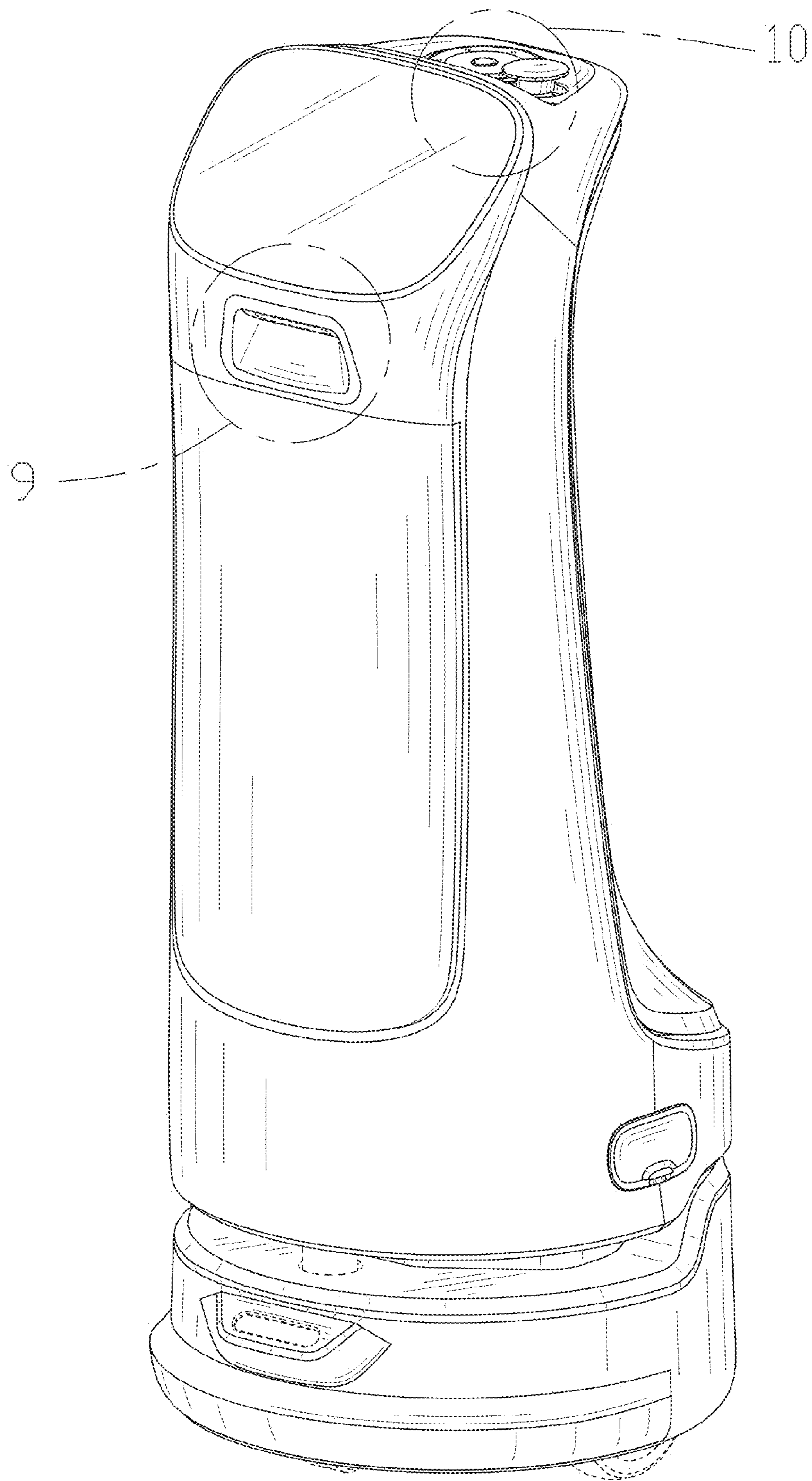


FIG. 1



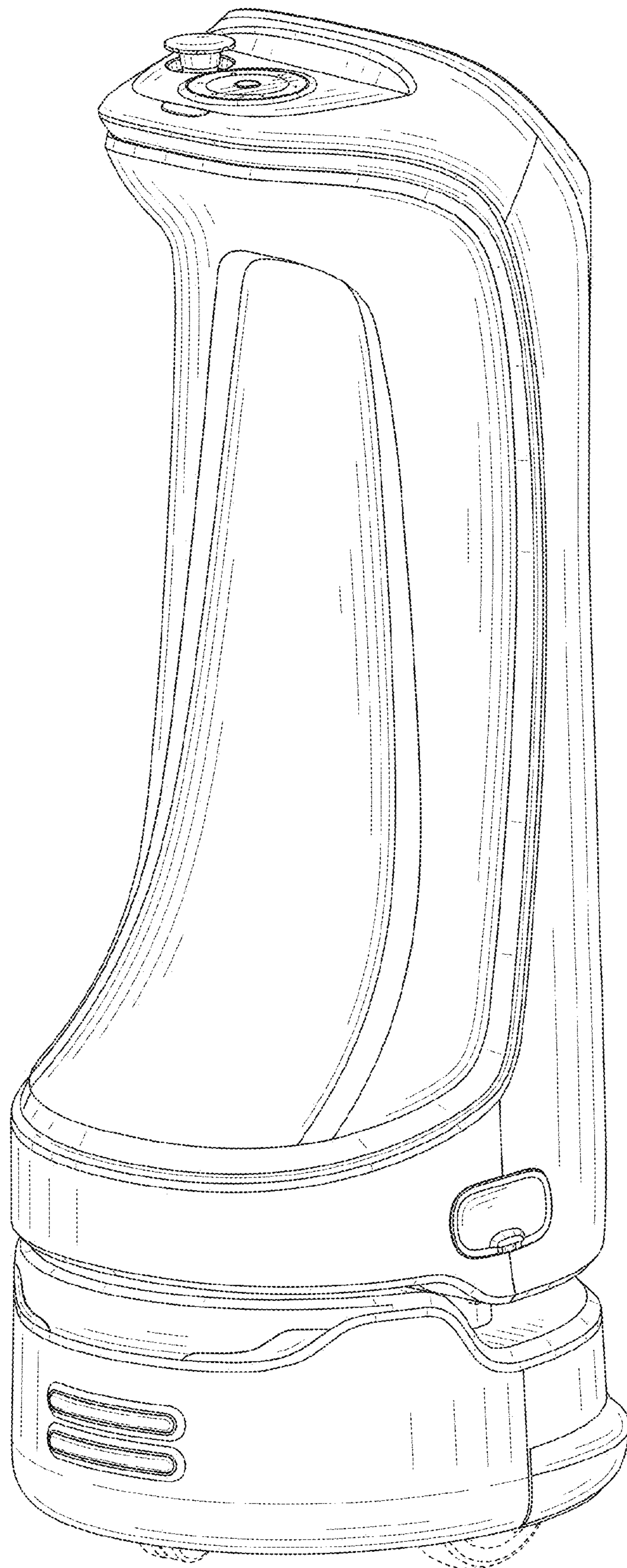


FIG. 2

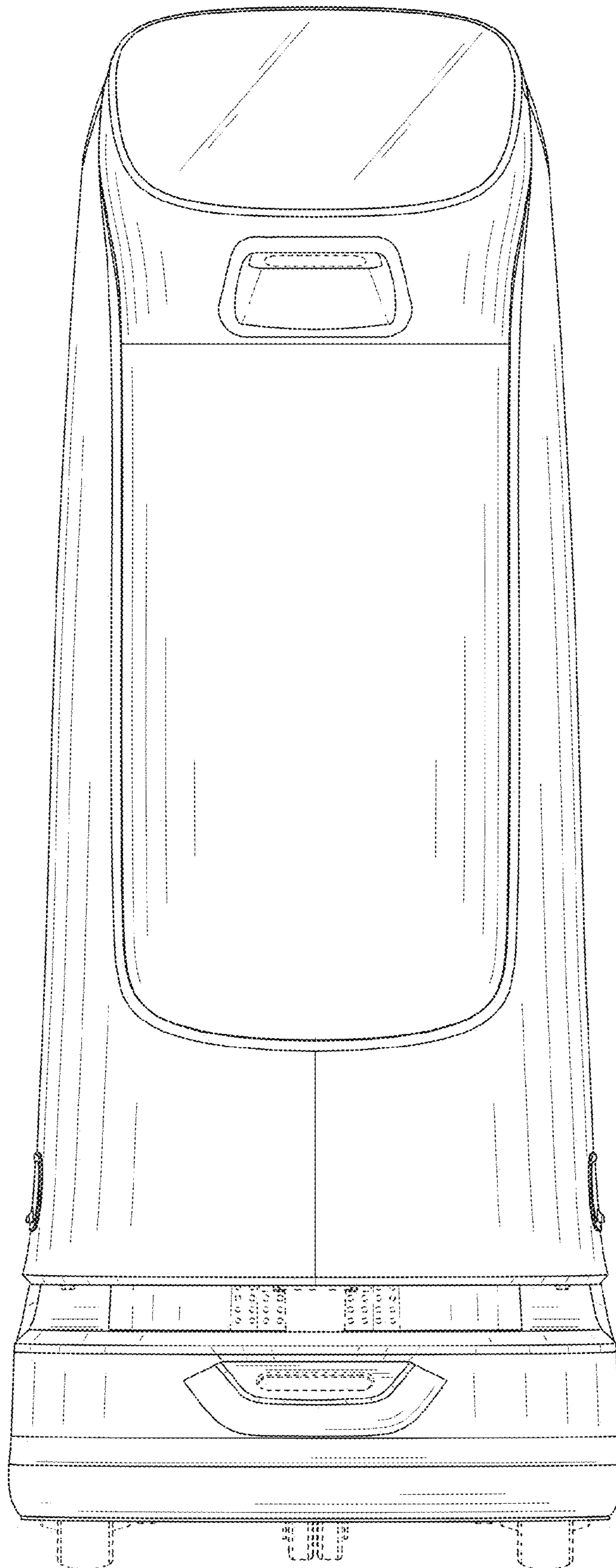


FIG. 3

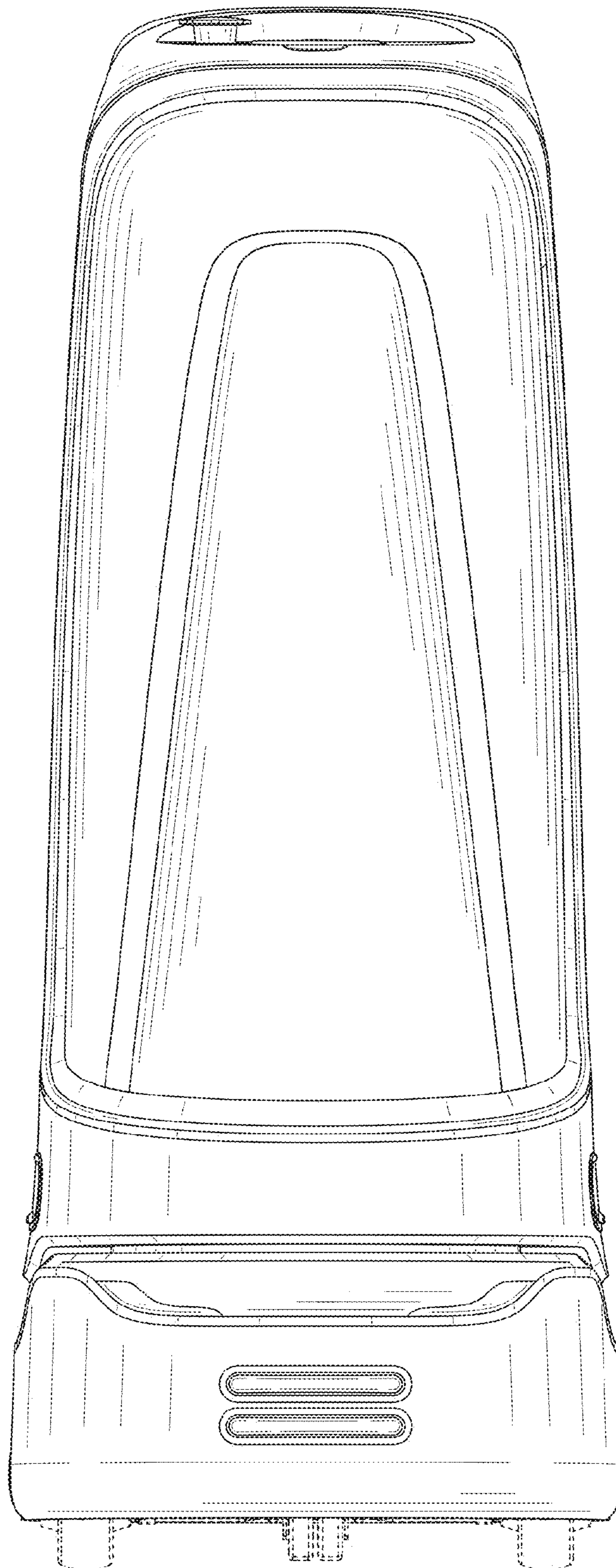


FIG. 4

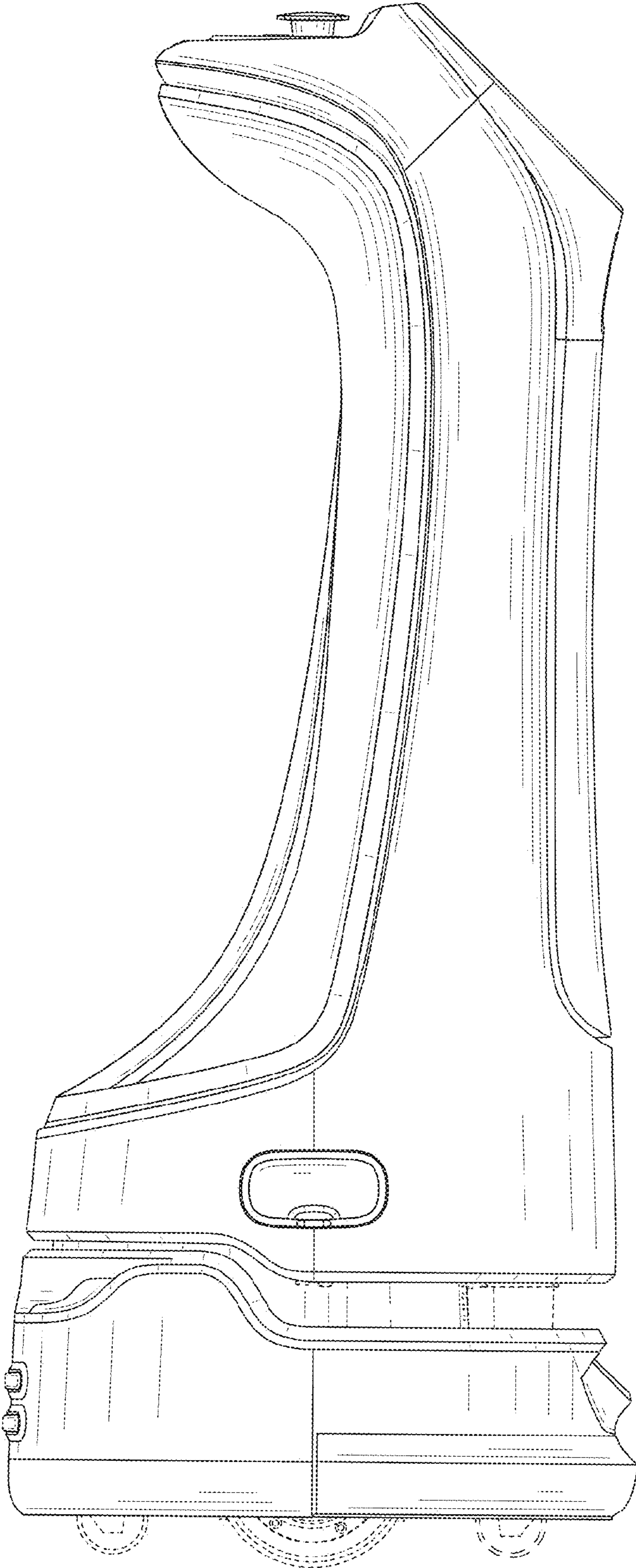


FIG. 5



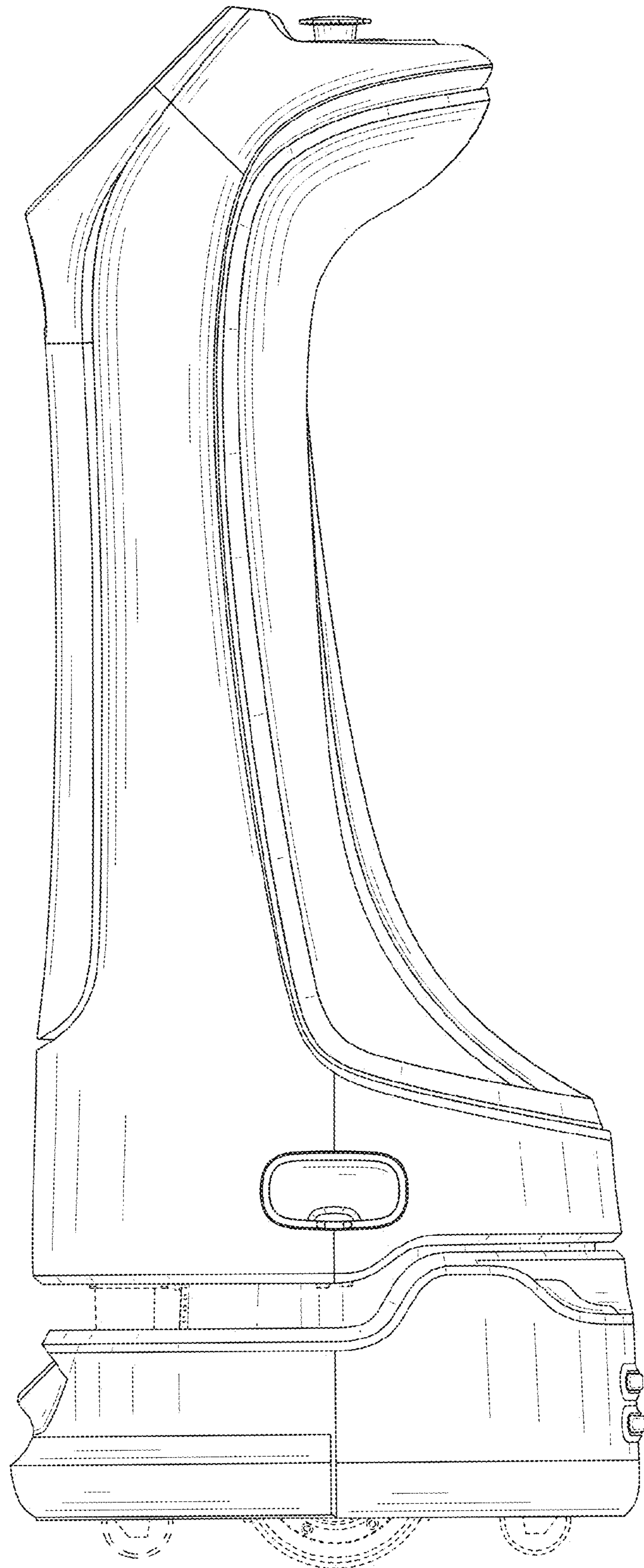


FIG. 6



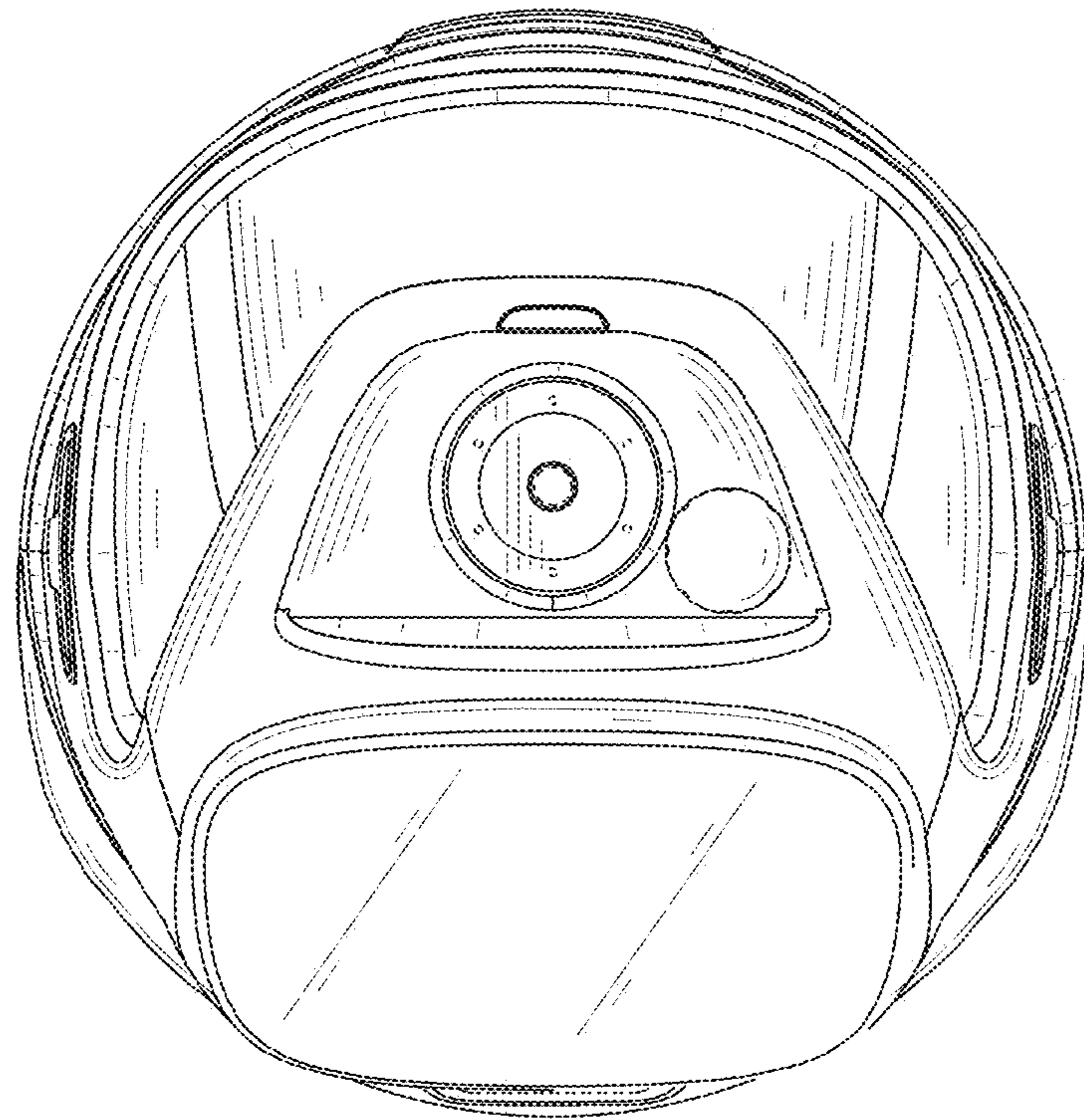


FIG. 7

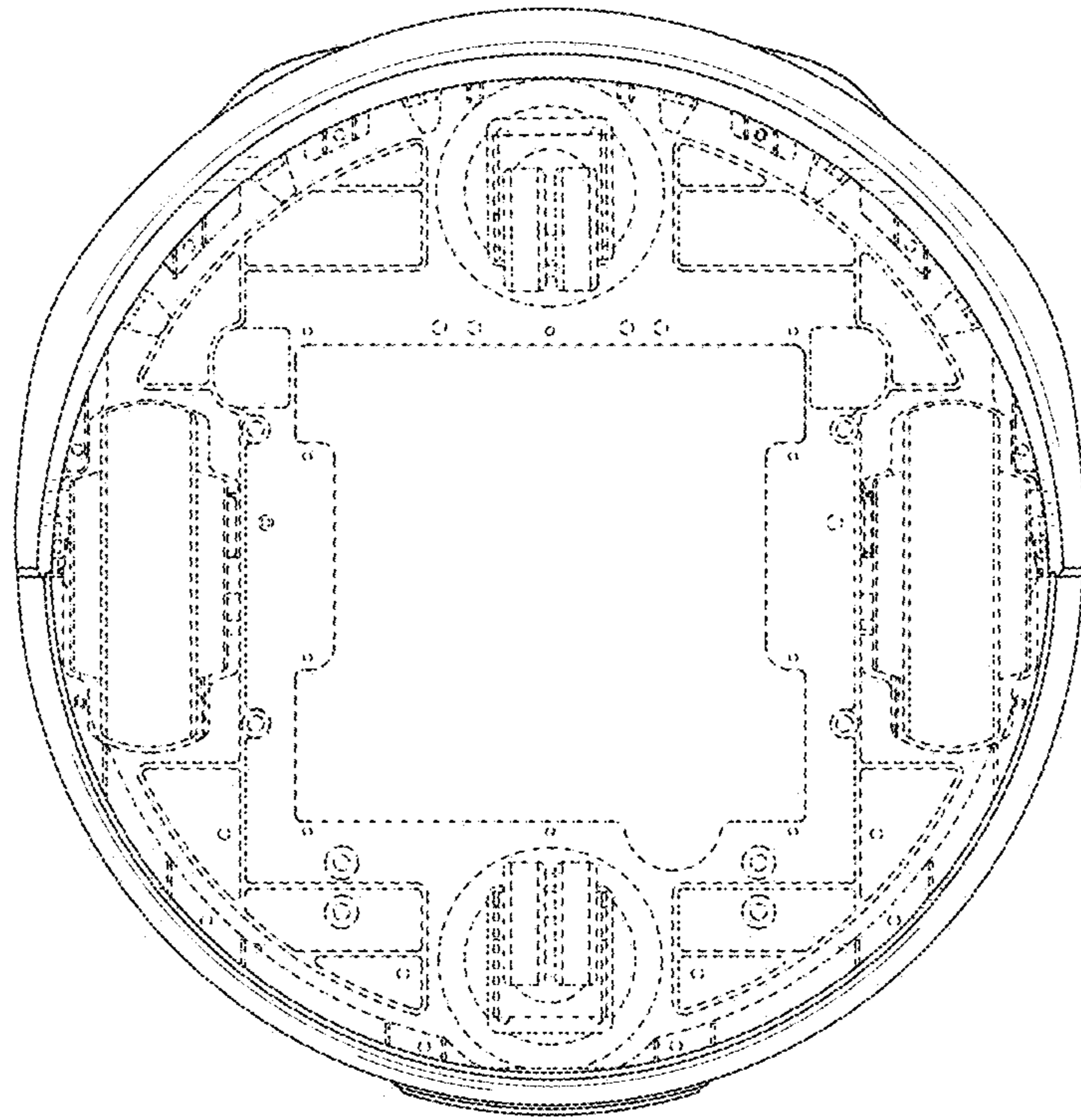


FIG. 8

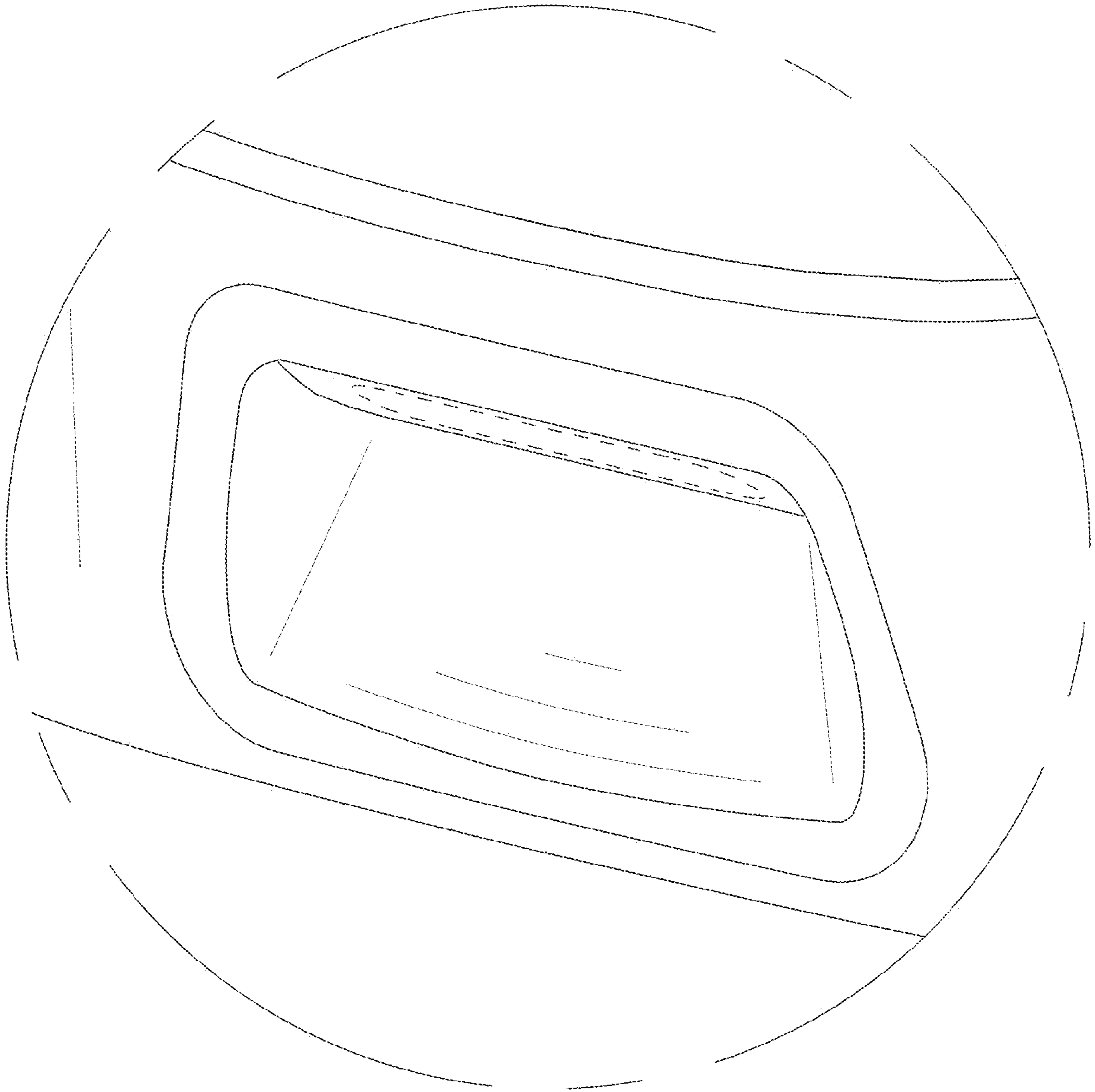


FIG. 9

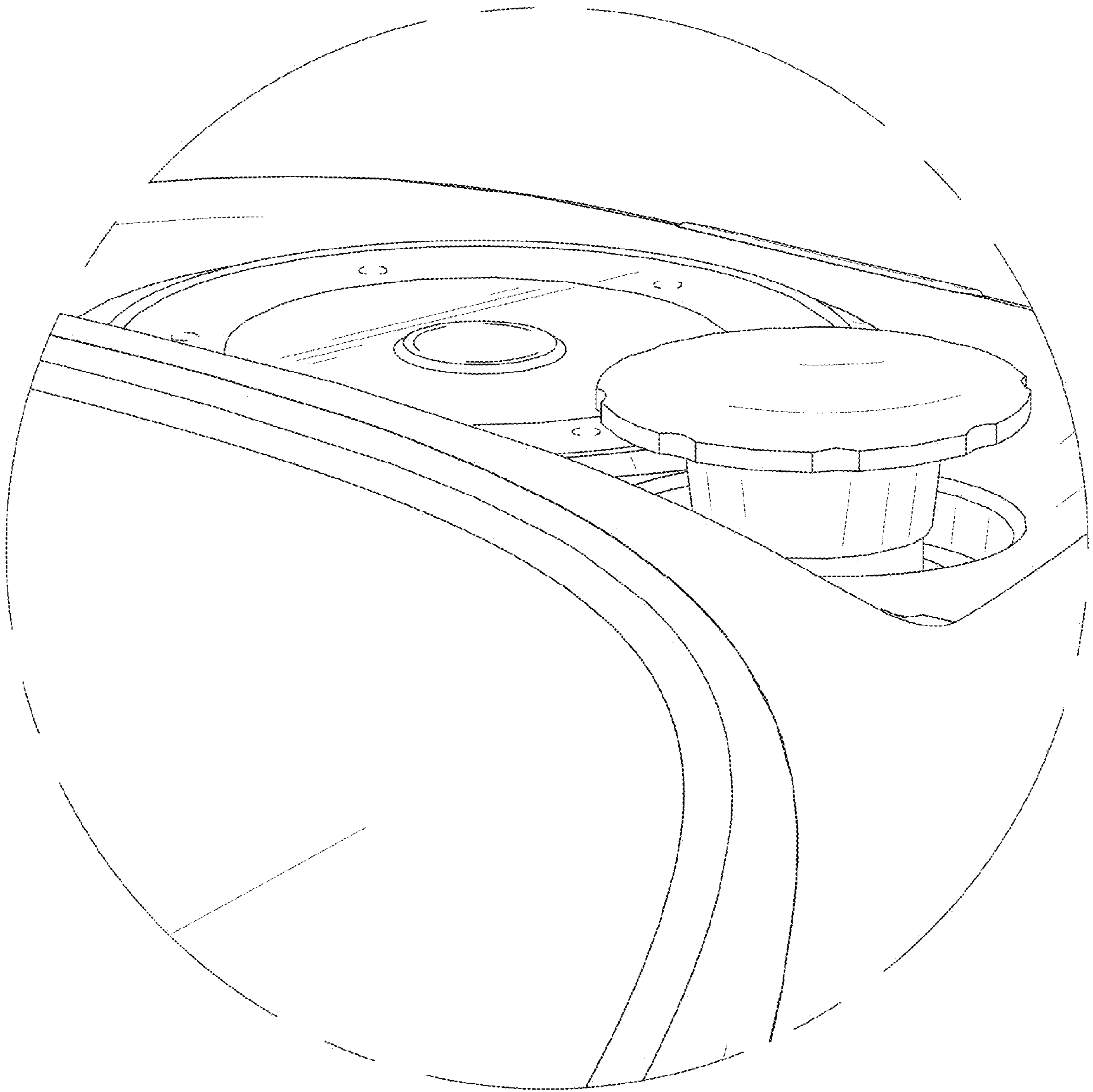


FIG. 10