



US00D969888S

(12) **United States Design Patent** (10) **Patent No.:** **US D969,888 S**
Lee et al. (45) **Date of Patent:** **** Nov. 15, 2022**

(54) **REFRIGERATOR**

(71) Applicant: **LG ELECTRONICS INC.**, Seoul (KR)
 (72) Inventors: **Jihyun Lee**, Seoul (KR); **Kyukwan Choi**, Seoul (KR); **Hangbok Lee**, Seoul (KR); **Minsub Kim**, Seoul (KR); **Yong Kim**, Seoul (KR)

(73) Assignee: **LG ELECTRONICS INC.**, Seoul (KR)

(**) Term: **15 Years**

(21) Appl. No.: **29/800,787**

(22) Filed: **Jul. 23, 2021**

(30) **Foreign Application Priority Data**

Jan. 26, 2021 (KR) 30-2021-0004026

(51) **LOC (13) Cl.** **15-07**

(52) **U.S. Cl.**
USPC **D15/89**; D15/80; D15/90

(58) **Field of Classification Search**

USPC D15/79-91; D6/660, 661, 672, 675.1, D6/679, 703, 705, 705.1, 705.4; D3/273, D3/294, 295, 296, 304, 901, 903; D34/12, 19
 CPC F25D 2323/021; F25D 2323/024; F25D 29/00; F25D 27/005; F25D 29/005; F25D 17/042; F25D 2325/021; F25D 11/00; F25D 11/02; F25D 11/025; F25D 23/00; F25D 23/02; F25D 23/04; F25D 23/12; F25D 23/028; F25D 25/02; F25D 25/021; F25D 25/022; F25D 25/024; F25D 25/025

See application file for complete search history.

(56) **References Cited**

U.S. PATENT DOCUMENTS

2,219,833 A * 10/1940 Atchison F25D 25/021 312/351
 D281,850 S * 12/1985 Morin D7/698
 D527,901 S * 9/2006 Selsted D9/418
 D677,289 S * 3/2013 Seo D15/90
 D766,634 S * 9/2016 Nilsson D6/705
 D800,800 S * 10/2017 Park D15/89
 D873,870 S * 1/2020 Kim F25D 11/00 D15/89
 D887,488 S * 6/2020 Bakker D19/77
 10,835,040 B1 * 11/2020 El-Sayed A47B 88/975
 D922,147 S * 6/2021 Joseph D6/705
 2007/0113565 A1 * 5/2007 Evans F25D 17/042 62/176.1
 2013/0264928 A1 * 10/2013 Hong A47B 88/75 312/404

(Continued)

Primary Examiner — Calvin E Vansant

Assistant Examiner — Mark T. Philipps

(74) *Attorney, Agent, or Firm* — Birch, Stewart, Kolasch & Birch, LLP

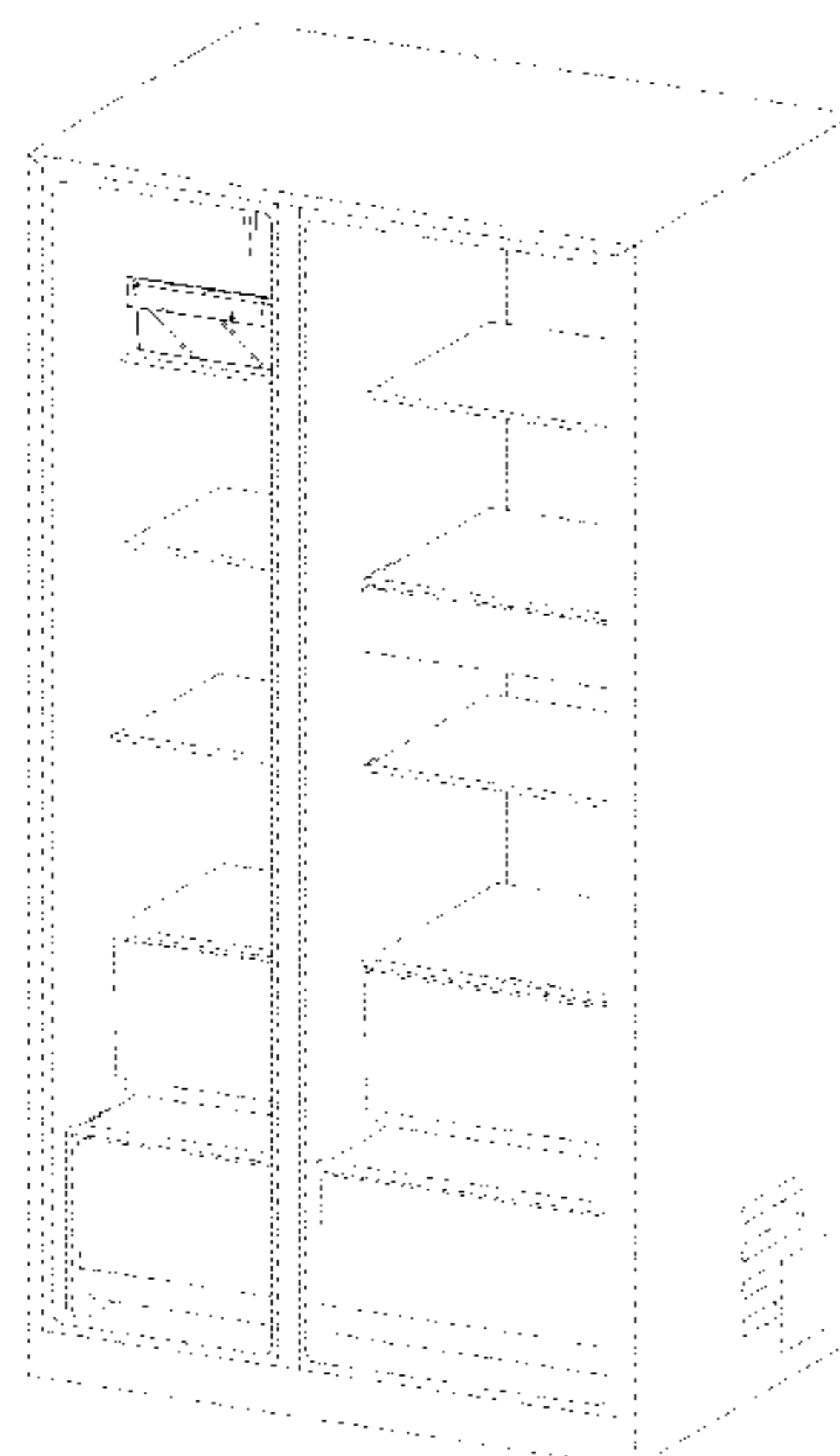
(57) **CLAIM**

The ornamental design for a refrigerator, as shown and described.

DESCRIPTION

FIG. 1 is a right-upper perspective view of the refrigerator showing our new design;
 FIG. 2 is a left-upper perspective view thereof;
 FIG. 3 is a right-lower perspective view thereof;
 FIG. 4 is a left-lower perspective view thereof;
 FIG. 5 is a front view thereof;
 FIG. 6 is a back view thereof;
 FIG. 7 is a left side view thereof;
 FIG. 8 is a right side view thereof;
 FIG. 9 is a top plan view thereof; and,
 FIG. 10 is a bottom plan view thereof.
 The broken lines depict portions of the refrigerator that form no part of the claimed design.

1 Claim, 10 Drawing Sheets



(56)

References Cited

U.S. PATENT DOCUMENTS

2013/0270986 A1* 10/2013 Min F25D 25/025
220/361
2018/0187941 A1* 7/2018 An F25C 5/08
2019/0107320 A1* 4/2019 Kwon F25D 25/02
2022/0049893 A1* 2/2022 Goepfel F25D 25/025

* cited by examiner

FIG. 1

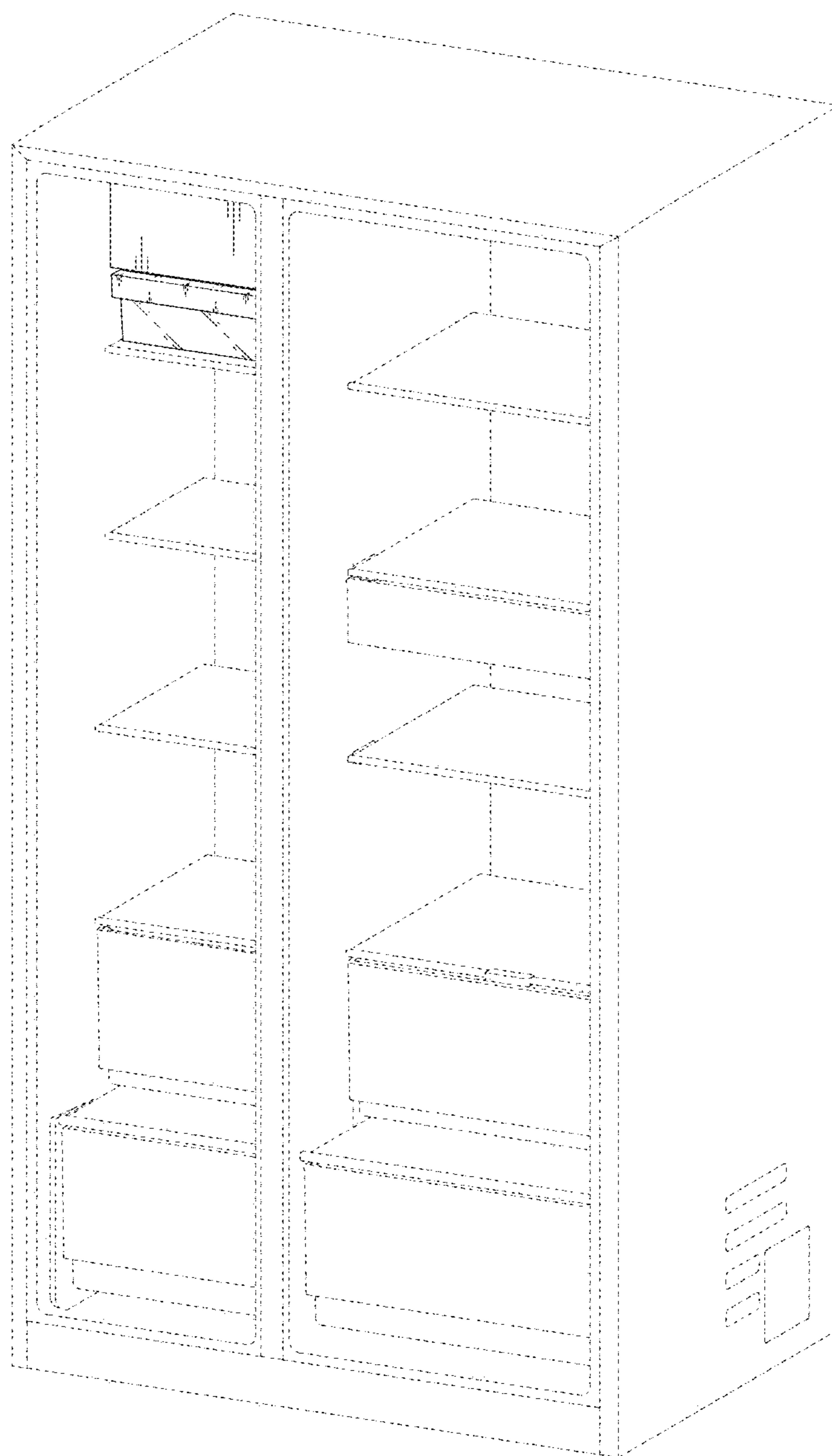


FIG. 2

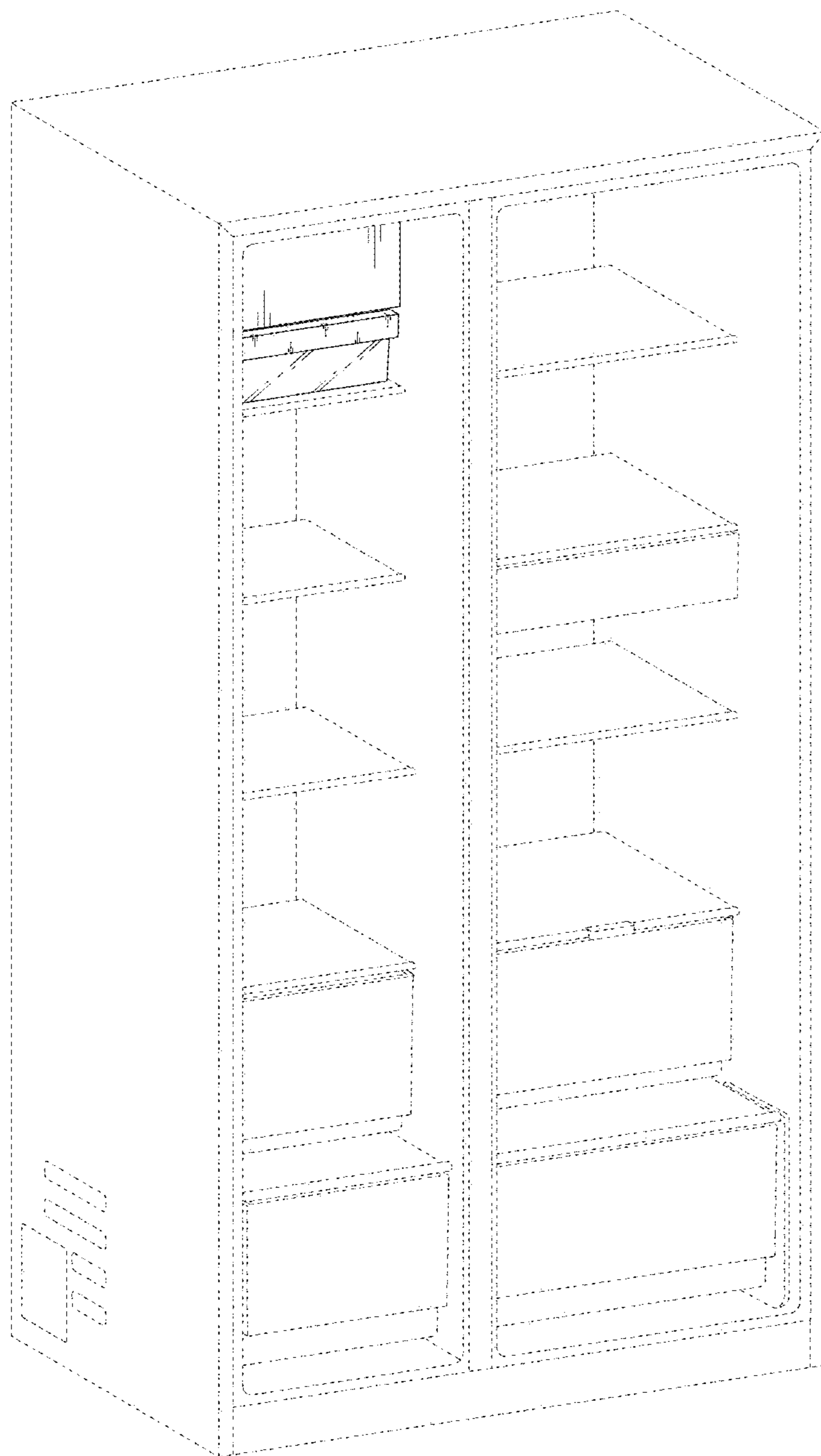


FIG. 3

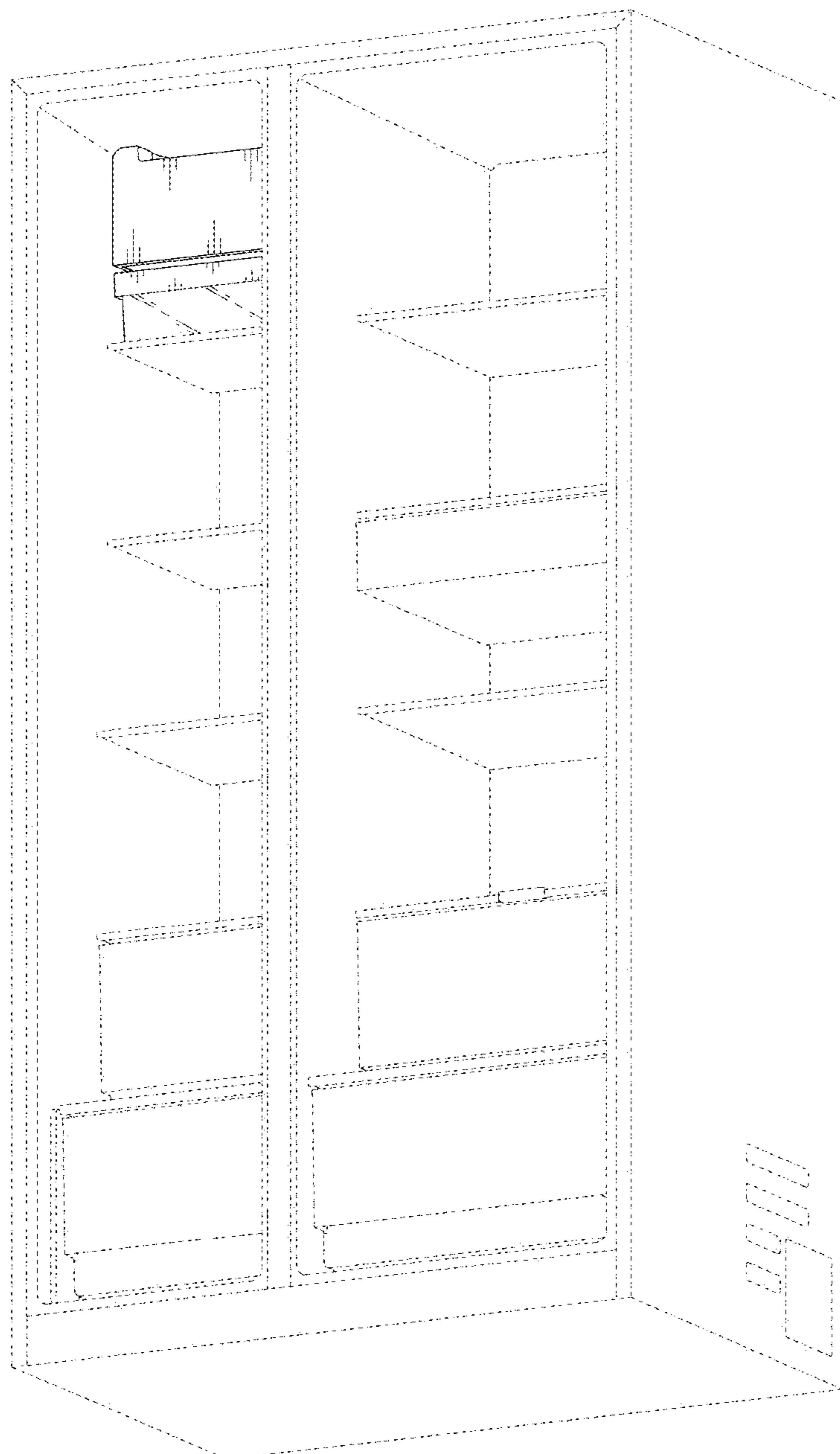


FIG. 4

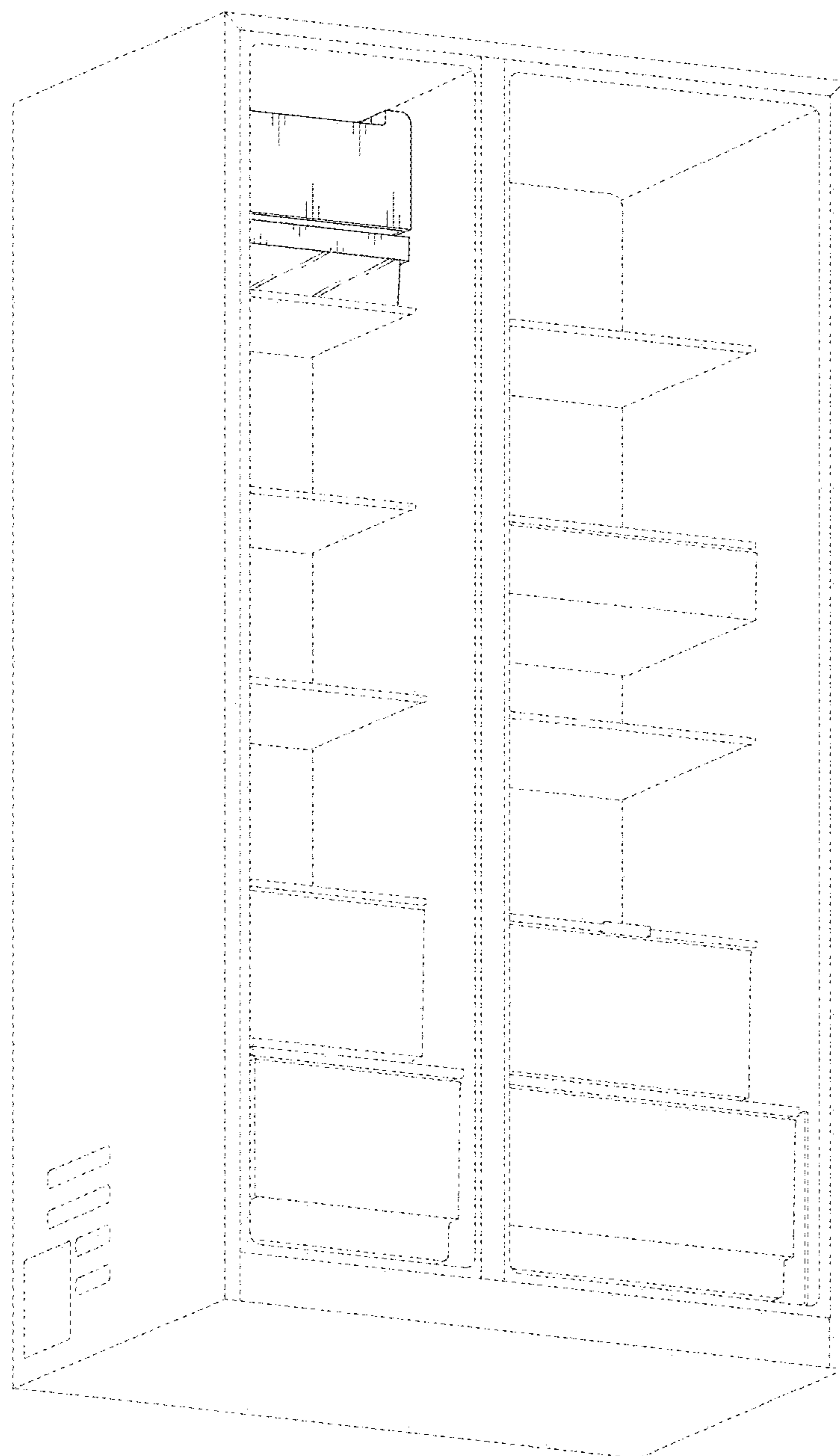


FIG. 5




FIG. 6




FIG. 7



FIG. 8



FIG. 9




FIG. 10

