



US00D969826S

(12) **United States Design Patent** (10) **Patent No.:** **US D969,826 S**  
**Fang et al.** (45) **Date of Patent:** **\*\* Nov. 15, 2022**

(54) **DISPLAY SCREEN OR PORTION THEREOF WITH AN ANIMATED GRAPHICAL USER INTERFACE**

(71) Applicant: **BEIJING KONGMING TECHNOLOGY CO., LTD.**, Beijing (CN)

(72) Inventors: **Lei Fang**, Beijing (CN); **Heli Song**, Beijing (CN)

(73) Assignee: **BEIJING KONGMING TECHNOLOGY CO., LTD.**, Beijing (CN)

(\*\*) Term: **15 Years**

(21) Appl. No.: **29/779,881**

(22) Filed: **Apr. 21, 2021**

(30) **Foreign Application Priority Data**

Oct. 23, 2020 (CN) ..... 202030634861.1

(51) **LOC (13) Cl.** ..... **14-04**

(52) **U.S. Cl.**  
USPC ..... **D14/485**

(58) **Field of Classification Search**

USPC ..... D14/485–495  
 CPC .... G06F 3/048; G06F 3/0481; G06F 3/04812; G06F 3/04815; G06F 3/04817; G06F 3/0482; G06F 3/0483; G06F 3/0484; G06F 3/04842; G06F 3/04845; G06F 3/04847; G06F 3/0485; G06F 3/04855; G06F 3/0486; G06F 3/0487; G06F 3/0488; G06F 3/04883; G06F 3/04886

See application file for complete search history.

(56) **References Cited**

**U.S. PATENT DOCUMENTS**

D606,080 S \* 12/2009 Murchie ..... D14/485  
 D666,209 S \* 8/2012 Cranfill ..... D14/486

D738,909 S \* 9/2015 Herold ..... D14/488  
 D752,078 S \* 3/2016 Guesnon, Jr. .... D14/486  
 D870,140 S \* 12/2019 Kane ..... D14/487  
 D873,856 S \* 1/2020 Tamayo ..... D14/492  
 D884,740 S \* 5/2020 Youngblood ..... D14/492  
 D900,845 S \* 11/2020 Tomori ..... D14/486  
 D914,705 S \* 3/2021 Paul ..... D14/485  
 D921,001 S \* 6/2021 Cinek ..... D14/485  
 D924,904 S \* 7/2021 Cho ..... D14/485  
 D924,912 S \* 7/2021 Broughton ..... D14/486  
 D938,980 S \* 12/2021 Braica ..... D14/488  
 D940,199 S \* 1/2022 Zhou ..... D14/492

(Continued)

**FOREIGN PATENT DOCUMENTS**

CN 306579703 \* 2/2021

*Primary Examiner* — Daniel J Domino

(74) *Attorney, Agent, or Firm* — BakerHostetler

(57) **CLAIM**

We claim the ornamental design for a display screen or portion thereof with an animated graphical user interface, as shown and described.

**DESCRIPTION**

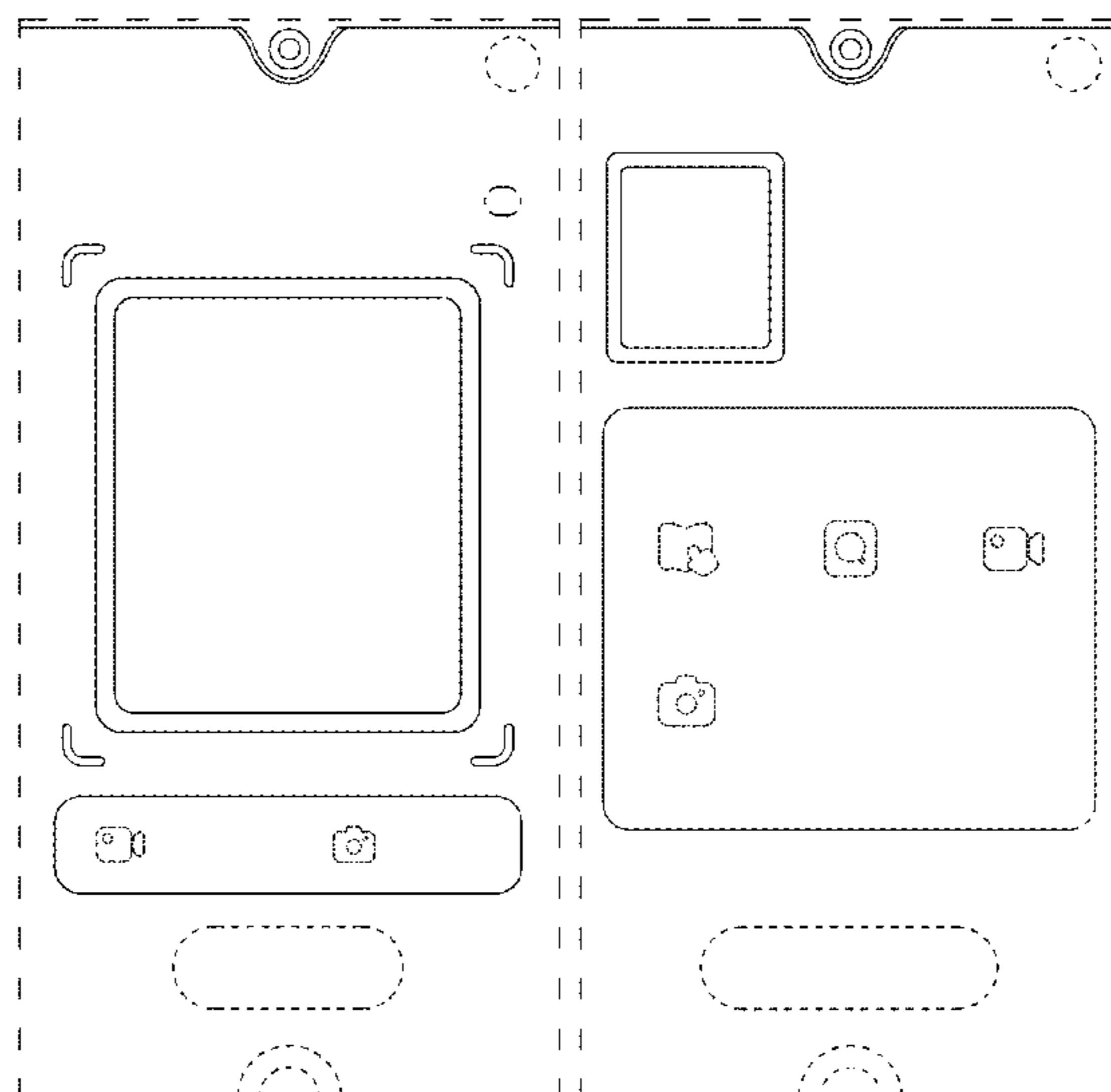
FIG. 1 is a front view of a first image in a sequence for a display screen or portion thereof with an animated graphical user interface showing our new design; and,

FIG. 2 is a front view of a second image thereof.

The outermost broken line rectangle illustrates a display screen or portion thereof and forms no part of the claimed design. The remaining broken lines illustrate portions of the animated graphical user interface that form no part of the claimed design.

The appearance of the transitional image sequentially transitions between the images shown in FIGS. 1-2. The process or period in which one image transitions to another forms no part of the claimed design.

**1 Claim, 1 Drawing Sheet**



(56)

**References Cited**

U.S. PATENT DOCUMENTS

D945,453	S	*	3/2022	Grecia .....	D14/485
D954,077	S	*	6/2022	Rahate .....	D14/485
D957,415	S	*	7/2022	Rahate .....	D14/485
D957,432	S	*	7/2022	Bridgers .....	D14/492
D958,810	S	*	7/2022	Lee .....	D14/485
D958,818	S	*	7/2022	Kim .....	D14/488

\* cited by examiner

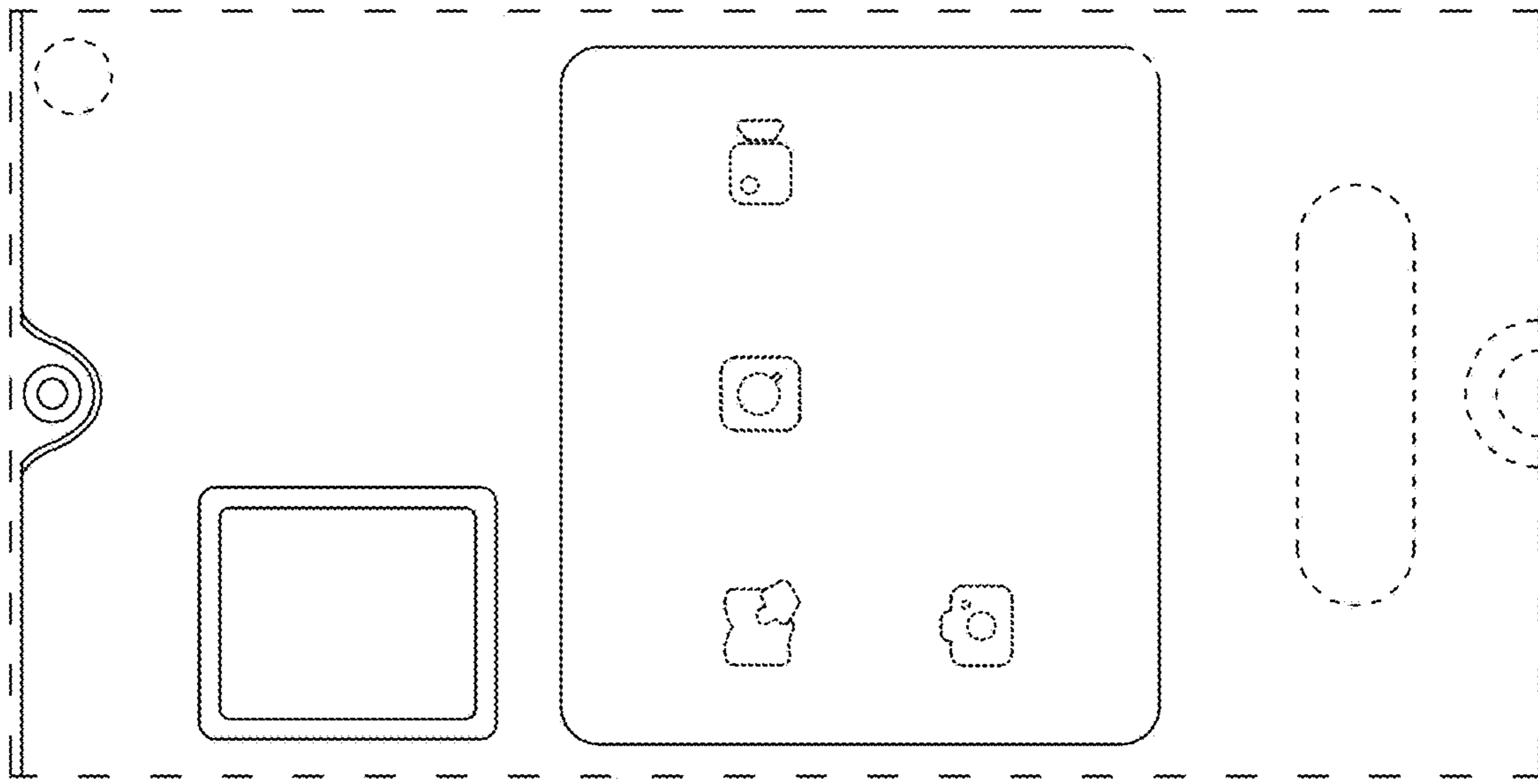


FIG. 2

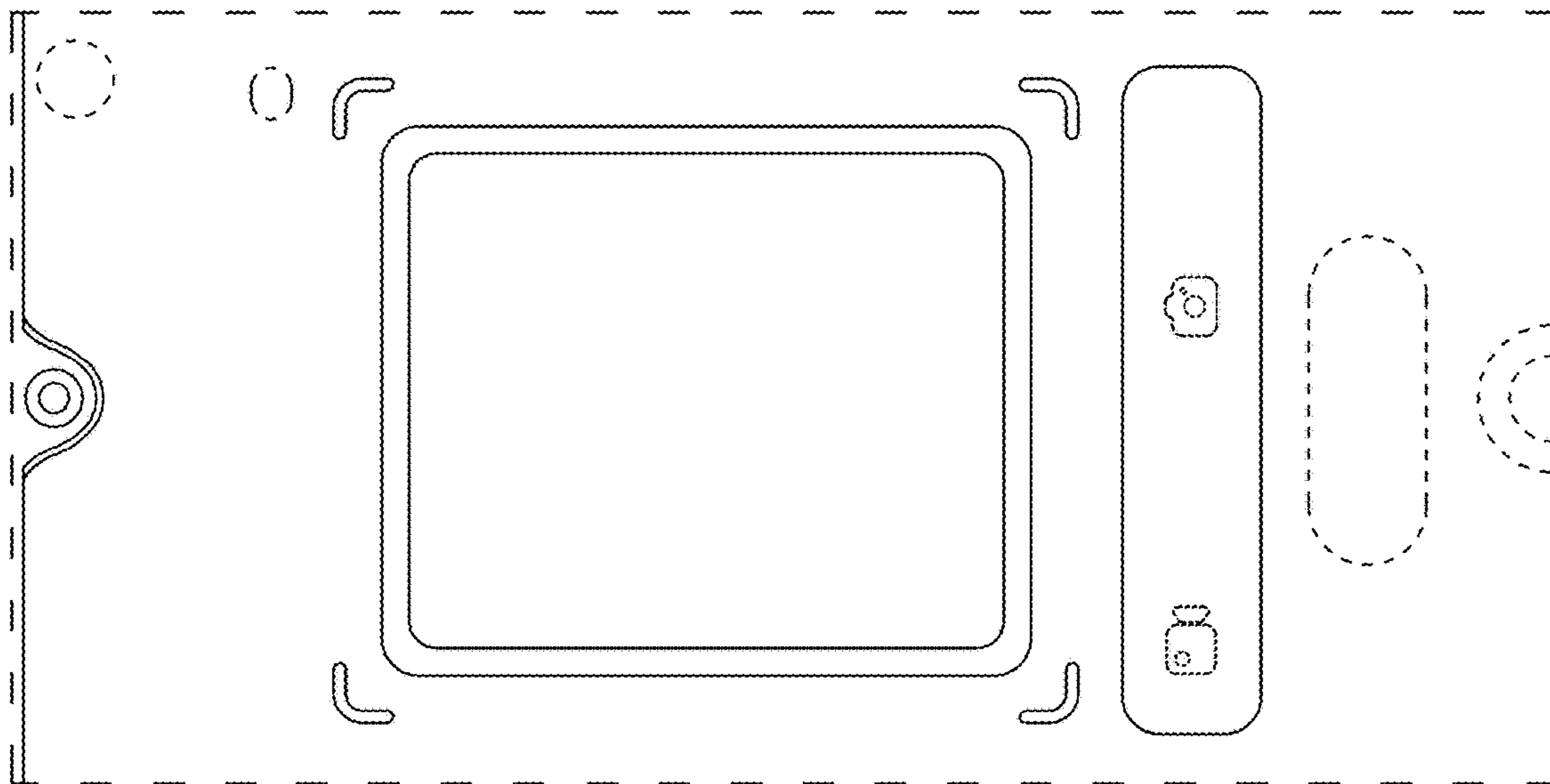


FIG. 1