



US00D969777S

(12) **United States Design Patent** (10) **Patent No.:** **US D969,777 S**
Ito (45) **Date of Patent:** **** Nov. 15, 2022**

(54) **MIXING CONSOLE**

(71) Applicant: **YAMAHA CORPORATION,**
Hamamatsu (JP)

(72) Inventor: **Masafumi Ito,** Hamamatsu (JP)

(73) Assignee: **YAMAHA CORPORATION,**
Hamamatsu (JP)

(**) Term: **15 Years**

(21) Appl. No.: **29/754,870**

(22) Filed: **Oct. 15, 2020**

(30) **Foreign Application Priority Data**

May 1, 2020 (JP) 2020-008878 D

(51) **LOC (13) Cl.** **14-01**

(52) **U.S. Cl.**
USPC **D14/217**

(58) **Field of Classification Search**
USPC D14/217, 239, 388; D13/164, 163, 162,
D13/173, 168, 174, 177, 184, 199;
D21/324, 669, 828
CPC .. H04S 3/008; H04R 3/12; H04R 5/04; H04R
2420/07; G06F 3/167
See application file for complete search history.

(56) **References Cited**

U.S. PATENT DOCUMENTS

D325,204 S * 4/1992 Ito D14/162
D325,383 S * 4/1992 Ito D14/217
D325,580 S * 4/1992 Ito D14/217
D375,747 S * 11/1996 East D14/217
5,675,557 A * 10/1997 Hubinger G11B 27/34
D401,242 S * 11/1998 Mackie D14/217
D420,332 S * 2/2000 Lee D13/163
D433,673 S * 11/2000 Ito D14/217
D442,944 S * 5/2001 Page D14/217
D448,024 S * 9/2001 Kim D14/337

D455,731 S * 4/2002 Mackie D14/217
D493,162 S * 7/2004 Amiya D14/217
D511,767 S * 11/2005 Ishizaki D14/188
D554,623 S * 11/2007 Wussler D14/217
D555,639 S * 11/2007 Amiya D14/217
D569,370 S * 5/2008 Wussler D14/217

(Continued)

FOREIGN PATENT DOCUMENTS

JP D1446249 * 7/2012
KR 3009370970004 * 12/2017

OTHER PUBLICATIONS

Allen & Heath, first available Dec. 16, 2017 [online], [retrieved Feb. 11, 2022]. Available from the Internet, URL:<https://www.amazon.com/dp/B0789XWVSH/ref=cm_sw_em_r_mt_dp_Y0MZ56AKPN5D1AMF87WD>. (Year: 2017).*

(Continued)

Primary Examiner — Dana K Weiland
Assistant Examiner — Russell Carnell Smith, Jr.
(74) *Attorney, Agent, or Firm* — Sughrue Mion, PLLC

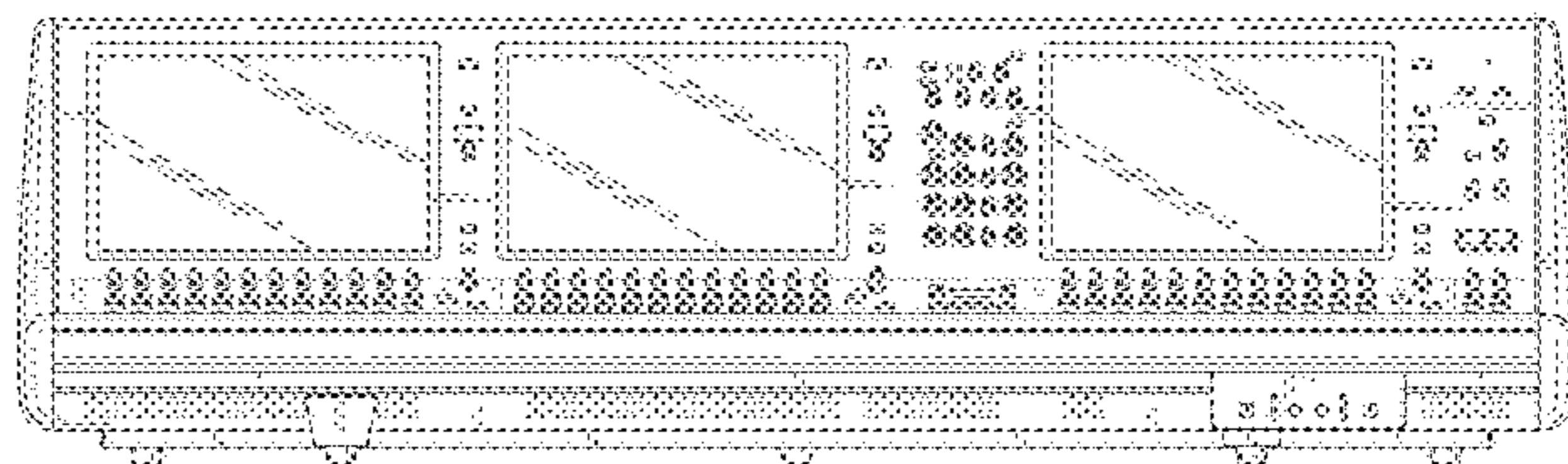
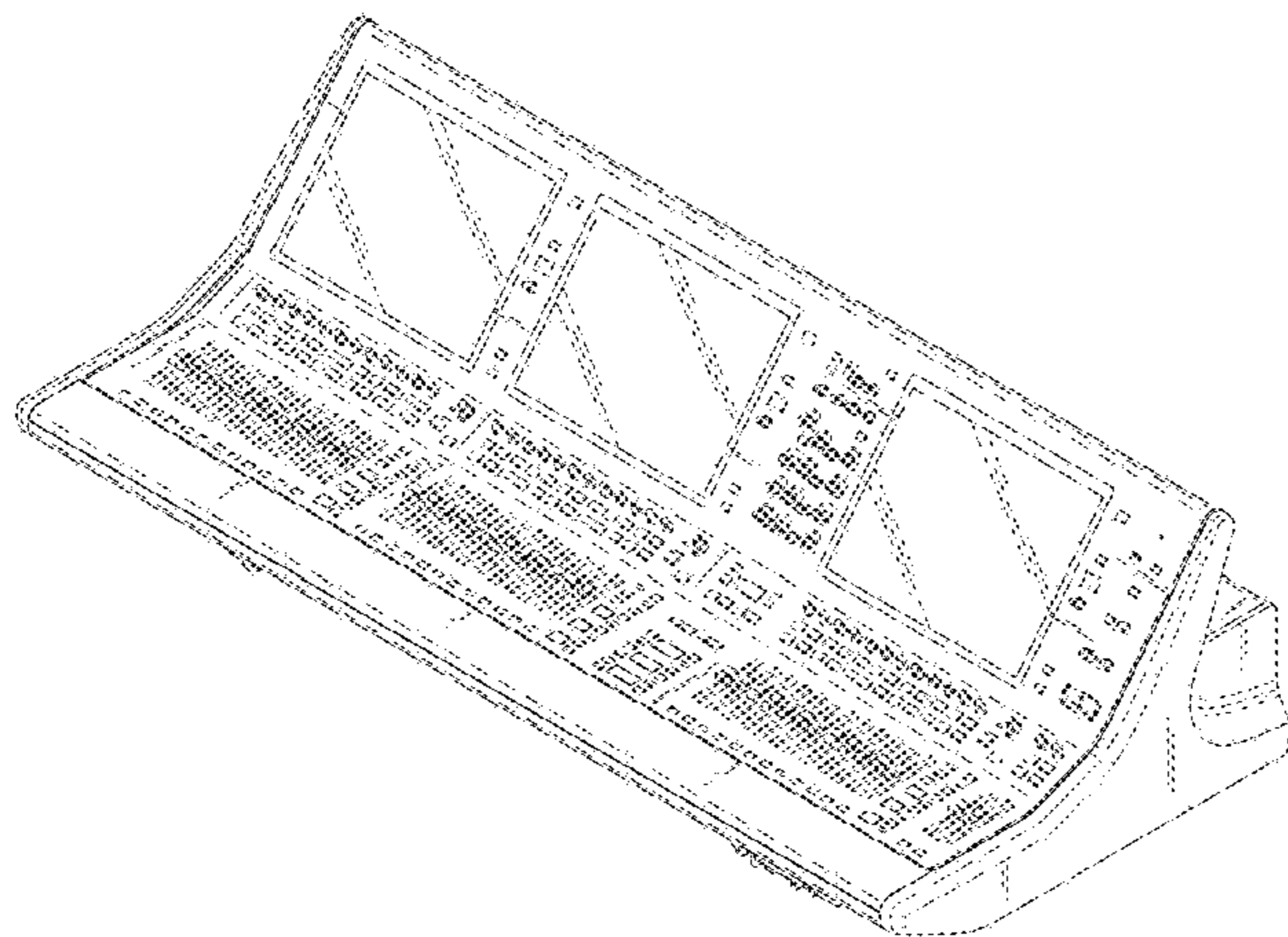
(57) **CLAIM**

The ornamental design for a mixing console, as shown and described.

DESCRIPTION

FIG. 1 is a perspective view of the front, top and right side of a mixing console showing my new design;
FIG. 2 is a front view thereof;
FIG. 3 is a rear view thereof;
FIG. 4 is a left side view thereof;
FIG. 5 is a right side view thereof;
FIG. 6 is a top view thereof; and,
FIG. 7 is a bottom view thereof.
The broken lines shown in the figures depict portions of the mixing console that form no part of the claimed design.

1 Claim, 5 Drawing Sheets



(56)

References Cited

U.S. PATENT DOCUMENTS

D588,580 S * 3/2009 Chisholm D14/217
 D607,438 S * 1/2010 Ito D14/217
 D609,220 S * 2/2010 Ito D14/217
 D616,866 S * 6/2010 Ito D14/217
 D616,868 S * 6/2010 Ito D14/217
 D643,411 S * 8/2011 Siegrist D14/217
 D680,519 S * 4/2013 Ito D14/217
 D692,414 S * 10/2013 Ito D14/217
 D721,353 S * 1/2015 Money D14/217
 D730,324 S * 5/2015 Ito D14/217
 D747,699 S * 1/2016 Mattioli D14/217
 D748,607 S * 2/2016 Ito D14/217
 D760,196 S * 6/2016 O'Donnell D14/217
 D769,226 S * 10/2016 Ito D14/217
 D778,261 S * 2/2017 Ito D14/217
 D778,262 S * 2/2017 Ito D14/217
 D791,737 S * 7/2017 Plattard D14/217
 D795,840 S * 8/2017 Kuramoto D14/217
 D796,481 S * 9/2017 Kuramoto D14/217

D803,814 S * 11/2017 Harms D14/217
 D806,058 S * 12/2017 Kimura D14/217
 D813,842 S * 3/2018 Kimura D14/217
 D824,880 S * 8/2018 Jackson D14/217
 D824,881 S * 8/2018 Jackson D14/217
 D827,611 S * 9/2018 Kuramoto D14/217
 D828,334 S * 9/2018 Kobayashi D14/217
 D831,614 S * 10/2018 Matsubayashi D14/217
 D840,466 S * 2/2019 Kitamura D17/99
 D846,529 S * 4/2019 Yang D14/217
 D850,411 S * 6/2019 Rowe D14/217
 D881,268 S * 4/2020 Kuramoto D17/99
 D905,013 S * 12/2020 Kuramoto D14/217

OTHER PUBLICATIONS

Tascam DP-24SD, first available Apr. 2, 2015 [online], [retrieved Feb. 11, 2022]. Available from the Internet, URL:<https://www.amazon.com/dp/B00ZVSGVA4/ref=cm_sw_em_r_mt_dp_W1V6M31KTR13NW7CXM4R>. (Year: 2015).*

* cited by examiner

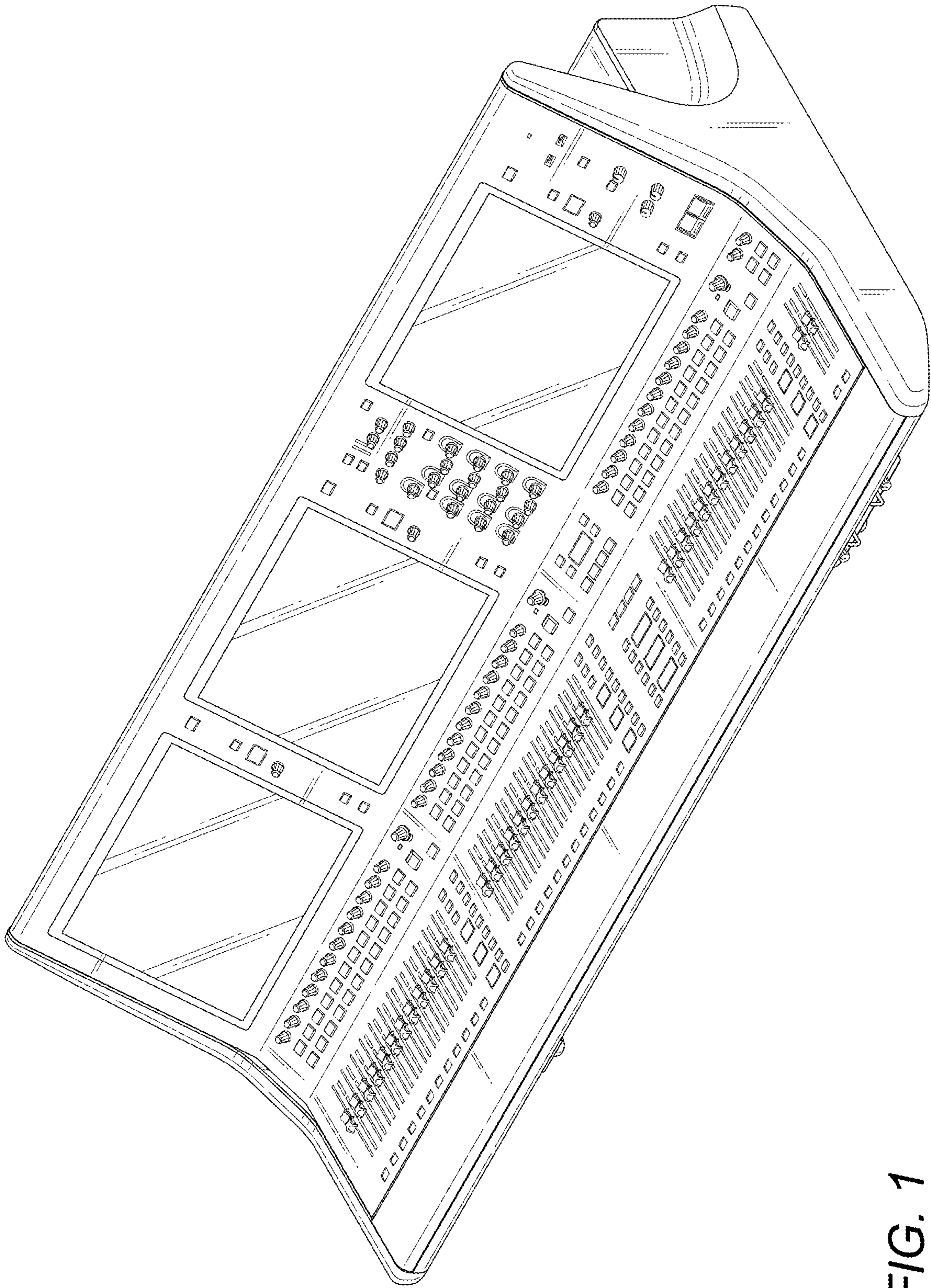


FIG. 1

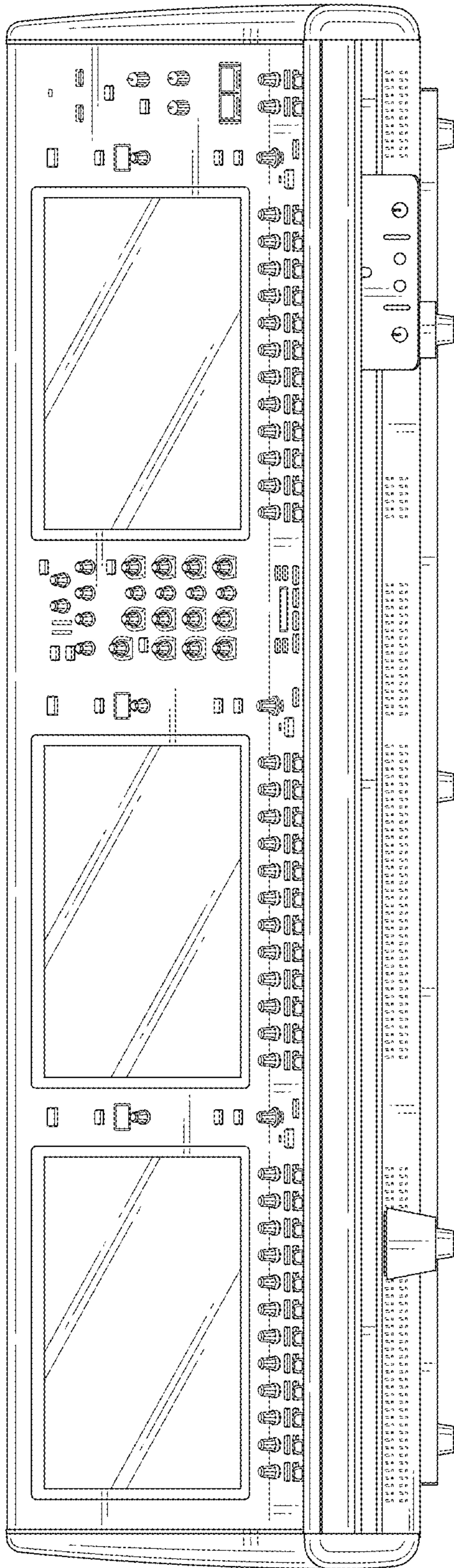


FIG. 2

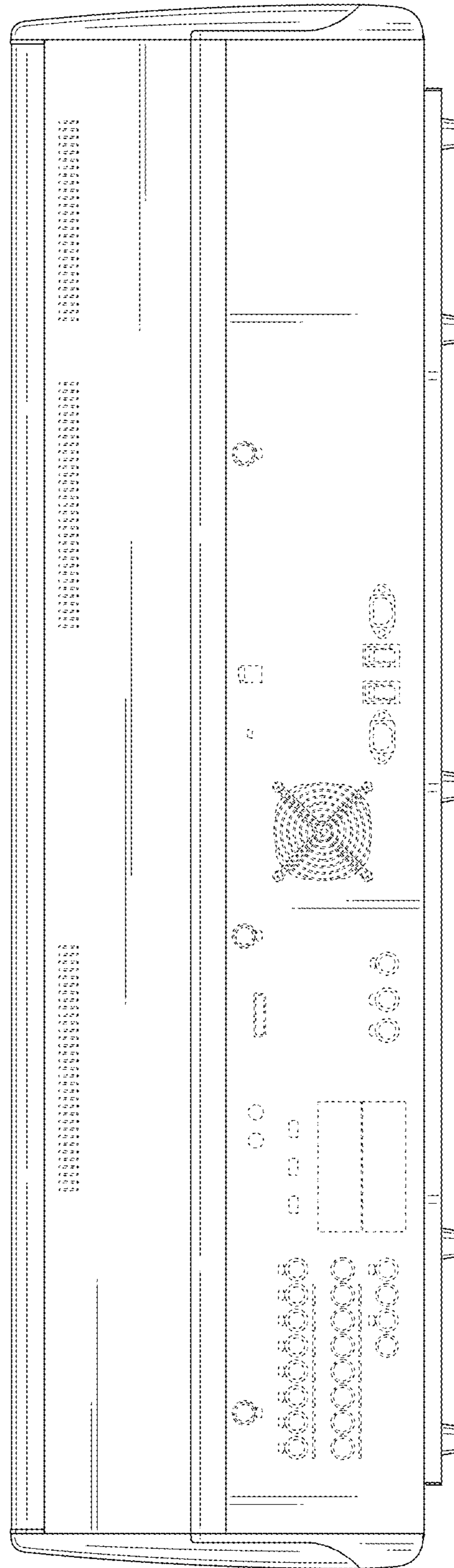


FIG. 3

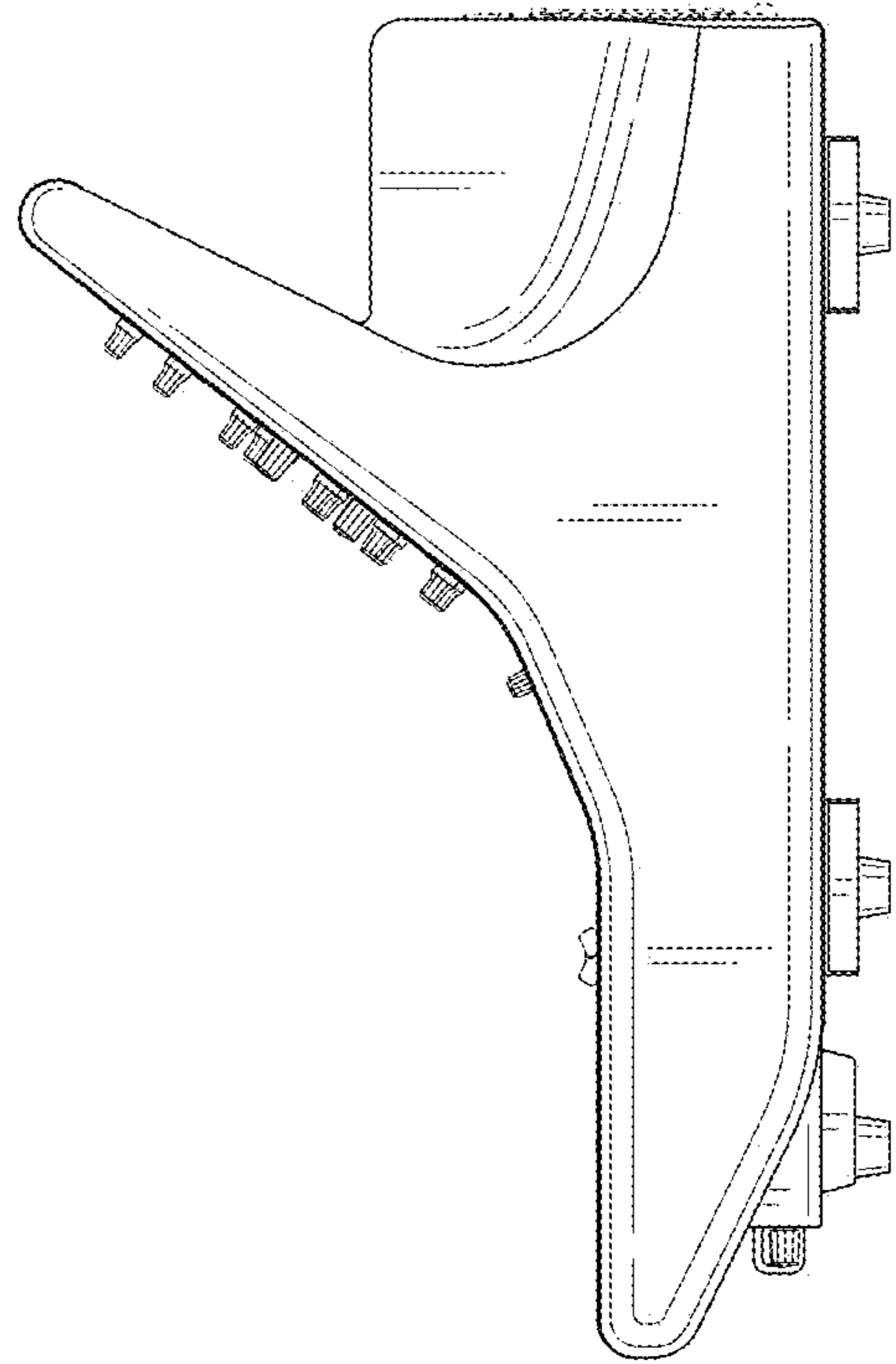


FIG. 5

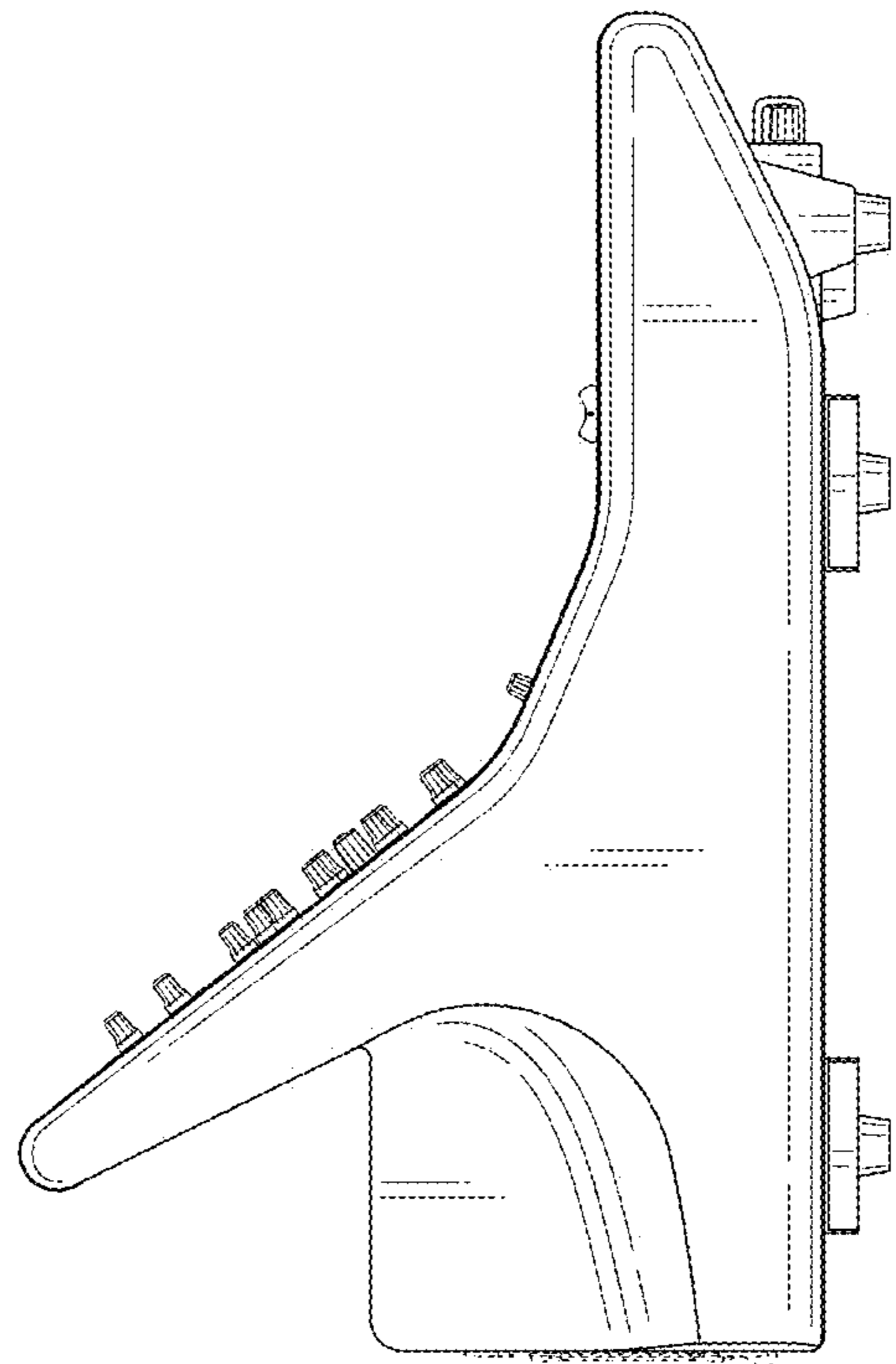


FIG. 4

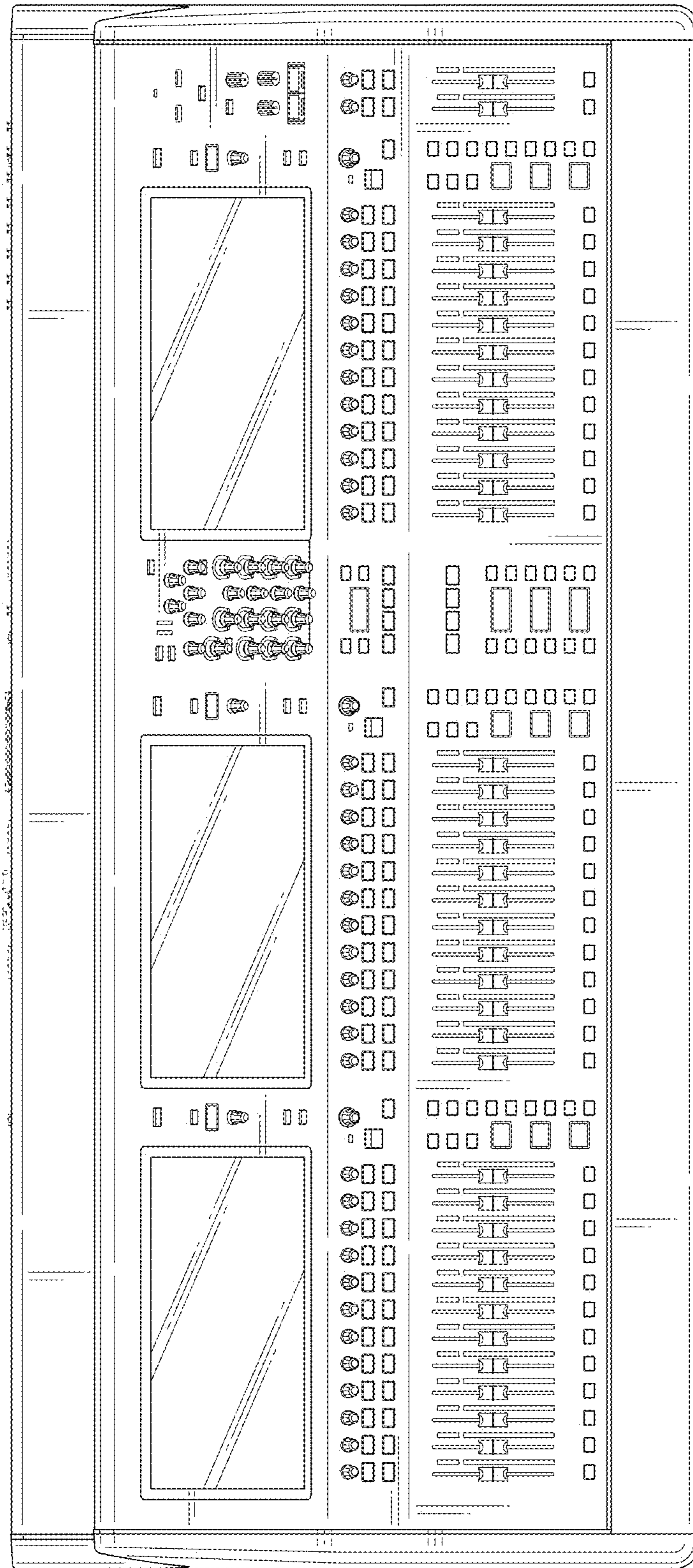


FIG. 6

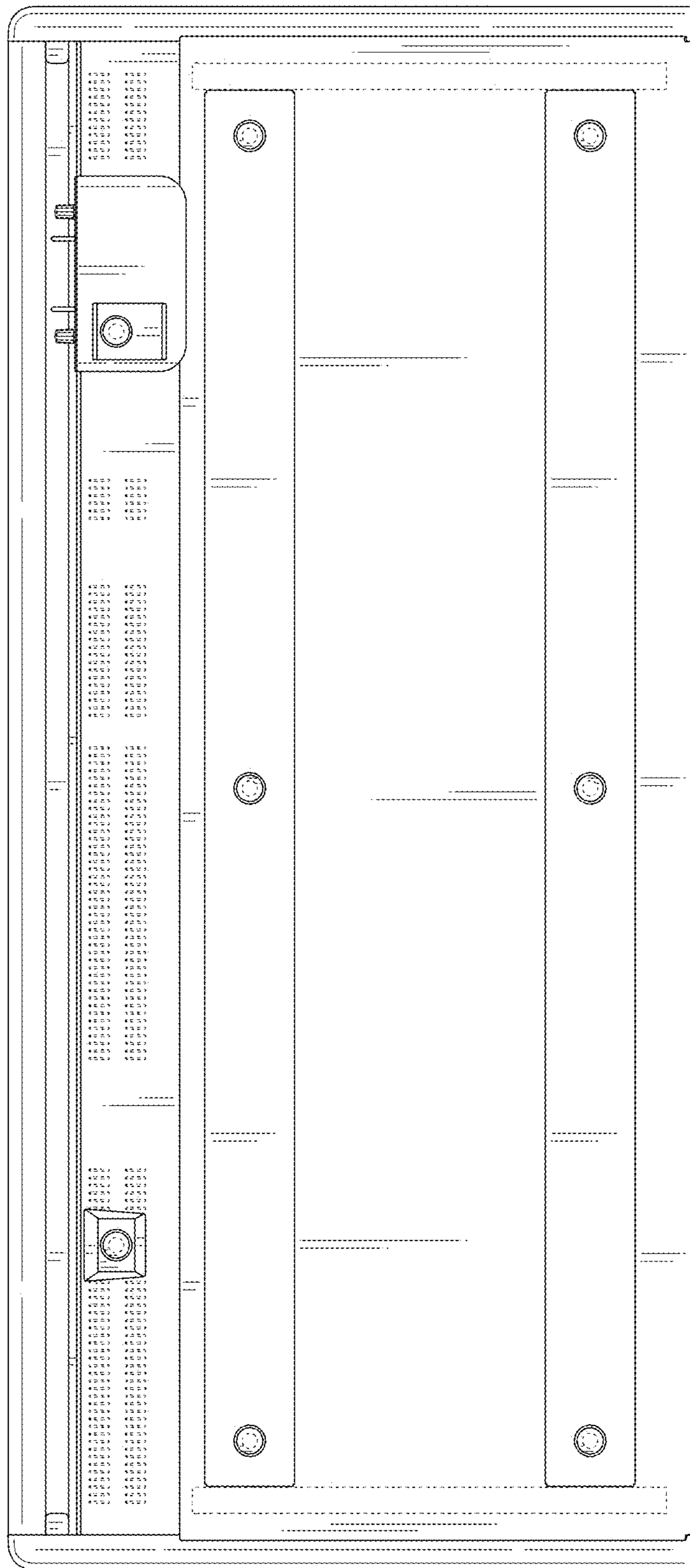


FIG. 7