

US00D969769S

(12) **United States Design Patent** (10) **Patent No.:** **US D969,769 S**  
**Li** (45) **Date of Patent:** **\*\* Nov. 15, 2022**

(54) **MOBILE PHONE**

OTHER PUBLICATIONS

(71) Applicant: **GUANGDONG OPPO MOBILE TELECOMMUNICATIONS CORP., LTD.**, Guangdong (CN)

Oppo's X 2021 rollable concept phone expands in your hand \_ Engadget, first available Nov. 17, 2020 [online], retrieved Jan. 4, 2022, available at URL: <https://www.engadget.com/oppo-x-2021-rollable-concept-phone-093038483.html> (Year: 2020).\*

(72) Inventor: **Zhen Li**, Guangdong (CN)

(Continued)

(73) Assignee: **GUANGDONG OPPO MOBILE TELECOMMUNICATIONS CORP., LTD.**, Dongguan (CN)

*Primary Examiner* — Wendy L Arminio

*Assistant Examiner* — Carrie S Gelula

(74) *Attorney, Agent, or Firm* — Young Basile Hanlon & MacFarlane, P.C.

(\*\*) Term: **15 Years**

(57) **CLAIM**

(21) Appl. No.: **29/762,857**

The ornamental design for a mobile phone, as shown and described.

(22) Filed: **Dec. 18, 2020**

**DESCRIPTION**

(30) **Foreign Application Priority Data**

Jun. 23, 2020 (CN) ..... 202030327950.1

(51) **LOC (13) Cl.** ..... **14-03**

(52) **U.S. Cl.**  
USPC ..... **D14/138 AD**

(58) **Field of Classification Search**  
USPC ..... D14/127, 138 AA, 138 AB, 138 AC, D14/138 AD, 138 C, 138 R, 138 G, 203.4,  
(Continued)

FIG. 1 is a perspective view of a mobile phone showing my new design;

FIG. 2 is another perspective view thereof;

FIG. 3 is a front elevational view thereof;

FIG. 4 is a rear elevational view thereof;

FIG. 5 is a left side elevational view thereof;

FIG. 6 is a right side elevational view thereof;

FIG. 7 is an enlarged top plan view thereof;

FIG. 8 is an enlarged bottom plan view thereof;

FIG. 9 is a perspective view of the mobile phone shown in FIG. 1 in a stretched state;

FIG. 10 is another perspective view thereof;

FIG. 11 is a front elevational view thereof;

FIG. 12 is a rear elevational view thereof;

FIG. 13 is a left side elevational view thereof;

FIG. 14 is a right side elevational view thereof;

FIG. 15 is an enlarged top plan view thereof; and,

FIG. 16 is an enlarged bottom plan view thereof.

The broken lines in the figures illustrate portions of the mobile phone that form no part of the claimed design.

The oblique shade lines in the drawings show transparency.

(56) **References Cited**

U.S. PATENT DOCUMENTS

D649,968 S \* 12/2011 Li ..... D14/341

D712,401 S \* 9/2014 Lee ..... D14/341

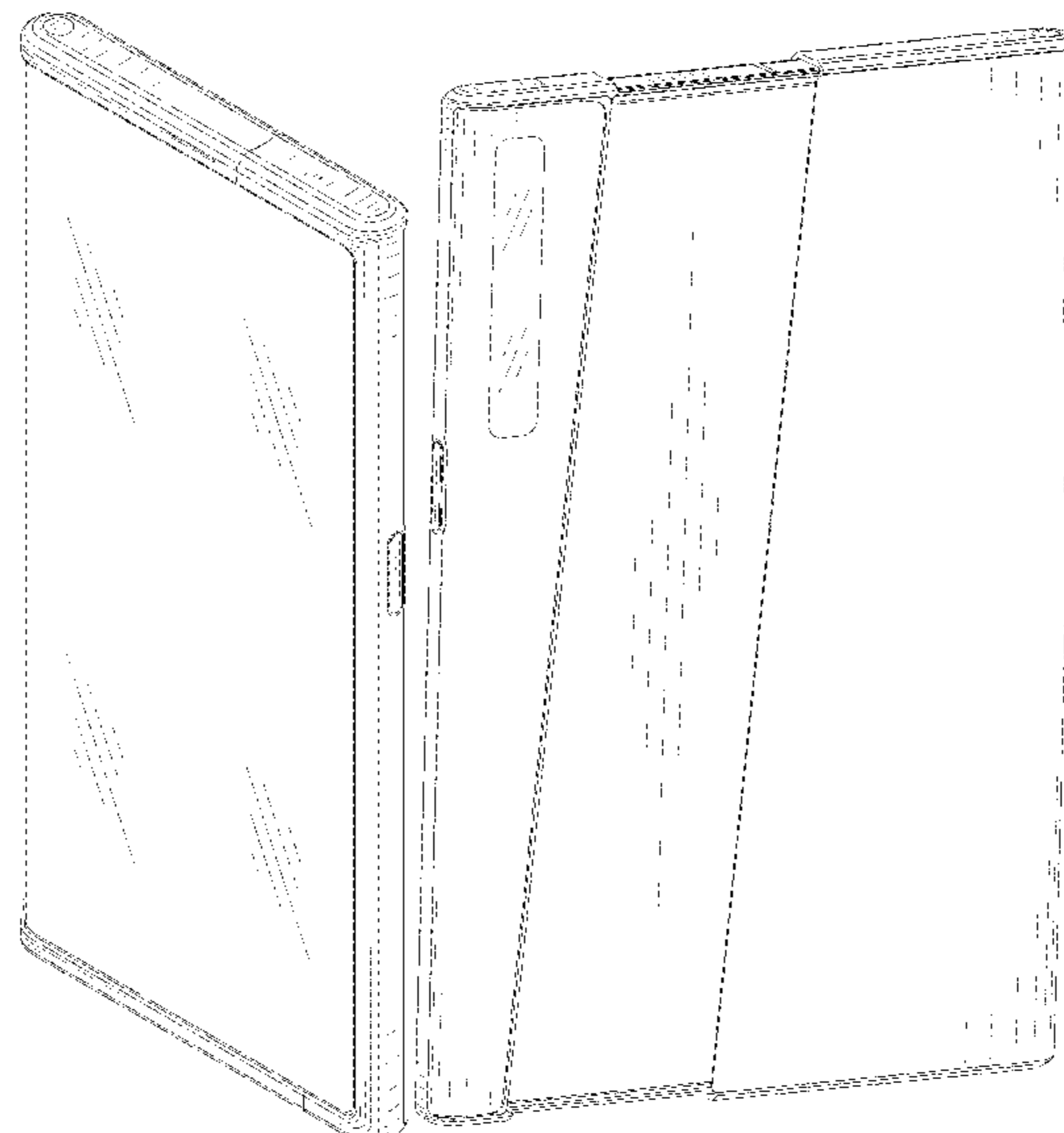
(Continued)

FOREIGN PATENT DOCUMENTS

KR 30-0803260 S 6/2018

KR 30-0803261 S 6/2018

**1 Claim, 16 Drawing Sheets**



# US D969,769 S

Page 2

(58) **Field of Classification Search**

USPC ..... D14/214, 248, 250, 315–318, 330, 341,  
D14/342, 345–347, 373, 426; D21/330  
CPC .... G06F 1/1652; G06F 1/1641; G06F 1/1647;  
H04M 1/0268  
See application file for complete search history.

D936,049 S \* 11/2021 Han ..... D14/315  
D936,626 S \* 11/2021 Lee ..... D14/138 AD  
D936,627 S \* 11/2021 Lee ..... D14/138 AD  
D940,677 S \* 1/2022 Min ..... D14/138 AD  
D940,679 S \* 1/2022 Min ..... D14/138 AD  
D940,680 S \* 1/2022 Lee ..... D14/138 AD  
2009/0137293 A1\* 5/2009 Yoo ..... H04N 7/142  
455/575.4  
2021/0181801 A1\* 6/2021 Yin ..... G06F 1/1652

(56) **References Cited**

U.S. PATENT DOCUMENTS

D795,825 S 8/2017 Kim et al.  
D801,294 S \* 10/2017 Kim ..... D14/138 G  
D902,201 S \* 11/2020 Henne ..... D14/341  
D912,045 S \* 3/2021 Han ..... D14/138 AD  
D923,598 S \* 6/2021 Lee ..... H04M 1/0268  
D14/138 AD  
D926,718 S \* 8/2021 Lee ..... G06F 1/1624  
D14/138 AD  
D926,754 S \* 8/2021 Han ..... D14/138 AD  
D933,625 S \* 10/2021 Lee ..... D14/138 AD

OTHER PUBLICATIONS

TCL debuts concept smartphone with flexible roll-out display \_  
VentureBeat, first available Mar. 5, 2020 [online], retrieved Apr. 6,  
2022, available at URL: <https://venturebeat.com/2020/03/05/tcl-debuts-concept-smartphone-with-flexible-roll-out-display/> (Year: 2020).  
Japanese Notice of Allowance with English Translation for JP  
Application 2020-027345 dated Jun. 8, 2021. (2 pages).

\* cited by examiner




FIG. 1

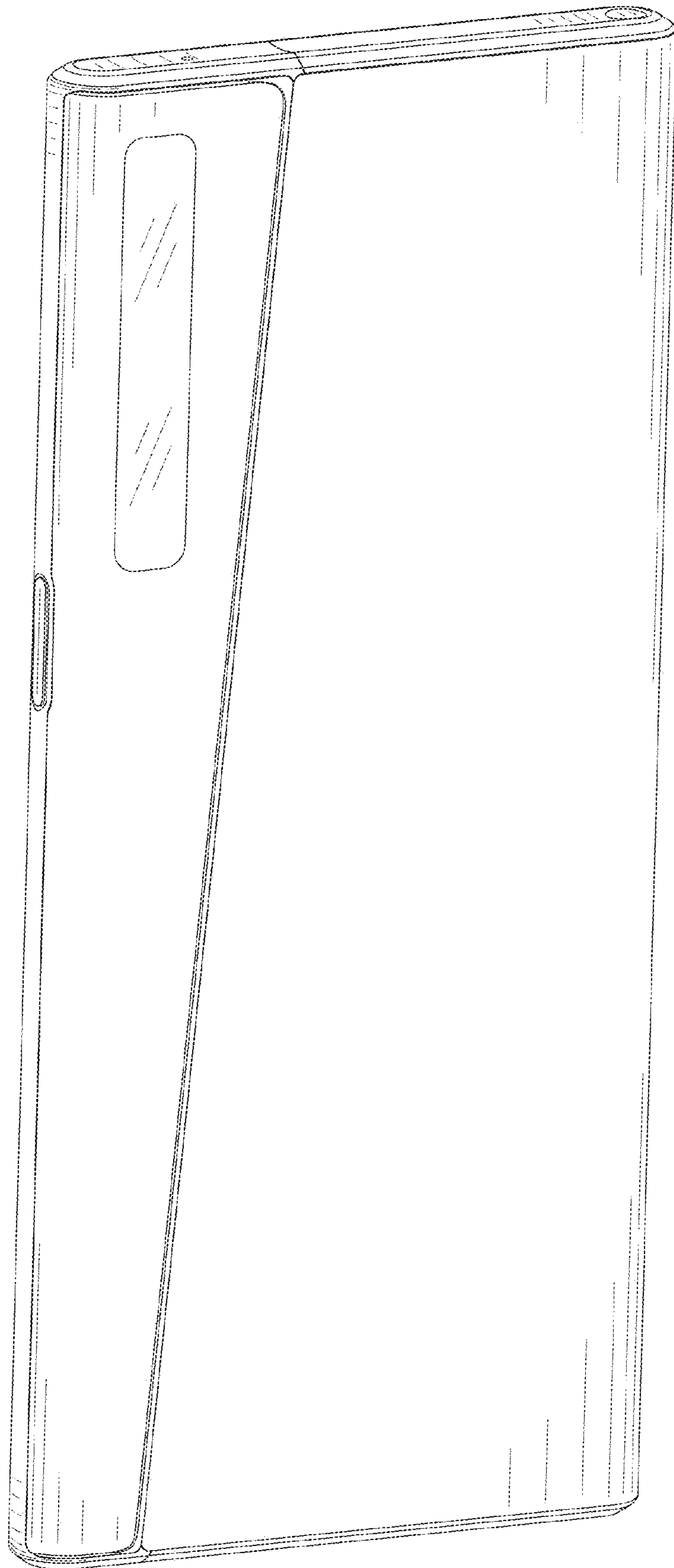


FIG. 2






FIG. 3

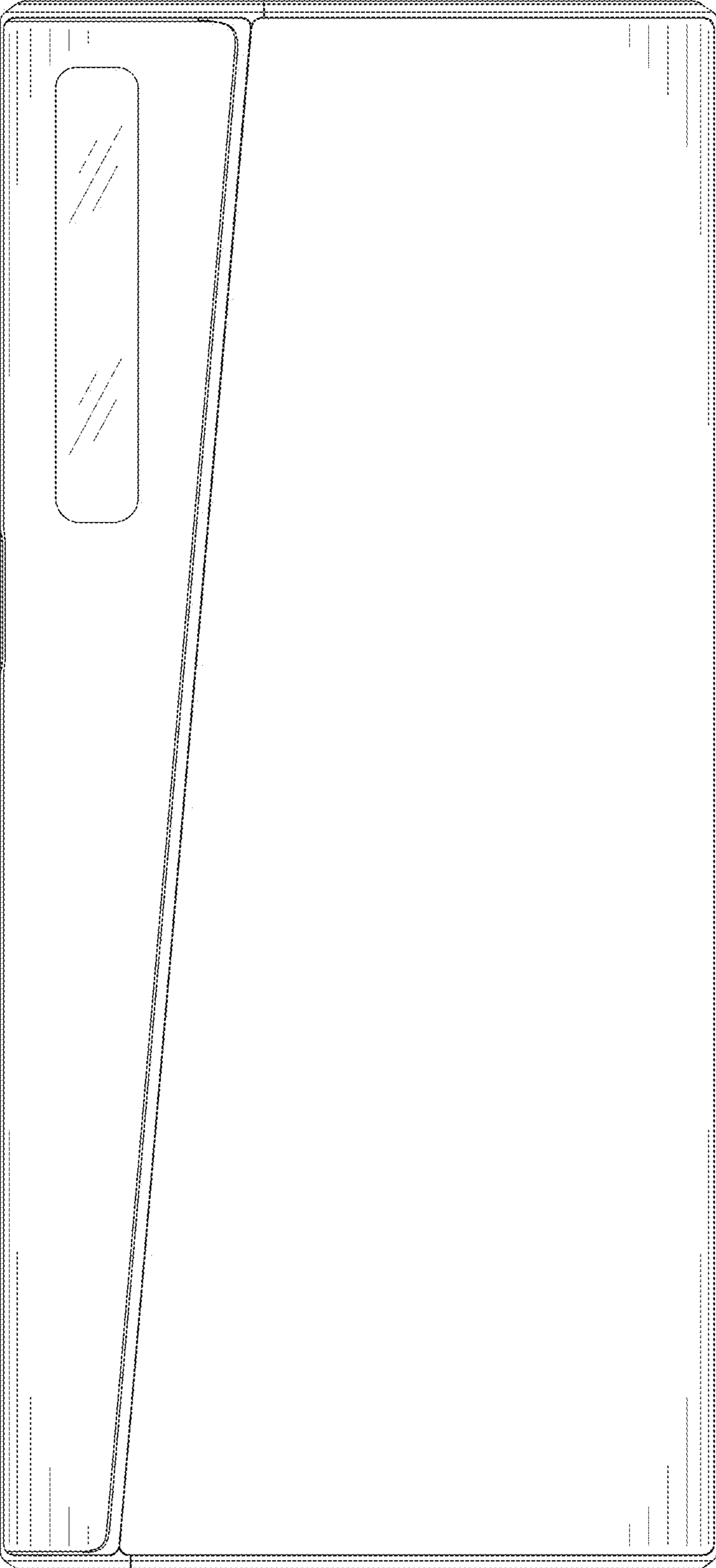


FIG. 4




FIG. 5




FIG. 6






FIG. 7

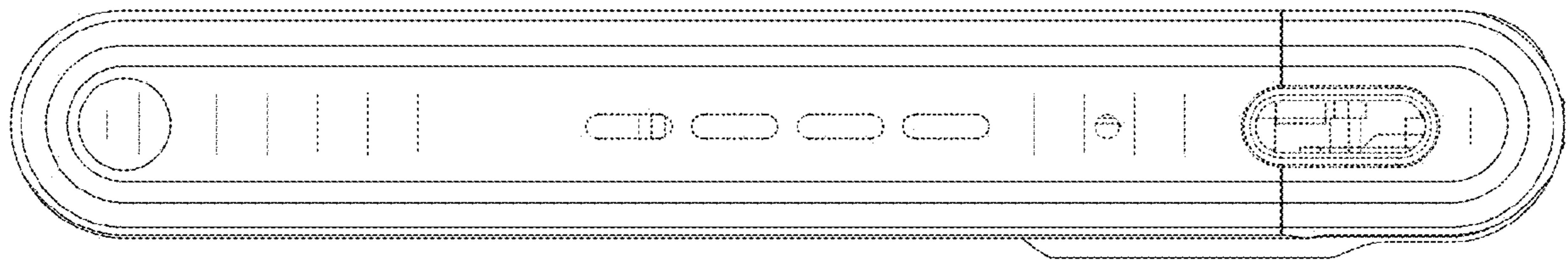


FIG. 8




FIG. 9




FIG. 10




FIG. 11






FIG. 12




FIG. 13




FIG. 14

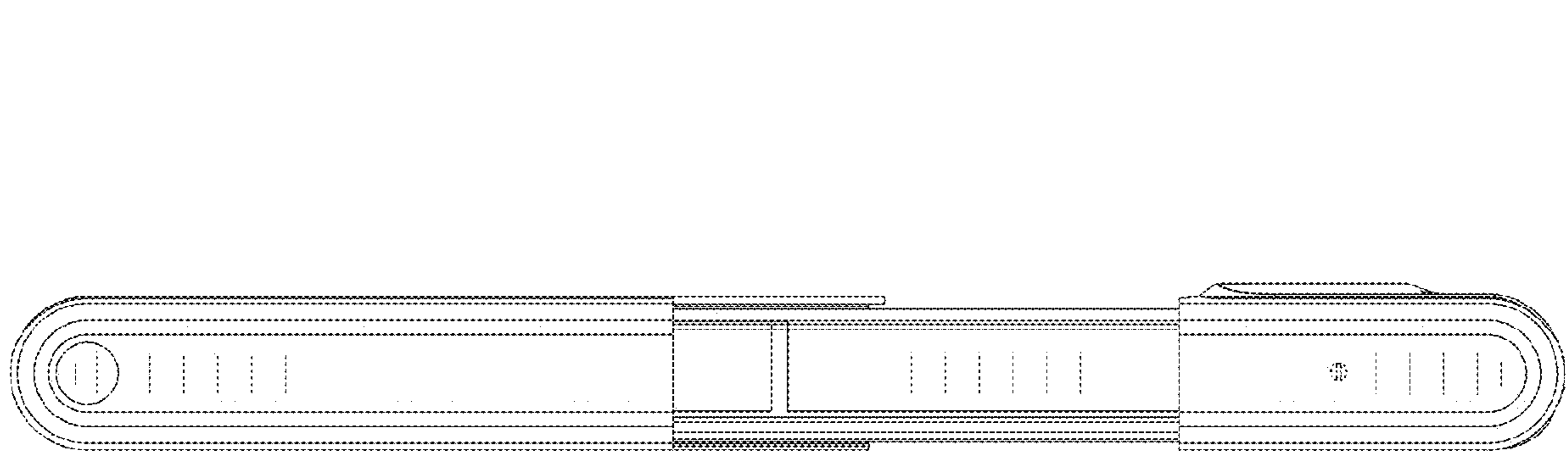


FIG. 15

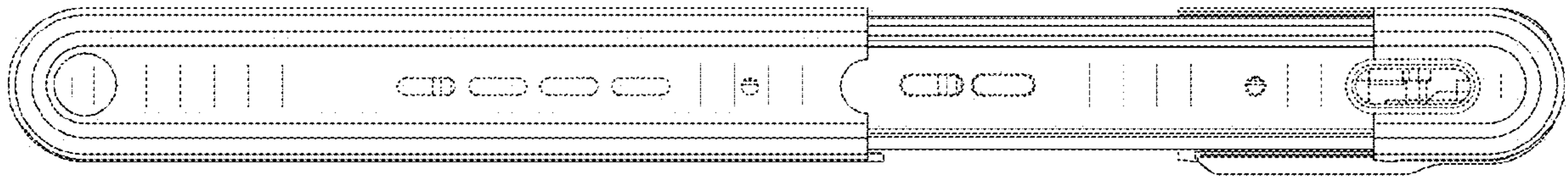


FIG. 16