

US00D969759S

(12) **United States Design Patent** (10) **Patent No.:** **US D969,759 S**  
**Dimberg et al.** (45) **Date of Patent:** **\*\* \*Nov. 15, 2022**

(54) **ILLUMINATED CONTROL DEVICE**

(71) Applicant: **Lutron Technology Company LLC**,  
Coopersburg, PA (US)

(72) Inventors: **Chris Dimberg**, Easton, PA (US);  
**Jason C. Killo**, Emmaus, PA (US);  
**Daniel L. Twaddell**, Allentown, PA  
(US)

(73) Assignee: **Lutron Technology Company LLC**,  
Coopersburg, PA (US)

(\*) Notice: This patent is subject to a terminal dis-  
claimer.

(\*\*) Term: **15 Years**

(21) Appl. No.: **29/794,822**

(22) Filed: **Jun. 15, 2021**

**Related U.S. Application Data**

(63) Continuation of application No. 29/708,558, filed on  
Oct. 8, 2019, now Pat. No. Des. 924,820, which is a  
continuation of application No. 29/566,959, filed on  
Jun. 3, 2016, now Pat. No. Des. 868,009.

(51) **LOC (13) Cl.** ..... **13-03**

(52) **U.S. Cl.**  
USPC ..... **D13/174**

(58) **Field of Classification Search**  
USPC ..... D13/162, 168, 171, 173, 174; D8/353  
(Continued)

(56) **References Cited**

**U.S. PATENT DOCUMENTS**

5,392,388 A 2/1995 Gibson  
D556,938 S 12/2007 Russello et al.  
(Continued)

**OTHER PUBLICATIONS**

Legrand® / Pass & Seymour®, P&S Dimmers—DR Series Bro-  
chure, 2010, 2 pages.

(Continued)

*Primary Examiner* — Selina Sikder  
(74) *Attorney, Agent, or Firm* — Saidman DesignLaw  
Group, LLC

(57) **CLAIM**

The ornamental design for an illuminated control device, as  
shown and described.

**DESCRIPTION**

FIG. 1 is a front perspective view of an illuminated control  
device showing a first state in a sequence showing our new  
design;

FIG. 2 is a front view thereof;

FIG. 3 is a left side view thereof;

FIG. 4 is a right side view thereof;

FIG. 5 is a top view thereof;

FIG. 6 is a bottom view thereof;

FIG. 7 is a front view showing a second state thereof;

FIG. 8 is a front view showing a third state thereof;

FIG. 9 is a front view showing a first state in a sequence  
comprising a second embodiment thereof;

FIG. 10 is a left side view thereof;

FIG. 11 is a right side view thereof;

FIG. 12 is a top view thereof;

FIG. 13 is a bottom view thereof;

FIG. 14 is a front view showing a second state thereof; and,

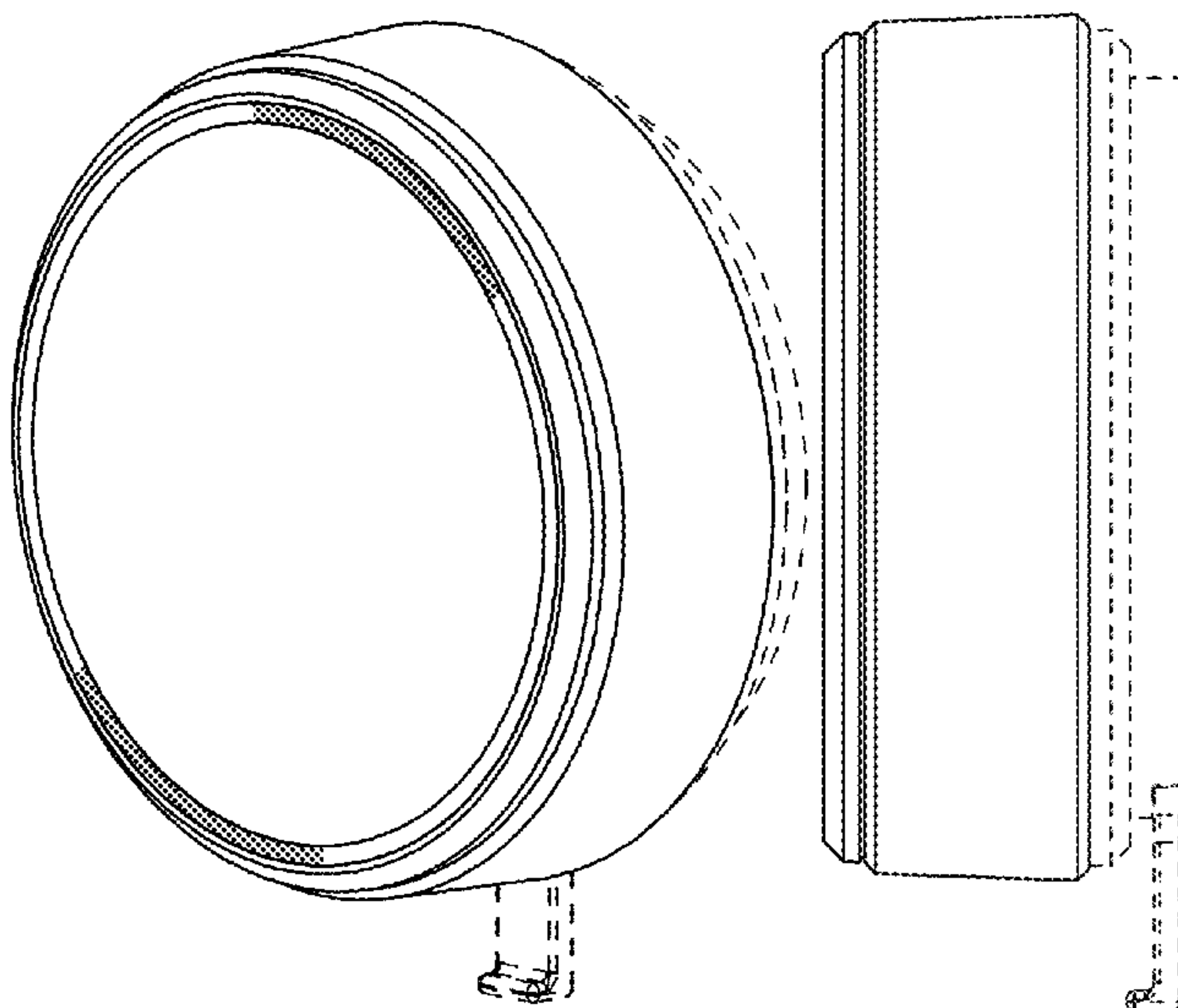
FIG. 15 is a front view showing a third state thereof.

The gray shaded elements depict illumination.

The dashed broken lines illustrate structure or features  
which form no part of the claimed design; the broken lines  
themselves form no part of the claimed design.

In each of the embodiments, the claimed design sequentially  
transitions from the first state to the last state in the  
sequence. The period with which one image transitions to  
another image forms no part of the claimed design.

**1 Claim, 8 Drawing Sheets**





- (58) **Field of Classification Search**  
 CPC ..... H01H 3/12; H01H 3/122; H01H 9/02;  
 H01H 9/16; H01H 9/18; H01H 9/181;  
 H01H 9/182; H01H 13/023; H01H 13/04;  
 H01H 13/06; H01H 13/14; H01H  
 2009/187; H05B 33/0803; H05B 33/0863;  
 H05B 39/02; H05B 39/04; H05B 39/085;  
 H05B 39/086; H05B 39/088; G08C  
 17/02; H03K 17/962  
 See application file for complete search history.

2017/0235383	A1*	8/2017	Goss .....	F24C 7/082 345/184
2017/0278383	A1	9/2017	Dimberg et al.	
2017/0280533	A1	9/2017	Dimberg et al.	
2017/0352506	A1	12/2017	Dimberg	
2017/0354012	A1	12/2017	Bard et al.	
2017/0354021	A1	12/2017	Dimberg et al.	
2017/0354022	A1	12/2017	Dimberg et al.	
2017/0354023	A1*	12/2017	Dimberg .....	G05G 1/105
2018/0005742	A1	1/2018	Newman, Jr. et al.	
2018/0116039	A1	4/2018	Harte et al.	
2021/0050164	A1	2/2021	Altonen et al.	
2022/0149840	A1*	5/2022	Rogge .....	H03K 17/955

(56) **References Cited**

U.S. PATENT DOCUMENTS

D558,692	S	1/2008	Neveu	
D633,231	S	2/2011	Morrison	
D633,644	S	3/2011	Sprengers	
D647,227	S	10/2011	Kaule et al.	
D668,375	S	10/2012	Daniels	
D669,499	S	10/2012	Gardner et al.	
D673,703	S	1/2013	Davies	
8,786,196	B2	7/2014	Biery et al.	
D727,928	S	4/2015	Allison et al.	
D729,970	S	5/2015	Jepson	
D739,872	S	9/2015	Bang et al.	
D744,535	S	12/2015	Shin et al.	
D748,648	S	2/2016	Kim et al.	
D752,072	S	3/2016	Song	
D755,037	S	5/2016	Czerwinski, Jr. et al.	
D759,877	S	6/2016	Hewitt et al.	
D761,277	S	7/2016	Harvell	
D761,812	S	7/2016	Motamedi	
D762,716	S	8/2016	Yang et al.	
D763,308	S	8/2016	Wang et al.	
D770,076	S	10/2016	Li et al.	
D776,717	S	1/2017	Asai	
D777,200	S	1/2017	Luo et al.	
D777,367	S	1/2017	Ma	
9,538,619	B2	1/2017	Swatsky et al.	
D779,977	S	2/2017	Jacob et al.	
9,565,742	B2	2/2017	Swatsky et al.	
9,633,557	B2	4/2017	Dimberg et al.	
D786,932	S	5/2017	Kim et al.	
9,746,159	B1	8/2017	Fletcher et al.	
D808,912	S	1/2018	Dimberg et al.	
D810,970	S	2/2018	Thompson et al.	
D814,428	S	4/2018	Dimberg et al.	
10,041,639	B1	8/2018	Thompson et al.	
10,109,181	B2	10/2018	Dimberg et al.	
D837,168	S	1/2019	Altonen et al.	
D837,169	S	1/2019	Altonen et al.	
D868,009	S *	11/2019	Dimberg .....	D13/174
D868,010	S	11/2019	Bard et al.	
D872,775	S	1/2020	Becke et al.	
D892,750	S	8/2020	Dimberg et al.	
D908,643	S	1/2021	Dimberg et al.	
D924,820	S *	7/2021	Dimberg .....	D13/174
D924,821	S *	7/2021	Bard .....	D13/174
D935,422	S *	11/2021	Knauss .....	D13/174
D951,211	S *	5/2022	Dimberg .....	D13/174
2004/0109304	A1	6/2004	Yokoyama et al.	
2007/0057922	A1	3/2007	Schultz et al.	
2007/0136679	A1	6/2007	Yang	
2010/0175971	A1	7/2010	Kim et al.	
2013/0242531	A1	9/2013	Urayama	
2013/0328500	A1	12/2013	Toda	
2014/0117871	A1	5/2014	Swatsky et al.	
2015/0371534	A1*	12/2015	Dimberg .....	G08C 17/02 340/12.5
2016/0128586	A1	5/2016	Parton et al.	
2016/0196635	A1	7/2016	Cho	
2016/0212368	A1	7/2016	Zhang et al.	
2017/0185240	A1	6/2017	Delrosario et al.	

OTHER PUBLICATIONS

Legrand®, Dimmers Brochure, 2015, 18 pages.  
 Lumenpulse™, Lumentone™ Specification Sheet, 2013, 4 pages.  
 Lumenpulse™, Lumentone™ Installation Instructions, 2013, 1 page.  
 Lumenpulse™, Lumentone™ Quick Reference Guide, 2015, 3 pages.  
 LTech, LED Controller Touch RGB DMX/RF 4 Zones—DX8, <<http://ltech-led.eu/en/dmx/1293-led-controller-touch-dx8-dmx.htm>>, available at least as early as Jun. 3, 2016.  
 Diode LED, DMX Wall Mount Controller, <<https://www.diodeled.com/dmx-wall-mount-controller.html>>, available at least as early as Jun. 3, 2016.  
 Fontana Fountains, Glass-Touch RGB Controller, <<http://www.fontanafountains.com/products/underwater-illumination/thSMARTLED-luminaires/glass-touch-rgb-controller>>, available at least as early as Jun. 3, 2016.  
 Super Bright LEDs INC., Wall Mount Touch Color RGB Controller, <<https://www.superbrightleds.com/moreinfo/controllers/wall-mount-touch-color-rgb-controller-dynamic-color-changing-modes-3-amps-per-channel/1484/#/tab/Reviews>>, available at least as early as Jun. 3, 2016.  
 Milight, RGBW Remote, <<http://www.milight.com/milight-rgbw-remote/>>, available at least as early as Jun. 3, 2016.  
 RGBZone, DC 12V-24V Wall-mounted Touch Panel Switch Controller Full Color LED Dimmer, <[https://www.amazon.com/RGBZONE-12V-24V-Wall-mounted-Switch-Controller/dp/B00RCEHNOI/ref-pd\\_sbs\\_60\\_2?encoding=UTF8&pd\\_rd\\_i=B00RCEHNOI&pd\\_rd\\_r=XAXCT73G8T7VPD0HJDWK&pd\\_rd\\_w=2Fpri&pd\\_rd\\_wg=q5f29&pvc=1&refRID=XAXCT73G8T7VPD0HJDWK](https://www.amazon.com/RGBZONE-12V-24V-Wall-mounted-Switch-Controller/dp/B00RCEHNOI/ref-pd_sbs_60_2?encoding=UTF8&pd_rd_i=B00RCEHNOI&pd_rd_r=XAXCT73G8T7VPD0HJDWK&pd_rd_w=2Fpri&pd_rd_wg=q5f29&pvc=1&refRID=XAXCT73G8T7VPD0HJDWK)>, available at least as early as Jun. 3, 2016.  
 EPBOWPT, DC 12-24V Wall-mounted Glass Touch Panel Full-color Dimmer Controller, <[https://www.aliexpress.com/store/product/DUMVOIN-Wall-mounted-Glass-Touch-Panel-Full-color-Dimmer-Controller-Wall-Switch-DC-12-24V-for/1916528\\_32542963626.html](https://www.aliexpress.com/store/product/DUMVOIN-Wall-mounted-Glass-Touch-Panel-Full-color-Dimmer-Controller-Wall-Switch-DC-12-24V-for/1916528_32542963626.html)>, available at least as early as Jun. 3, 2016.  
 Google Developers, ‘Bridging the physical and digital. Imagine the possibilities. ATAP—Google I/O 2016,’ youtube.com [online], May 20, 2016 [retrieved May 5, 2017]. Retrieved from Internet: <<https://www.youtube.com/watch?v=8LO59eN9om4>>.  
 A Studios, ‘A Studios Lumenpulse lighting tutorial 1,’ youtube.com [online], Apr. 23, 2016 [retrieved May 5, 2017]. Retrieved from Internet: <<https://www.youtube.com/watch?v=IHv4-TkgYZQ>>.  
 Electronic Theatre Controls, Inc., Echo Inspire® Station Programming Guide, Software Version 2.0.1, Feb. 2015, 44 pages.  
 Electronic Theatre Controls, Inc., Echo Inspire® Control Stations, <<https://www.etccconnect.com/Products/Architectural-Systems/Echo/Control-Stations/Inspire-Control-Stations/Features.aspx>>, available from Internet at least as early as Jul. 15, 2014 [site visited May 9, 2018].  
 Electronic Theatre Controls, Inc., Echo Inspire® Control Station: 4-Button with Fader Knob, photograph taken on May 8, 2018.  
 U.S. Appl. No. 62/345,449, filed June 3, 2016 (unpublished).  
 U.S. Appl. No. 62/345,222, filed Jun. 3, 2016 (unpublished).  
 U.S. Appl. No. 29/597,335, filed Mar. 16, 2017 (unpublished).

\* cited by examiner

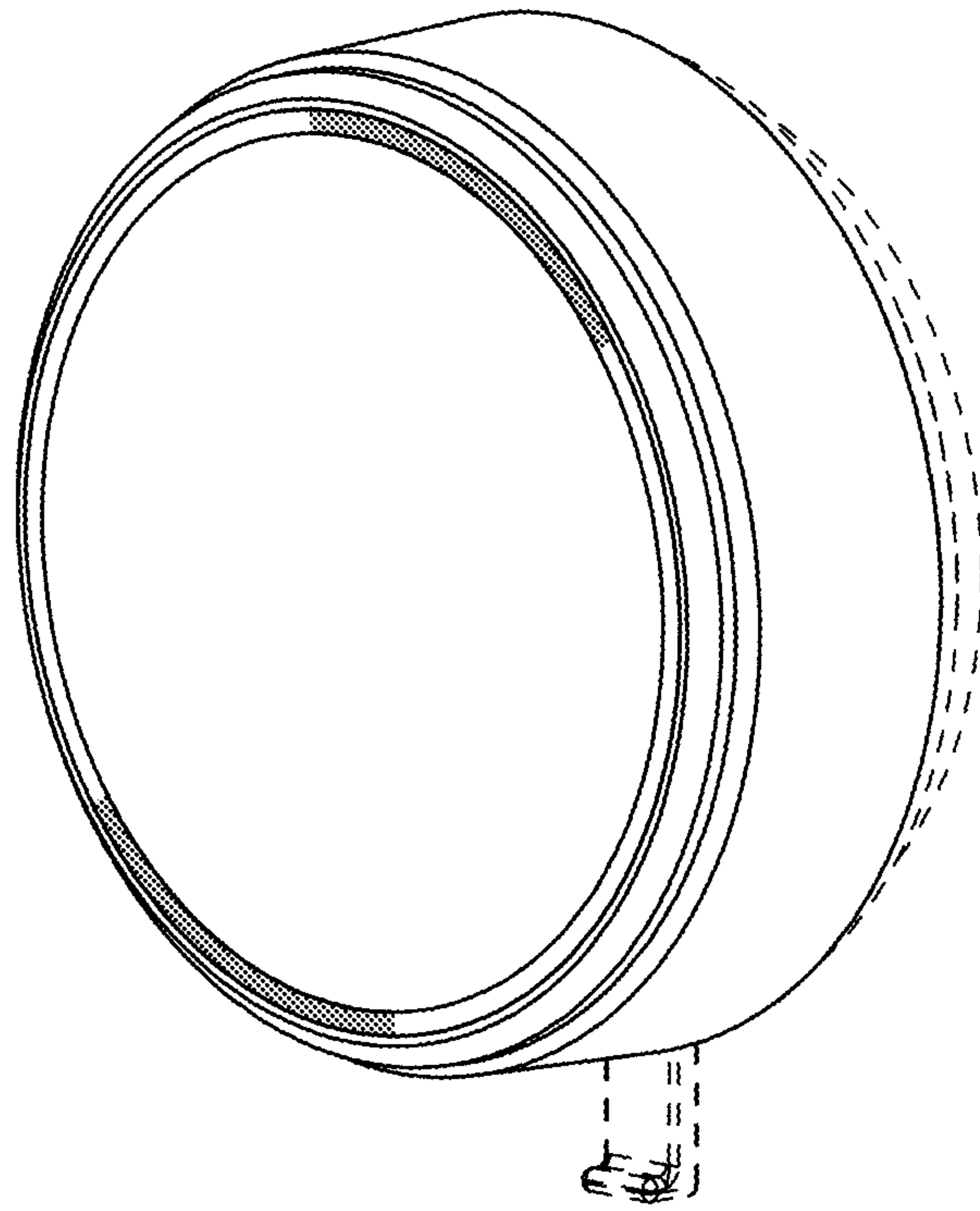


FIG. 1

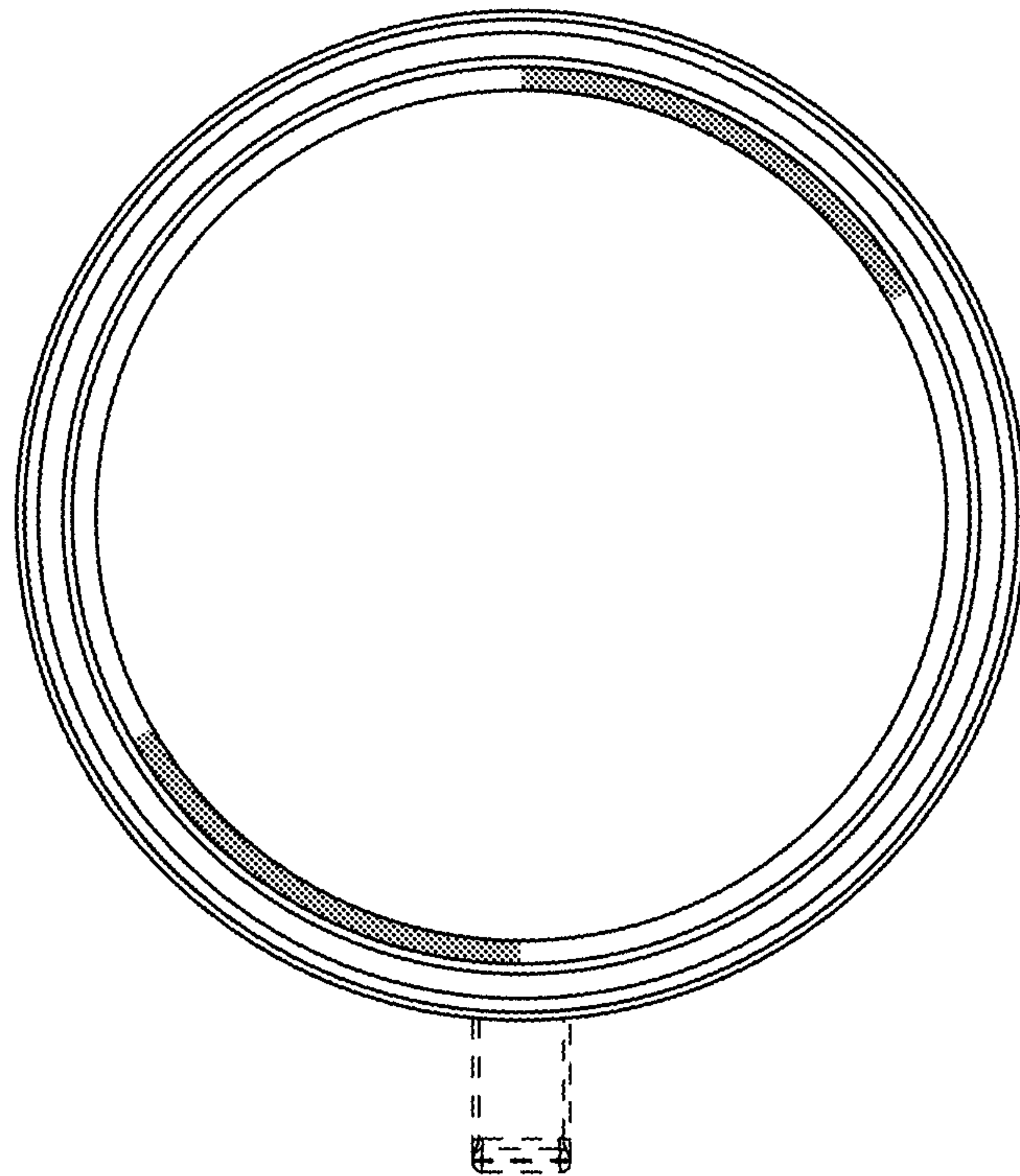


FIG. 2




FIG. 3

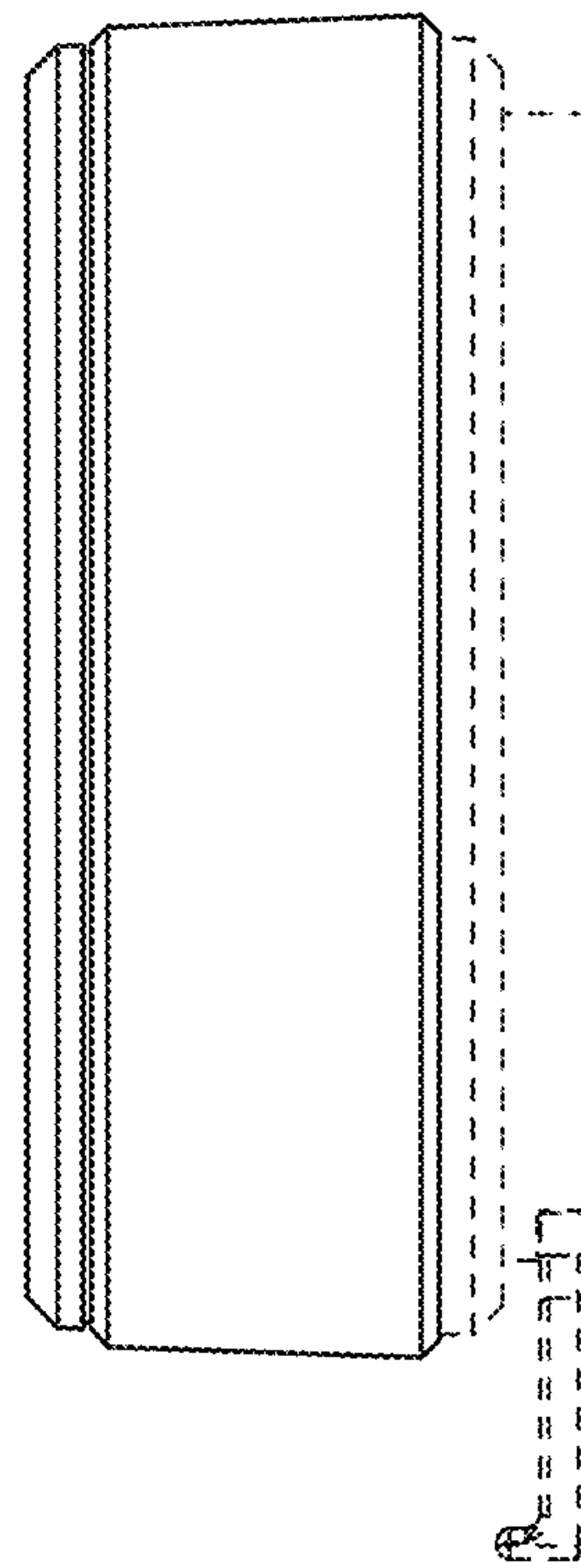


FIG. 4






FIG. 5




FIG. 6

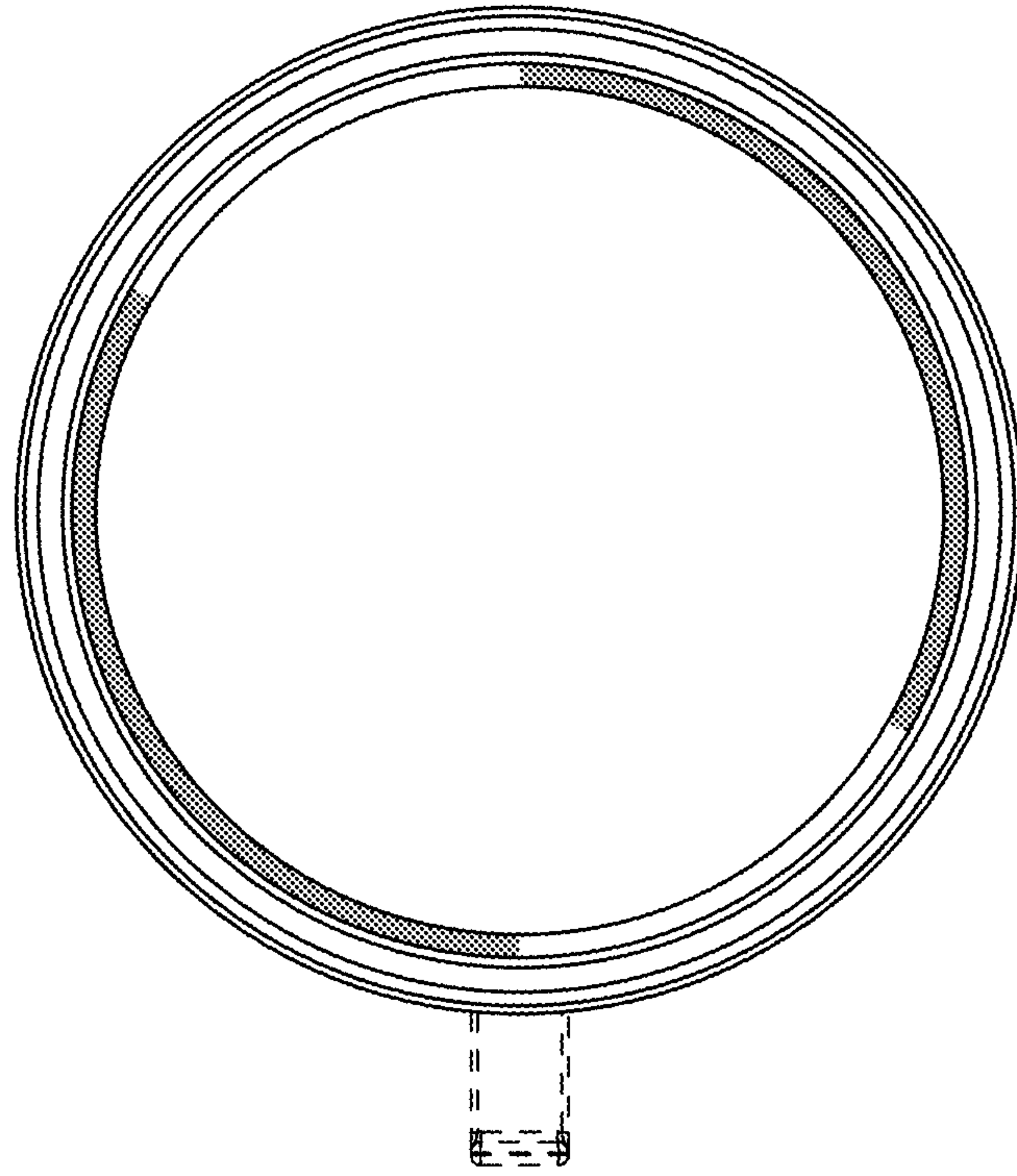


FIG. 7

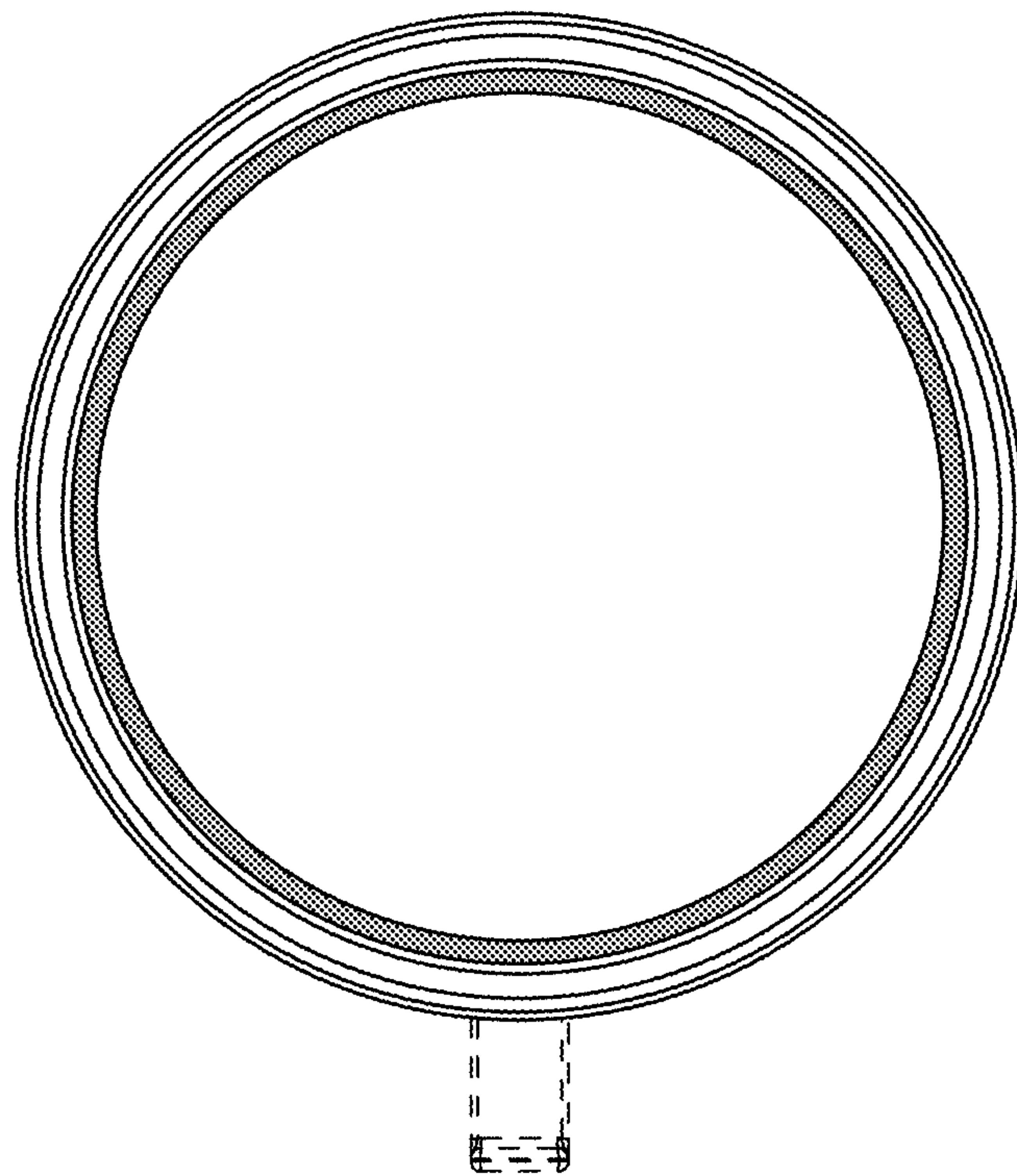


FIG. 8

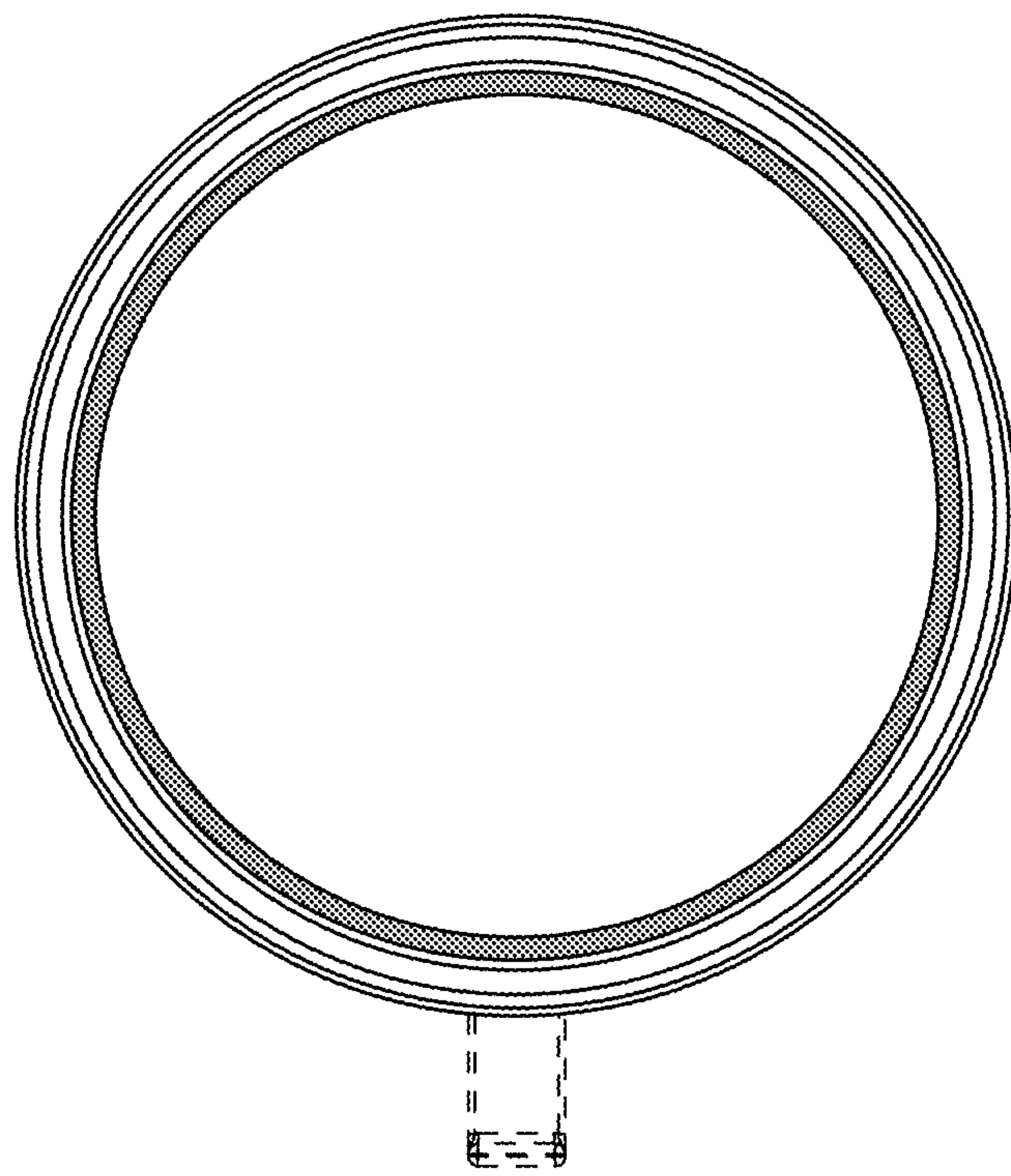


FIG. 9




FIG. 10

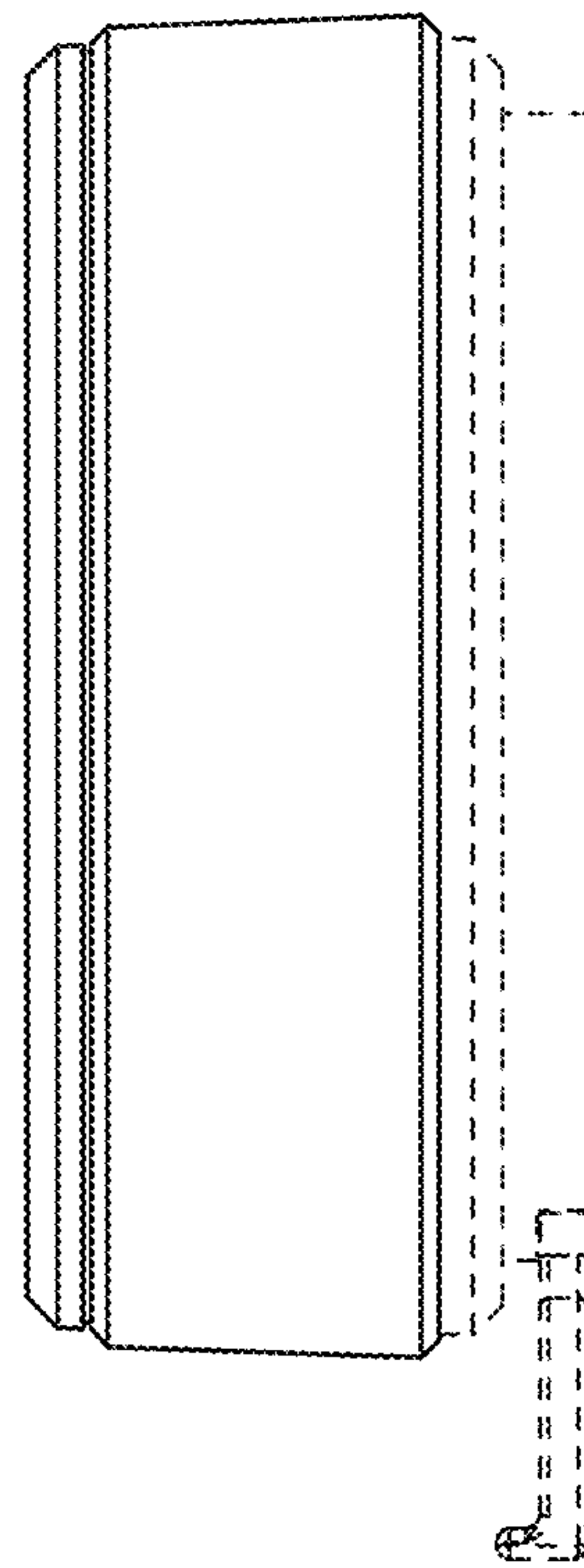


FIG. 11






FIG. 12




FIG. 13

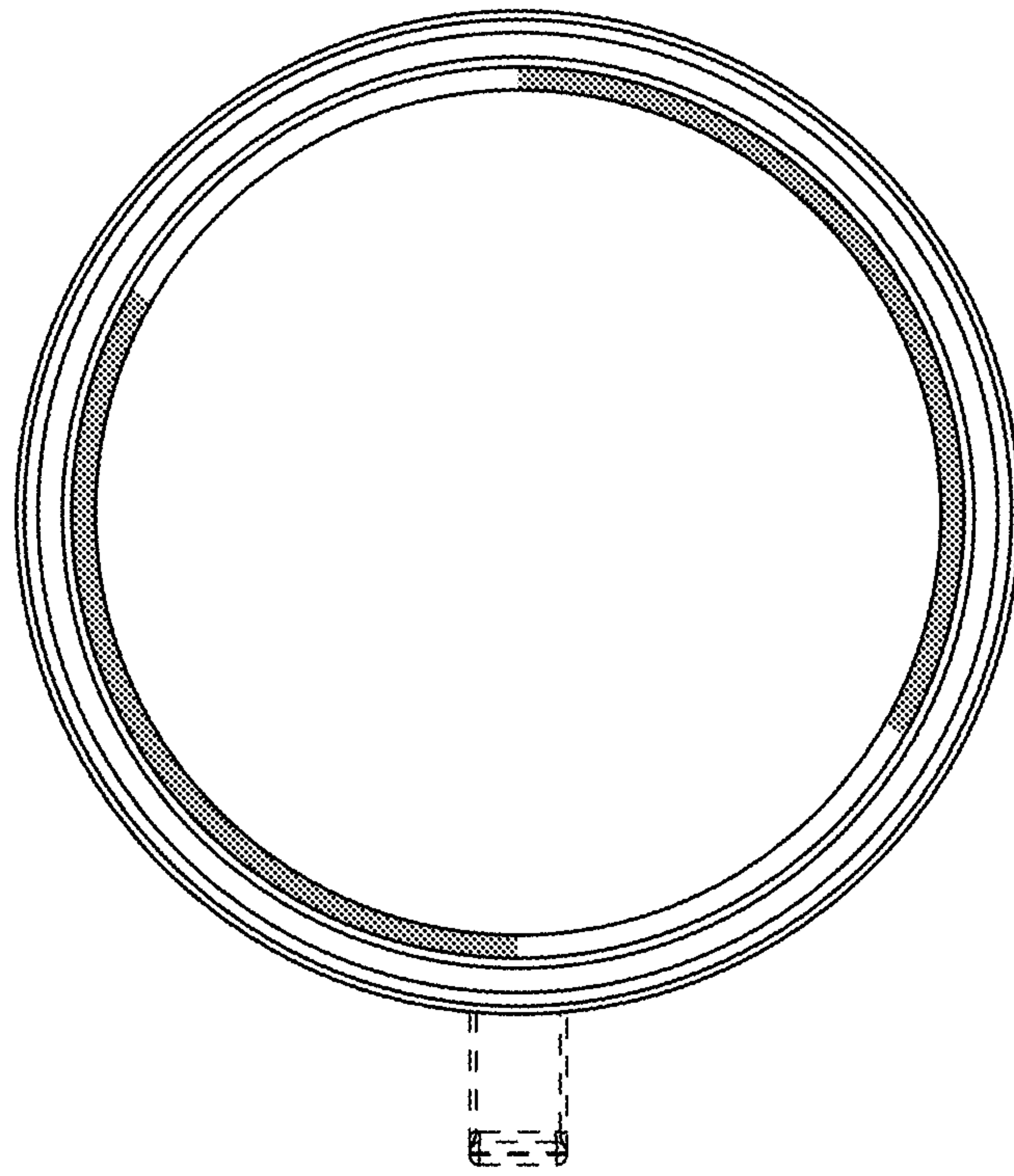


FIG. 14

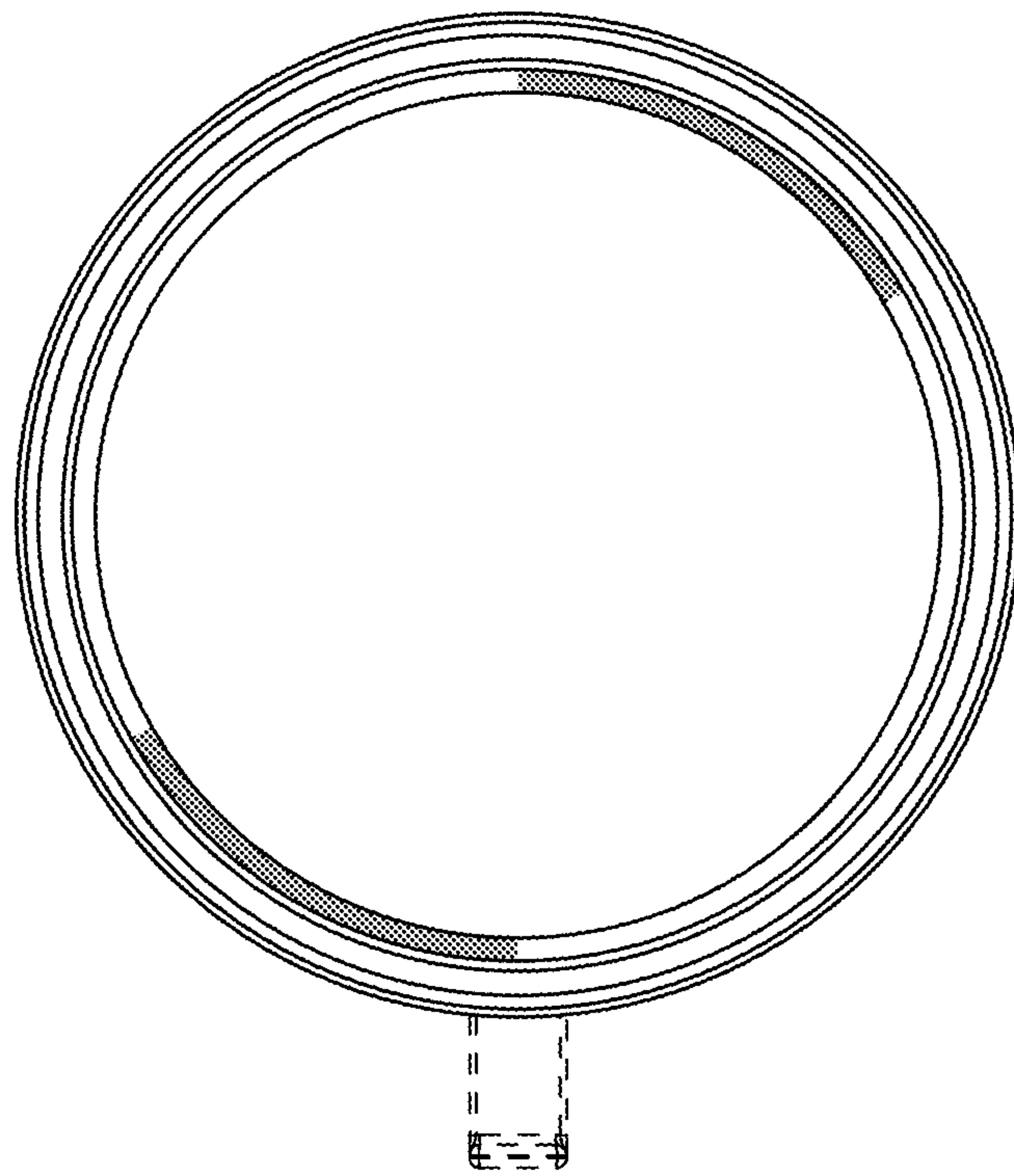


FIG. 15

UNITED STATES PATENT AND TRADEMARK OFFICE  
**CERTIFICATE OF CORRECTION**

PATENT NO. : D969,759 S  
APPLICATION NO. : 29/794822  
DATED : November 15, 2022  
INVENTOR(S) : Chris Dimberg et al.

Page 1 of 1

It is certified that error appears in the above-identified patent and that said Letters Patent is hereby corrected as shown below:

On the Title Page

(56) References Cited, "OTHER PUBLICATIONS"

Page 2 Column 2 Line 8:

-htmb-

Should read:

--html--


Page 2 Column 2 Line 26:

-B00RCEHNOI/ref-pd\_sbs\_60\_2?\_encoding=UTF8&pd\_rd\_i- -

Should read:

--B00RCEHNOI/ref=pd\_sbs\_60\_2?\_encoding=UTF8&pd\_re\_i=--

Signed and Sealed this  
Fourteenth Day of February, 2023



Katherine Kelly Vidal  
*Director of the United States Patent and Trademark Office*