



US00D969728S

(12) **United States Design Patent** (10) **Patent No.:** **US D969,728 S**
Fontaine et al. (45) **Date of Patent:** **** Nov. 15, 2022**

(54) **TIRE SIDEWALL**
(71) Applicant: **The Goodyear Tire & Rubber Company, Akron, OH (US)**
(72) Inventors: **Sebastien Willy Fontaine, Vichten (LU); Wendy Therese Frida El-Sebaly, Burg-Reuland (BE); Michel Mottard, Fratin (BE)**

D574,320 S	8/2008	Dixon	D12/605
D581,352 S	11/2008	Harvey	D12/605
D581,353 S	11/2008	Harvey	D12/605
D581,354 S	11/2008	Harvey	D12/605
D583,313 S	12/2008	Harvey	D12/605
D585,016 S	1/2009	Weimer et al.	D12/605
D585,017 S *	1/2009	Shondel	D12/605
D588,529 S	3/2009	Reese et al.	D12/605
D588,532 S	3/2009	Shondel	D12/605

(Continued)

(73) Assignee: **The Goodyear Tire & Rubber Company, Akron, OH (US)**

FOREIGN PATENT DOCUMENTS

JP D1687112 * 6/2021

(**) Term: **15 Years**

OTHER PUBLICATIONS

(21) Appl. No.: **29/768,203**

“Our favorite tire sidewall designs” Discount Tire., posted date May 15, 2019 [online], [retrieved on Jul. 14, 2021]. Retrieved from the Internet: <URL: <https://www.discounttire.com/blog/coolest-sidewall-designs>> (Year: 2019).*

(22) Filed: **Jan. 28, 2021**

(51) **LOC (13) Cl.** **12-15**

(52) **U.S. Cl.**
USPC **D12/605**

(Continued)

(58) **Field of Classification Search**
USPC D12/604, 605
CPC B60C 13/00; B60C 1/00
See application file for complete search history.

Primary Examiner — Darlington Ly
Assistant Examiner — Nasim Abdulaziz Ali
(74) *Attorney, Agent, or Firm* — Robert N. Lipsik; June E. Rickey

(56) **References Cited**

(57) **CLAIM**

U.S. PATENT DOCUMENTS

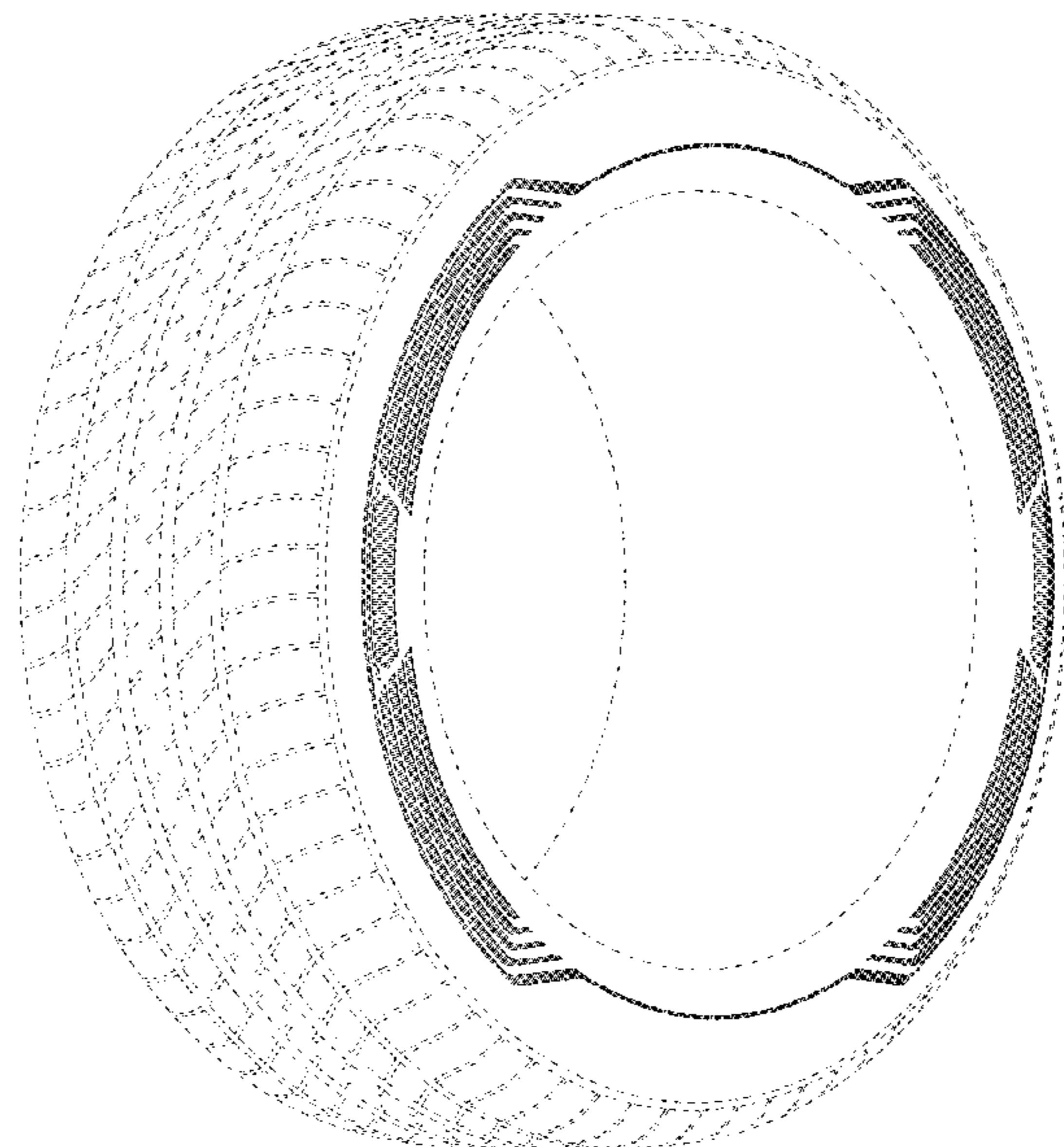
The ornamental Design for a tire sidewall, as shown and described.

D450,274 S	11/2001	Ratliff, Jr. et al.	D12/152
D492,648 S	7/2004	Maxwell et al.	D12/605
D503,146 S	3/2005	Maxwell et al.	D12/605
D517,003 S	3/2006	Shondel et al.	D12/605
D540,740 S	4/2007	Maxwell et al.	D12/605
D541,211 S	4/2007	Shondel et al.	D12/605
D543,497 S	5/2007	Maxwell et al.	D12/605
D552,535 S	10/2007	Smith	D12/605
D552,536 S	10/2007	Shondel	D12/605
D552,537 S *	10/2007	Franks	D12/605
D553,076 S	10/2007	Miyasaka	D12/605
D563,310 S	3/2008	Shondel	D12/605
D567,169 S	4/2008	Maxwell et al.	D12/605
D569,792 S	5/2008	Holden et al.	D12/605

DESCRIPTION

FIG. 1 is a perspective view of a tire sidewall showing our new design;
FIG. 2 is a front elevational view thereof; and,
FIG. 3 is an enlarged fragmentary perspective view thereof.
The broken lines in the drawings illustrate portions of the tire sidewall that form no part of the claimed design.

1 Claim, 3 Drawing Sheets



(56)

References Cited

U.S. PATENT DOCUMENTS

D593,487 S 6/2009 Takahashi D12/605
 D602,427 S 10/2009 Takahashi D12/605
 D606,013 S 12/2009 Reese et al. D12/605
 D606,933 S 12/2009 Palma et al. D12/605
 D608,273 S 1/2010 Scheifele et al. D12/605
 D608,275 S 1/2010 Maxwell D12/605
 D610,978 S 3/2010 Harvey et al. D12/605
 D610,980 S 3/2010 Shondel D12/605
 D610,981 S 3/2010 Shondel D12/605
 D614,123 S 4/2010 Harvey D12/605
 D628,959 S 12/2010 Harvey D12/605
 D629,745 S 12/2010 Shondel D12/605
 D640,187 S 6/2011 Fontaine et al. D12/605
 D645,812 S 9/2011 Tokizaki D12/605
 D650,323 S 12/2011 Morito et al. D12/605
 D655,671 S 3/2012 Yasunaga D12/605
 D656,090 S 3/2012 Sato D12/605
 D662,465 S 6/2012 Takano D12/605
 D667,369 S 9/2012 Fontaine et al. D12/605
 D671,066 S 11/2012 Morito et al. D12/605
 D681,547 S 5/2013 Sato D12/605
 D683,695 S 6/2013 Takeshima D12/605
 D684,111 S 6/2013 Vandaele D12/605
 D695,211 S 12/2013 Yasunaga D12/605
 D699,665 S 2/2014 Maxwell et al. D12/605
 D701,826 S 4/2014 Morito et al. D12/605
 D710,297 S 8/2014 Itoi D12/605
 D730,819 S 6/2015 Scheifele D12/605
 D740,747 S 10/2015 Sato et al. D12/605
 D750,554 S 3/2016 Iwabuchi D12/605
 D777,094 S 1/2017 Takahashi D12/605
 D777,656 S * 1/2017 Maxwell D12/605
 D791,694 S 7/2017 Sato D12/605
 D795,178 S * 8/2017 Maxwell D12/605
 D800,646 S 10/2017 Sato et al. D12/605
 D802,526 S 11/2017 Ishikawa D12/605
 D804,405 S * 12/2017 Franks D12/605
 D806,642 S 1/2018 Kuwano D12/605

D813,799 S * 3/2018 Maxwell D12/605
 D817,860 S * 5/2018 Maxwell D12/605
 D822,590 S * 7/2018 Maxwell D12/605
 D823,785 S 7/2018 Noel et al. D12/605
 D829,163 S 9/2018 Ishikawa D12/605
 D829,644 S 10/2018 Morita D12/605
 D829,645 S 10/2018 Morita D12/605
 D830,960 S 10/2018 Sato et al. D12/605
 D876,335 S 2/2020 Fontaine et al. D12/605
 D886,731 S 6/2020 Fontaine et al. D12/605
 D893,406 S 8/2020 Fontaine et al. D12/605
 D894,113 S 8/2020 Fontaine et al. D12/605
 D900,730 S * 11/2020 Maxwell D12/605
 D909,953 S * 2/2021 Schoeppner D12/605
 D914,588 S * 3/2021 Schoeppner D12/605
 D922,311 S * 6/2021 Schoeppner D12/605
 D923,558 S * 6/2021 Pulte, Jr. D12/605
 D923,559 S * 6/2021 Schoeppner D12/605
 D923,560 S * 6/2021 Schoeppner D12/605
 D924,125 S * 7/2021 Nakamura D12/605
 D924,126 S * 7/2021 Nakamura D12/605

OTHER PUBLICATIONS

“Goodyear WinterCommand® (Light Truck)” Goodyear., posted date Oct. 1, 2019 [online], [retrieved on Jul. 14, 2021]. Retrieved from the Internet: <URL: <https://www.goodyear.com/en-US/tires/wintercommand-light-truck>> (Year: 2019).*

“Goodyear Assurance® All-Season” Goodyear., posted date Aug. 15, 2014 [online], [retrieved on Jul. 14, 2021]. Retrieved from the Internet: <URL: <https://www.goodyear.com/en-US/tires/assurance-all-season>> (Year: 2014).*

U.S. Appl. No. 29/703,538, filed Aug. 28, 2019, Maxwell, et al.
 U.S. Appl. No. 29/717,154, filed Dec. 16, 2019, Pulte.
 U.S. Appl. No. 29/725,586, filed Feb. 20, 2020, Schoeppner, et al.
 U.S. Appl. No. 29/735,854, filed May 26, 2020, Maxwell, et al.
 U.S. Appl. No. 29/752,524, filed Sep. 28, 2020, Fontaine, et al.
 U.S. Appl. No. 29/752,530, filed Sep. 28, 2020, Schoeppner.

* cited by examiner

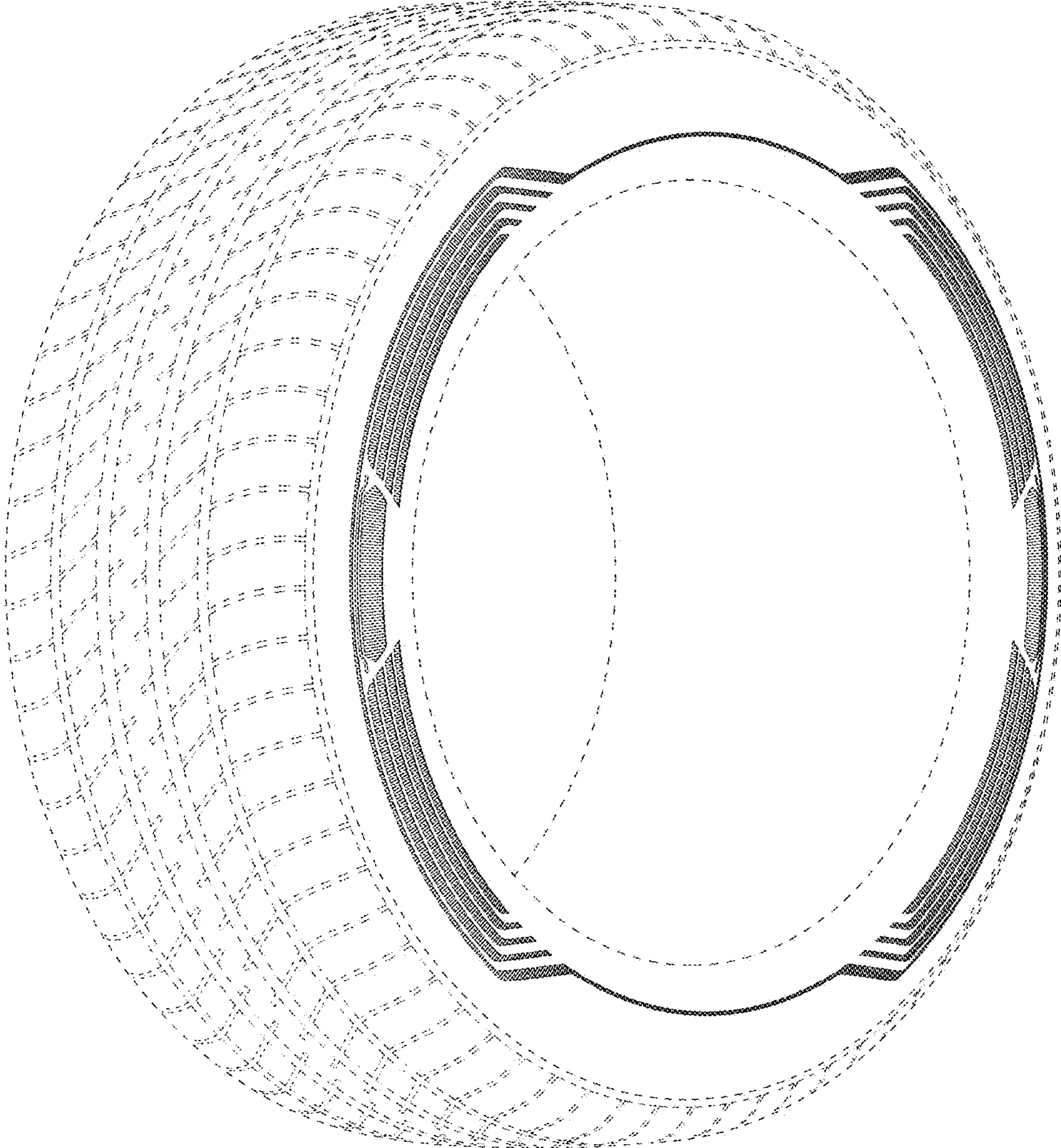


FIG - 1

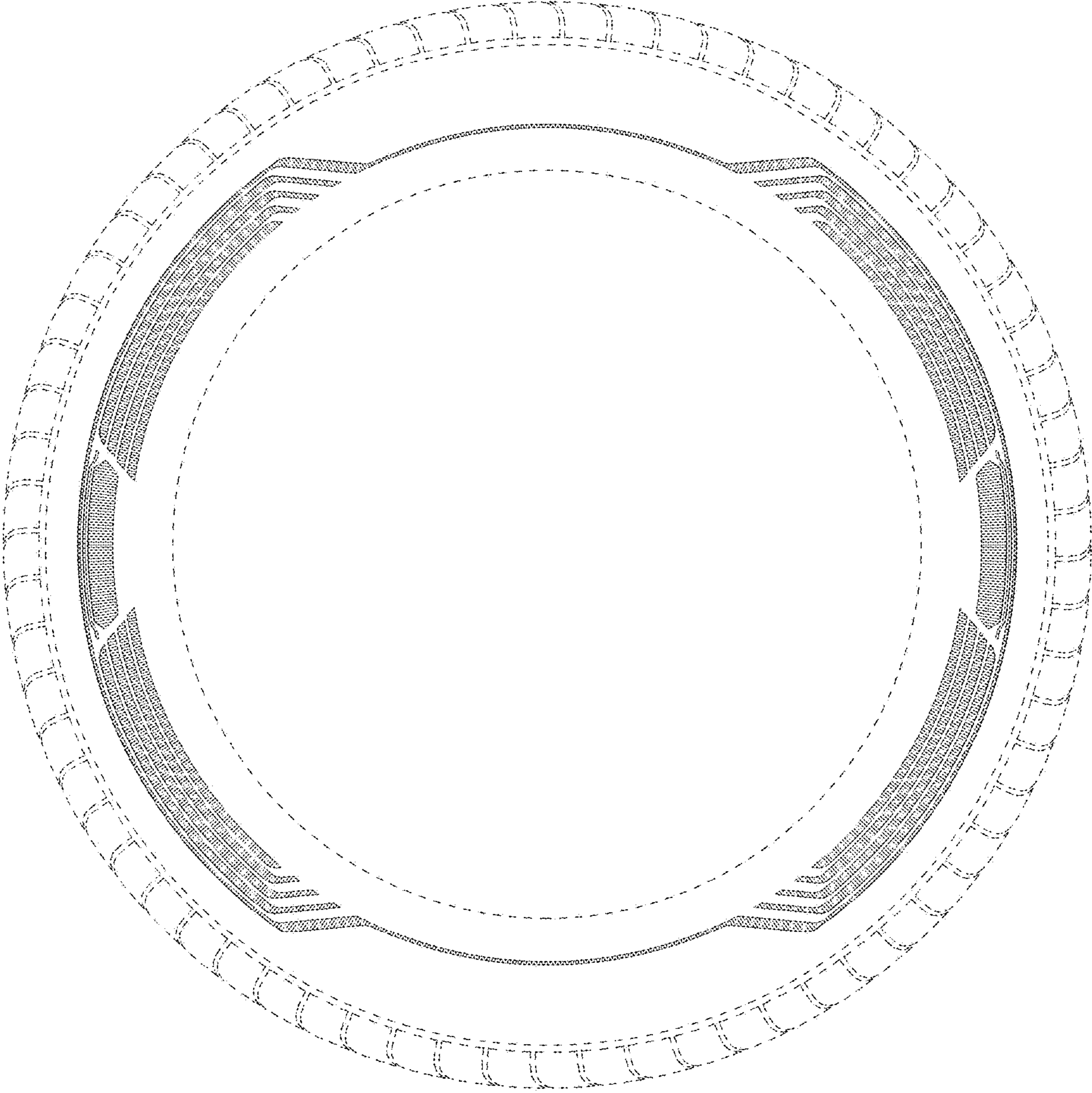


FIG - 2




FIG - 3