



US00D969710S

(12) **United States Design Patent**
Krause et al.

(10) **Patent No.:** **US D969,710 S**

(45) **Date of Patent:** **** Nov. 15, 2022**

(54) **VEHICLE WHEEL, TOY VEHICLE WHEEL,
AND/OR REPLICAS THEREOF**

(71) Applicant: **Bayerische Motoren Werke
Aktiengesellschaft, Munich (DE)**

(72) Inventors: **Andreas Krause, Freiburg (DE);
Kristian Groth, Munich (DE)**

(73) Assignee: **Bayerische Motoren Werke
Aktiengesellschaft, Munich (DE)**

(**) Term: **15 Years**

(21) Appl. No.: **29/784,550**

(22) Filed: **May 20, 2021**

(30) **Foreign Application Priority Data**

Nov. 26, 2020 (DE) 402020101119.3

(51) **LOC (13) Cl.** **12-16**

(52) **U.S. Cl.**
USPC **D12/209; D21/563**

(58) **Field of Classification Search**
USPC D12/204-213; D21/563
CPC B60B 7/00; B60B 7/02; B60B 7/04; B60B
7/01; B60B 7/06; B60B 3/02; B60B 3/04;
B60B 3/06; B60B 3/10; B60B 1/00;
B60B 1/08; B60B 1/10; B60B 1/12
See application file for complete search history.

(56) **References Cited**

U.S. PATENT DOCUMENTS

D470,093 S 2/2003 Frizzi
D487,569 S * 3/2004 Laengerer D12/211
D614,113 S * 4/2010 Tant D12/211
D614,558 S * 4/2010 Luciani D12/209
D673,096 S * 12/2012 Platto D12/209
D730,795 S * 6/2015 Mays D12/209

D732,449 S * 6/2015 Grake D12/209
D748,552 S * 2/2016 Wagener D12/209
D763,760 S * 8/2016 Gale D12/209
D780,084 S * 2/2017 Scheer D12/209
D805,457 S * 12/2017 Setter D12/211
D823,221 S * 7/2018 Badstuebner D12/209
D836,525 S * 12/2018 Sempek D12/211
D837,713 S * 1/2019 Sempek D12/209
D851,006 S * 6/2019 Hans D12/209
D858,402 S * 9/2019 Betancourt D12/209
D864,833 S * 10/2019 Han D12/209
D864,836 S 10/2019 Preyss et al.
D883,893 S * 5/2020 Johnson D12/211
D897,920 S * 10/2020 Hoste D12/209
D897,924 S * 10/2020 Arias D12/209
D899,997 S * 10/2020 Glover D12/209
D919,542 S * 5/2021 Piaskowski D12/209

(Continued)

FOREIGN PATENT DOCUMENTS

EM 000255609-0002 2/2005
WO DM/056821 9/2001

Primary Examiner — Calvin E Vansant

(74) *Attorney, Agent, or Firm* — Crowell & Moring LLP


(57) **CLAIM**

The ornamental design for a vehicle wheel, toy vehicle wheel, and/or replicas thereof, as shown and described.

DESCRIPTION

FIG. 1 is a perspective view of a vehicle wheel, toy vehicle wheel, and/or replicas thereof according to the design;
FIG. 2 is an additional perspective view thereof;
FIG. 3 is an additional perspective view thereof;
FIG. 4 is a front view thereof;
FIG. 5 is a rear view thereof in a lighter gray scale, representing environmental features that form no part of the claimed design; and,
FIG. 6 is a side view thereof.

1 Claim, 6 Drawing Sheets



(56)

References Cited

U.S. PATENT DOCUMENTS

D922,293 S *	6/2021	Kaoud	D12/209
D942,358 S *	2/2022	Badstübner	B60B 3/02
			D12/209

* cited by examiner



Fig. 1



Fig. 2



Fig. 3



Fig. 4




Fig. 5




Fig. 6