



US00D969693S

(12) **United States Design Patent** (10) **Patent No.:** **US D969,693 S**
Anscheidt et al. (45) **Date of Patent:** **** Nov. 15, 2022**

(54) **REAR WING FOR AN AUTOMOBILE**

(71) Applicant: **Bugatti International S.A.**,
Luxembourg (LU)

(72) Inventors: **Achim Anscheidt**, Berlin (DE); **Ahmet Dagguen**, Wolfsburg (DE); **Frank Heyl**, Calberlah (DE); **Nils Sajonz**, Wolfsburg (DE)

(73) Assignee: **Bugatti International SA**, Luxembourg (LU)

(**) Term: **15 Years**

(21) Appl. No.: **29/776,676**

(22) Filed: **Mar. 31, 2021**

(30) **Foreign Application Priority Data**

Oct. 2, 2020 (EM) 008193601
 Oct. 2, 2020 (EM) 008193809

(51) **LOC (13) Cl.** **12-16**

(52) **U.S. Cl.**
USPC **D12/181**

(58) **Field of Classification Search**
USPC D12/181, 191, 196, 400, 190, 88, 169
CPC B60R 13/02; B60R 13/04; B62D 35/02;
B62D 35/005; B62D 35/007
See application file for complete search history.

(56) **References Cited**

U.S. PATENT DOCUMENTS

D473,831 S * 4/2003 Saleen D12/181
 D491,121 S * 6/2004 Yokomaku D12/181
 D535,598 S * 1/2007 Murkett D12/181

D573,070 S * 7/2008 Akasawa D12/181
 D620,854 S * 8/2010 Akasawa D12/181
 D659,615 S * 5/2012 Varga D12/181
 D686,124 S * 7/2013 Kawasaki D12/181
 D711,298 S * 8/2014 Jamieson D12/181
 D827,524 S * 9/2018 Behmer D12/181
 D833,931 S * 11/2018 Lu D12/181
 D869,362 S * 12/2019 Donfrancesco D12/181
 D898,639 S * 10/2020 Baum D12/181
 D906,912 S * 1/2021 Anscheidt D12/181
 D911,234 S * 2/2021 Manzoni D12/181
 D926,651 S * 8/2021 Sheffield D12/181
 D932,400 S * 10/2021 Anscheidt D12/181
 D944,155 S * 2/2022 Chen D12/181
 2009/0195016 A1 * 8/2009 Schwan B62D 35/007
 296/180.3

* cited by examiner

Primary Examiner — Susan E Krakower
Assistant Examiner — Jerry Shiuhan-Hua Hsu
 (74) *Attorney, Agent, or Firm* — Blank Rome LLP

(57) **CLAIM**

The ornamental design for a rear wing for an automobile, as shown and described.

DESCRIPTION

FIG. 1 is a front view of a rear wing for an automobile of our present design;
 FIG. 2 is a rear view thereof;
 FIG. 3 is a left side view thereof;
 FIG. 4 is a right side view thereof;
 FIG. 5 is a top view thereof;
 FIG. 6 is a bottom view thereof; and,
 FIG. 7 is a front, left perspective view thereof.
 Portions of the rear wing for an automobile shown in broken lines form no part of the claimed design.

1 Claim, 7 Drawing Sheets






FIG. 1




FIG. 2




FIG. 3




FIG. 4



FIG. 5



FIG. 6

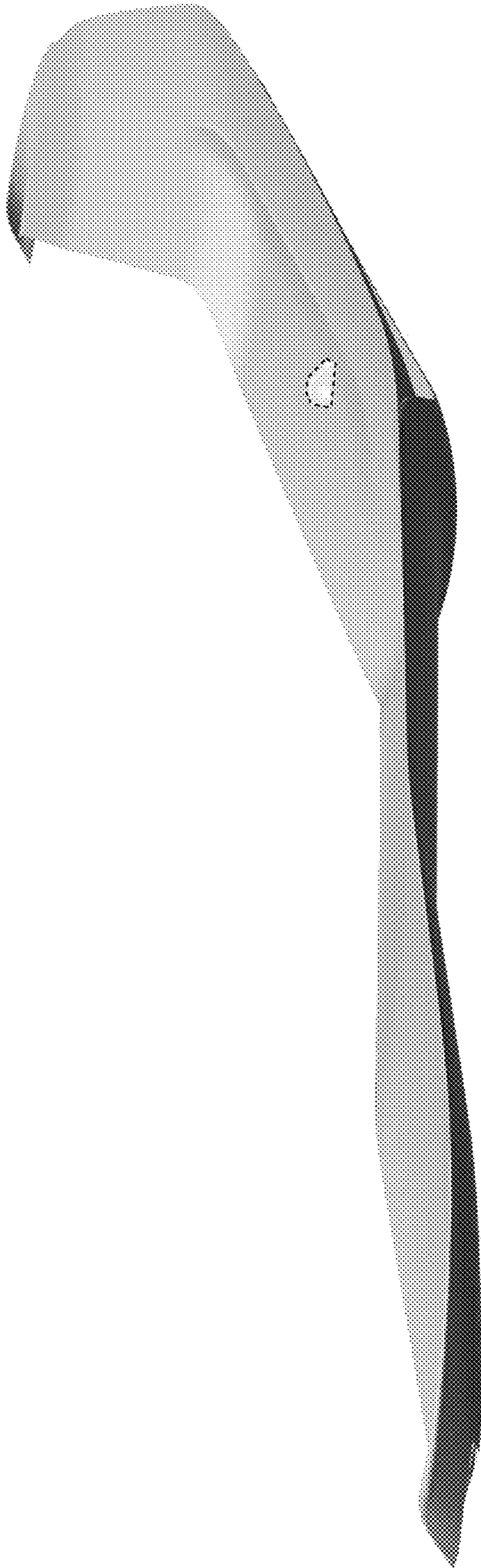


FIG. 7