



US00D969678S

(12) **United States Design Patent** (10) **Patent No.:** **US D969,678 S**
Patel et al. (45) **Date of Patent:** **** Nov. 15, 2022**

(54) **BOTTOM PORTION OF A MOTOR VEHICLE**

(56)

References Cited

(71) Applicant: **Jaguar Land Rover Limited**, Whitley Coventry (GB)

(72) Inventors: **Paven Patel**, Whitley Coventry (GB);
Alex Chan, Whitley Coventry (GB)

(73) Assignee: **Jaguar Land Rover Limited**, Whitley Coventry (GB)

(**) Term: **15 Years**

(21) Appl. No.: **29/795,208**

(22) Filed: **Jun. 17, 2021**

U.S. PATENT DOCUMENTS

D698,697 S *	2/2014	Winkelmann	D12/91
D719,878 S *	12/2014	Webber	D12/92
D725,007 S *	3/2015	Beaven	D12/164
D731,922 S *	6/2015	Beaven	D12/91
D739,305 S *	9/2015	Gunnarson	D12/91
D749,996 S *	2/2016	Henstridge	D12/164
D783,468 S *	4/2017	Patel	D12/164
D783,469 S *	4/2017	Patel	D12/164
D783,470 S *	4/2017	Peat	D12/164
D784,856 S *	4/2017	Hatton	D12/91
D807,245 S *	1/2018	Patel	D12/164
D807,246 S *	1/2018	Peat	D12/164
D807,788 S *	1/2018	Hatton	D12/91
D811,955 S *	3/2018	Patel	D12/164

(Continued)

Primary Examiner — Melody N Brown

(74) *Attorney, Agent, or Firm* — Wood Herron & Evans LLP

Related U.S. Application Data

(60) Division of application No. 29/747,771, filed on Aug. 25, 2020, now Pat. No. Des. 923,515, which is a continuation of application No. 29/684,516, filed on Mar. 21, 2019, now Pat. No. Des. 894,070, which is a division of application No. 29/629,459, filed on Dec. 13, 2017, now Pat. No. Des. 847,024.

(57)

CLAIM

The ornamental design for a lower portion of a motor vehicle, as shown and described.

DESCRIPTION

(30) **Foreign Application Priority Data**

Jun. 15, 2017 (EM) 004049039
Jun. 21, 2017 (EM) 004060630

(51) **LOC (13) Cl.** **12-16**

(52) **U.S. Cl.**
USPC **D12/164; D12/91**


(58) **Field of Classification Search**
USPC D12/86, 90-92, 164; D21/433, 434,
D21/531-535; 296/181.1-181.5, 183.1
CPC B62D 25/00; B62D 25/06; B62D 33/00;
B62D 35/00

See application file for complete search history.

FIG. 1 is a right, front perspective view of a top portion of a motor vehicle showing our new design;
FIG. 2 is a left, front perspective view thereof;
FIG. 3 is a left, rear perspective view thereof;
FIG. 4 is a right, rear perspective view thereof;
FIG. 5 is a front elevational view thereof;
FIG. 6 is a rear elevational view thereof;
FIG. 7 is a left side elevational view thereof;
FIG. 8 is a right side elevational view thereof; and,
FIG. 9 is a top plan view thereof.

The broken lines shown throughout the drawings views are for environmental and illustrative purposes representing boundaries that form no part of the claimed design.

1 Claim, 9 Drawing Sheets



(56)

References Cited

U.S. PATENT DOCUMENTS

D813,100	S	*	3/2018	Hatton	D12/164
D832,144	S	*	10/2018	Hatton	D12/91
D833,339	S	*	11/2018	Patel	D12/164
D840,268	S	*	2/2019	Beaven	D12/91
D859,212	S	*	9/2019	Beckles	D12/91
D867,931	S	*	11/2019	Peat	D12/92
D881,070	S	*	4/2020	Smith	D12/91
D903,531	S	*	12/2020	Beaven	D12/91
D906,882	S	*	1/2021	Beckles	D12/91
D910,488	S	*	2/2021	Beckles	D12/91
D923,515	S	*	6/2021	Patel	D12/91
D928,657	S	*	8/2021	Smith	D12/91

* cited by examiner




FIG. 1




FIG. 2




FIG. 3

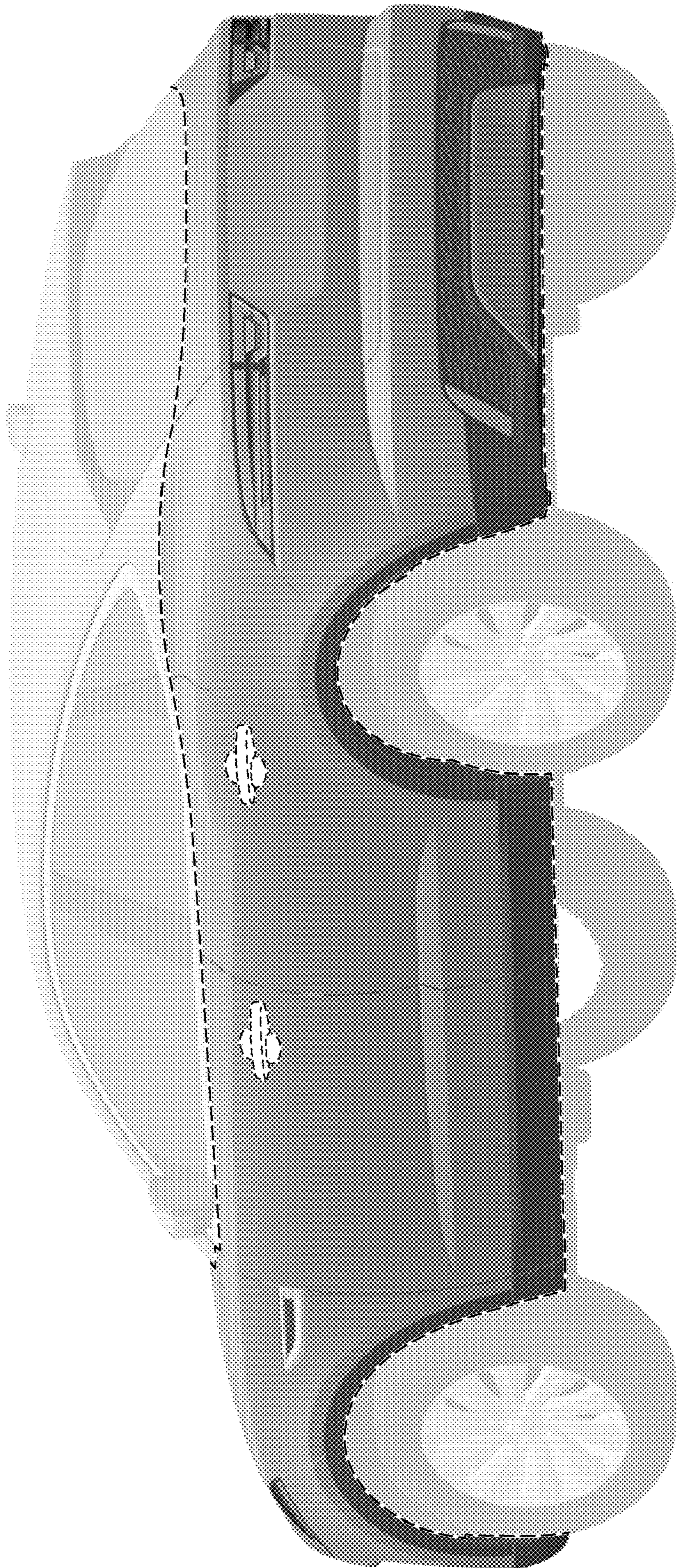


FIG. 4



FIG. 5




FIG. 6




FIG. 7



FIG. 8




FIG. 9

UNITED STATES PATENT AND TRADEMARK OFFICE
CERTIFICATE OF CORRECTION

PATENT NO. : D969,678 S
APPLICATION NO. : 29/795208
DATED : November 15, 2022
INVENTOR(S) : Paven Patel et al.


Page 1 of 1

It is certified that error appears in the above-identified patent and that said Letters Patent is hereby corrected as shown below:

On the Title Page

At Column 2, CLAIM reads “The ornamental design for a lower portion of a motor vehicle, as shown and described” and should read -- The ornamental design for a bottom portion of a motor vehicle, as shown and described --.

At Column 2, Description, Lines 1-2 read “FIG. 1 is a right, front perspective view of a top portion of a motor vehicle showing our new design” and should read -- FIG. 1 is a right, front perspective view of a bottom portion of a motor vehicle showing our new design --.

Signed and Sealed this
Fourteenth Day of March, 2023

Katherine Kelly Vidal
Director of the United States Patent and Trademark Office