



US00D969663S

(12) **United States Design Patent**
Yatsugi-Kang

(10) **Patent No.:** **US D969,663 S**

(45) **Date of Patent:** **** Nov. 15, 2022**

(54) **PAIR OF EARRINGS**

(71) Applicant: **Harry Winston SA**, Plan-les-Ouates (CH)

(72) Inventor: **Rie Yatsugi-Kang**, New York, NY (US)

(73) Assignee: **Harry Winston SA**, Plan-les-Ouates (CH)

(**) Term: **15 Years**

(21) Appl. No.: **29/751,185**

(22) Filed: **Sep. 18, 2020**

(30) **Foreign Application Priority Data**

Mar. 27, 2020 (WO) WIPO93600

(51) **LOC (13) Cl.** **11-01**

(52) **U.S. Cl.**
USPC **D11/42**

(58) **Field of Classification Search**
USPC D11/1-8, 40-42
CPC A44C 7/006
See application file for complete search history.

(56) **References Cited**

U.S. PATENT DOCUMENTS

D753,012 S *	4/2016	Yatsugi-Kang	D11/75
D783,442 S *	4/2017	Yatsugi-Kang	D11/40
D792,803 S *	7/2017	Abdourahim	D11/42
D820,145 S *	6/2018	Galli	D11/40
D934,728 S *	11/2021	Wuest	D11/42
D938,853 S *	12/2021	Abdourahim	D11/42
D938,854 S *	12/2021	Kwon	D11/42
D941,177 S *	1/2022	Yatsugi-Kang	D11/43
D942,304 S *	2/2022	Kwon	D11/42
D942,305 S *	2/2022	Riviere	D11/42
D942,306 S *	2/2022	Abdourahim	D11/42

FOREIGN PATENT DOCUMENTS

RU 00127411 * 9/2021
WO D093925-039 * 10/2016

OTHER PUBLICATIONS

20Ct Pear Cut Canary Yellow Simulant Diamond Cluster Chandelier Earrings White Gold Finish Silver Etsy Jiamjewels pp. 1-16 2022 https://www.etsy.com/listing/895800936/20ct-pear-cut-canary-yellow-simulant?ref=sim_anchor (Year: 2022).*

Harry Winston Emerald Diamond Cluster Platinum Detachable Earrings 1stDibs harry winston p. 1 2022 https://www.1stdibs.com/jewelry/earrings/drop-earrings/harry-winston-emerald-diamond-cluster-platinum-detachable-earrings/id-j_9532562/ (Year: 2022).*

* cited by examiner

Primary Examiner — Kevin K Rudzinski

Assistant Examiner — Evans David Delesline

(74) *Attorney, Agent, or Firm* — Blank Rome LLP



(57) **CLAIM**

The ornamental design for a pair of earrings, as shown and described.

DESCRIPTION

FIG. 1 is a front view of a pair of earrings of my new design; FIG. 2 is a rear view thereof; FIG. 3 is a right side view thereof; FIG. 4 is a left side view thereof; FIG. 5 is a top rear perspective view thereof; FIG. 6 is a bottom view thereof; FIG. 7 is a front right perspective view thereof; and, FIG. 8 is a rear right perspective view thereof.

1 Claim, 8 Drawing Sheets






FIG. 1





FIG. 2



FIG. 3



FIG. 4

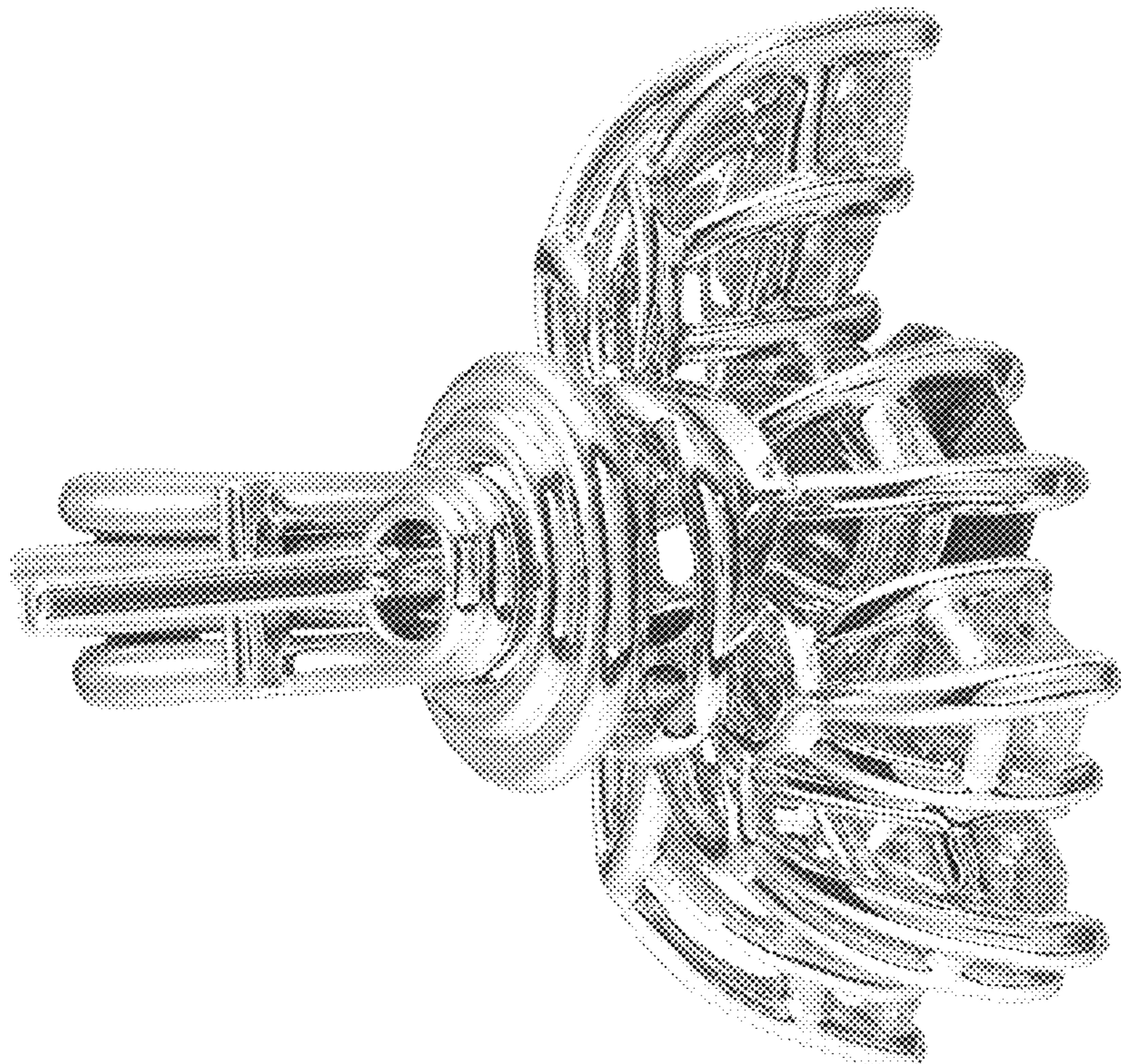


FIG. 5



FIG. 6



FIG. 7




FIG. 8