



US00D969659S

(12) **United States Design Patent** (10) **Patent No.:** **US D969,659 S**
Abdourahim (45) **Date of Patent:** **** Nov. 15, 2022**

(54) **NECKLACE**
(71) Applicant: **Harry Winston SA**, Plan-les-Ouates (CH)
(72) Inventor: **Delphine Abdourahim**, New York, NY (US)
(73) Assignee: **Harry Winston SA**, Plan-les-Ouates (CH)

D174,693 S * 5/1955 Katz D11/79
D175,622 S * 9/1955 Katz D11/8
D176,210 S * 11/1955 Katz D11/16
D178,397 S * 7/1956 Katz D11/8
D800,010 S * 10/2017 Riviere D11/16
D935,931 S * 11/2021 Yatsugi-Kang D11/16
D936,509 S * 11/2021 Yatsugi-Kang D11/16
D941,697 S * 1/2022 Riviere D11/16
D942,301 S * 2/2022 Yatsugi-Kang D11/16

(Continued)

(**) Term: **15 Years**
(21) Appl. No.: **29/747,541**

FOREIGN PATENT DOCUMENTS

KR 301108849.0000 * 5/2021
RU 00128272 * 11/2021

(22) Filed: **Aug. 24, 2020**
(30) **Foreign Application Priority Data**

OTHER PUBLICATIONS

Harry Winston: Discover the new collection's tribute to New York, available Sep. 27, 2019, online, site visited Apr. 21, 2022. Available online, URL: <https://www.katerinaperez.com/articles/harry-winston-new-york> (Year: 2019).*

Feb. 24, 2020 (WO) WIPO92428
(51) **LOC (13) Cl.** **11-01**
(52) **U.S. Cl.**
USPC **D11/16**
(58) **Field of Classification Search**
USPC D11/1-25
CPC ... A44C 15/005; A44C 15/0055; A44C 17/00;
A44C 17/001; A44C 17/02; A44C 17/04
See application file for complete search history.

Primary Examiner — W. A. Teddy Falloway
Assistant Examiner — Sarah J Ault
(74) *Attorney, Agent, or Firm* — Blank Rome LLP

(56) **References Cited**

CLAIM

The ornamental design for a necklace, as shown and described.

U.S. PATENT DOCUMENTS

DESCRIPTION

D151,835 S * 11/1948 Katz D11/9
D155,228 S * 9/1949 Philippe D11/8
D159,522 S * 8/1950 Philippe D11/9
D167,421 S * 8/1952 Philippe D11/10
D168,592 S * 1/1953 Philippe D11/8
D169,764 S * 6/1953 Katz D11/8
D170,588 S * 10/1953 Katz D11/79
D172,554 S * 7/1954 Philippe D11/79
D172,679 S * 7/1954 Philippe D11/10
D172,890 S * 8/1954 Kramer D11/9
D173,352 S * 11/1954 Katz D11/79

FIG. 1 is a front view of a necklace of the present design;
FIG. 2 is a rear view thereof;
FIG. 3 is a right side perspective view thereof;
FIG. 4 is a left side perspective view thereof;
FIG. 5 is a top perspective view thereof;
FIG. 6 is a bottom perspective view thereof;
FIG. 7 is a front right perspective view thereof; and,
FIG. 8 is a rear left perspective view thereof.

1 Claim, 8 Drawing Sheets



(56)

References Cited

U.S. PATENT DOCUMENTS

D945,904 S * 3/2022 Riviere D11/16
D945,906 S * 3/2022 Yatsugi-Kang D11/16

* cited by examiner



FIG. 1



FIG. 2

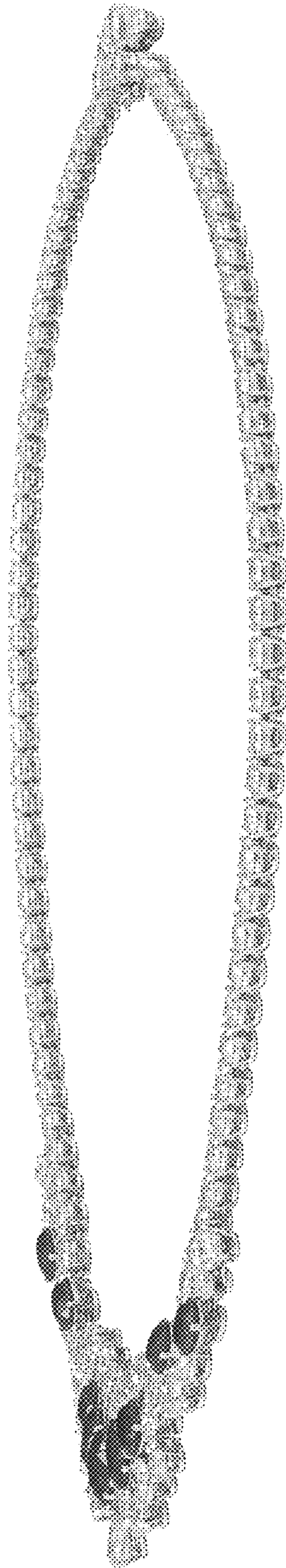


FIG. 3




FIG. 4




FIG. 5




FIG. 6



FIG. 7



FIG. 8