



US00D969653S

(12) **United States Design Patent** (10) **Patent No.:** **US D969,653 S**
Vitiello et al. (45) **Date of Patent:** **** Nov. 15, 2022**

(54) **INDICATOR LIGHT**
(71) Applicant: **OAW Holdings LLC**, Carmel, CA (US)
(72) Inventors: **Michael Vitiello**, Carmel, CA (US);
Clint Ditto, Waco, TX (US)
(73) Assignee: **OAW HOLDINGS LLC**, Carmel, CA (US)
(**) Term: **15 Years**
(21) Appl. No.: **29/768,123**
(22) Filed: **Jan. 27, 2021**
(51) **LOC (13) Cl.** **10-05**
(52) **U.S. Cl.**
USPC **D10/114.1**
(58) **Field of Classification Search**
USPC D10/104.1, 106.1–106.5, 106.7–106.9,
D10/106.95, 109.1–109.2, 110, 111,
D10/114.1–114.8; D12/190, 401, 406,
D12/412, 414; D13/165; D16/202–203,
D16/214–215; D26/28, 35–36, 52, 72,
D26/102, 104, 118–119, 120, 122
CPC F21W 2102/00–40; F21W 2103/00–60;
A42B 3/0433; A42B 3/044
See application file for complete search history.

D815,772 S * 4/2018 Torres Torres B60Q 1/2615
D26/89
D852,791 S * 7/2019 Sohn D14/240
D868,895 S * 12/2019 McMillin D20/10
D875,691 S * 2/2020 Zu D13/168
(Continued)

FOREIGN PATENT DOCUMENTS

CN 305402349 * 10/2019
GB 6150446 * 7/2021

OTHER PUBLICATIONS

On Air Warning Light, published date unknown on onairwarning.com, retrieved from the internet Jun. 30, 2022. <URL:https://onairwarning.com> (Year: 2022).*

Primary Examiner — Joseph Kukella
Assistant Examiner — Heather Ann Laaveg Wencil
(74) *Attorney, Agent, or Firm* — Carmel Patent Agency; Robert Ballarini

(57) **CLAIM**

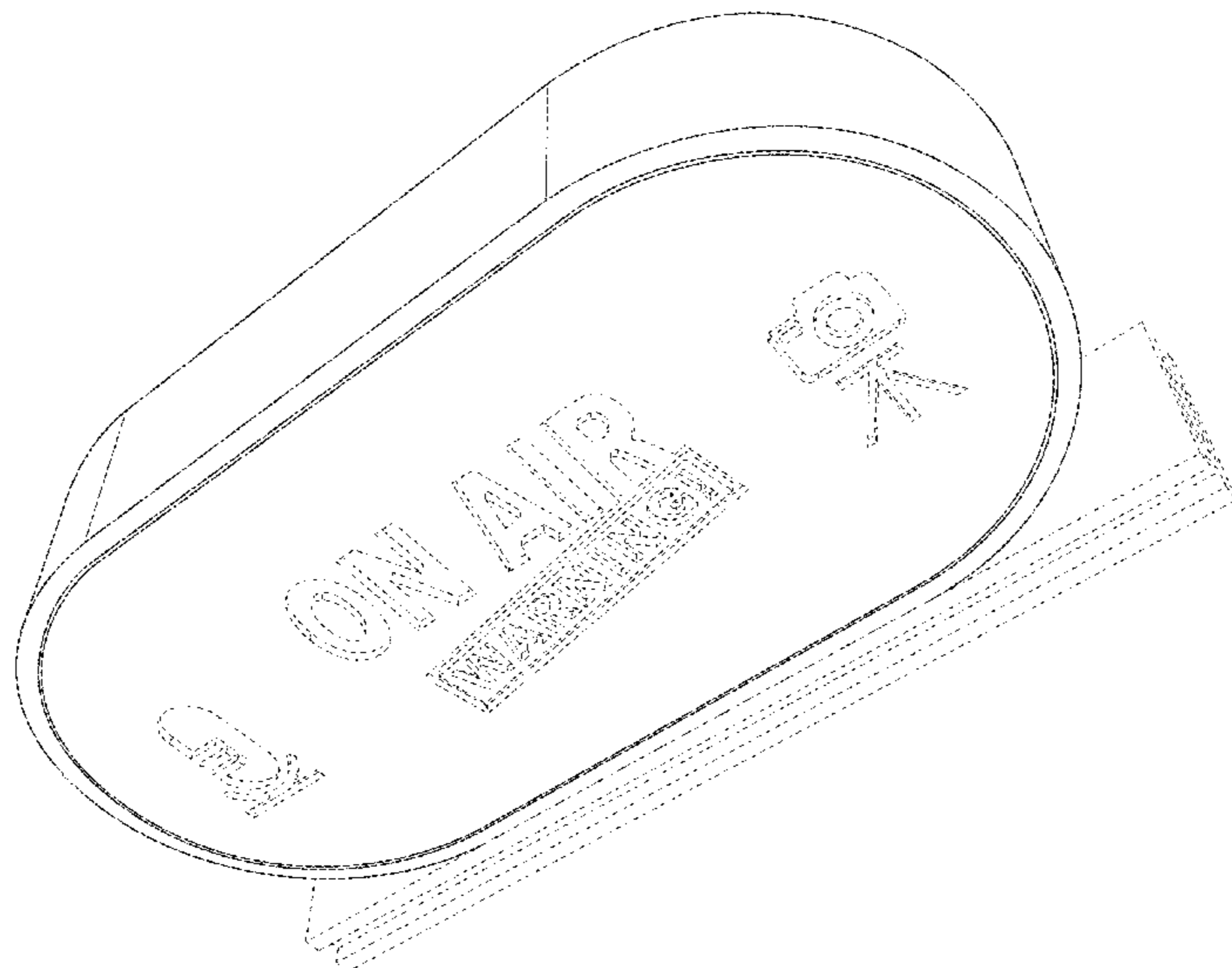
The ornamental design for an indicator light, as shown and described.

DESCRIPTION

FIG. 1 is a front perspective view of the indicator light according to our design;
FIG. 2 is a front view thereof;
FIG. 3 is a rear view thereof;
FIG. 4 is a left side view thereof;
FIG. 5 is a right side view thereof;
FIG. 6 is a bottom view thereof; and,
FIG. 7 is a top view thereof.
The portions shown in broken line are for illustrative purposes only and form no part of the claimed design. The portion in long dash, short dash broken line depicts a boundary that forms no part of the claimed design.

1 Claim, 5 Drawing Sheets

(56) **References Cited**
U.S. PATENT DOCUMENTS
3,740,544 A * 6/1973 Newman B60Q 1/2615
362/549
D557,624 S * 12/2007 Coster D10/70
D707,627 S * 6/2014 Brunner D13/110
D743,474 S * 11/2015 Wada D16/242
D763,209 S * 8/2016 Park D14/125
D764,463 S * 8/2016 Dwivedula D14/453
D776,762 S * 1/2017 Zenoff D20/42
D782,415 S * 3/2017 Zhang D13/108
D795,109 S * 8/2017 Olodort D10/104.1
D800,313 S * 10/2017 Chang D24/167
D815,091 S * 4/2018 Nguyen D14/496



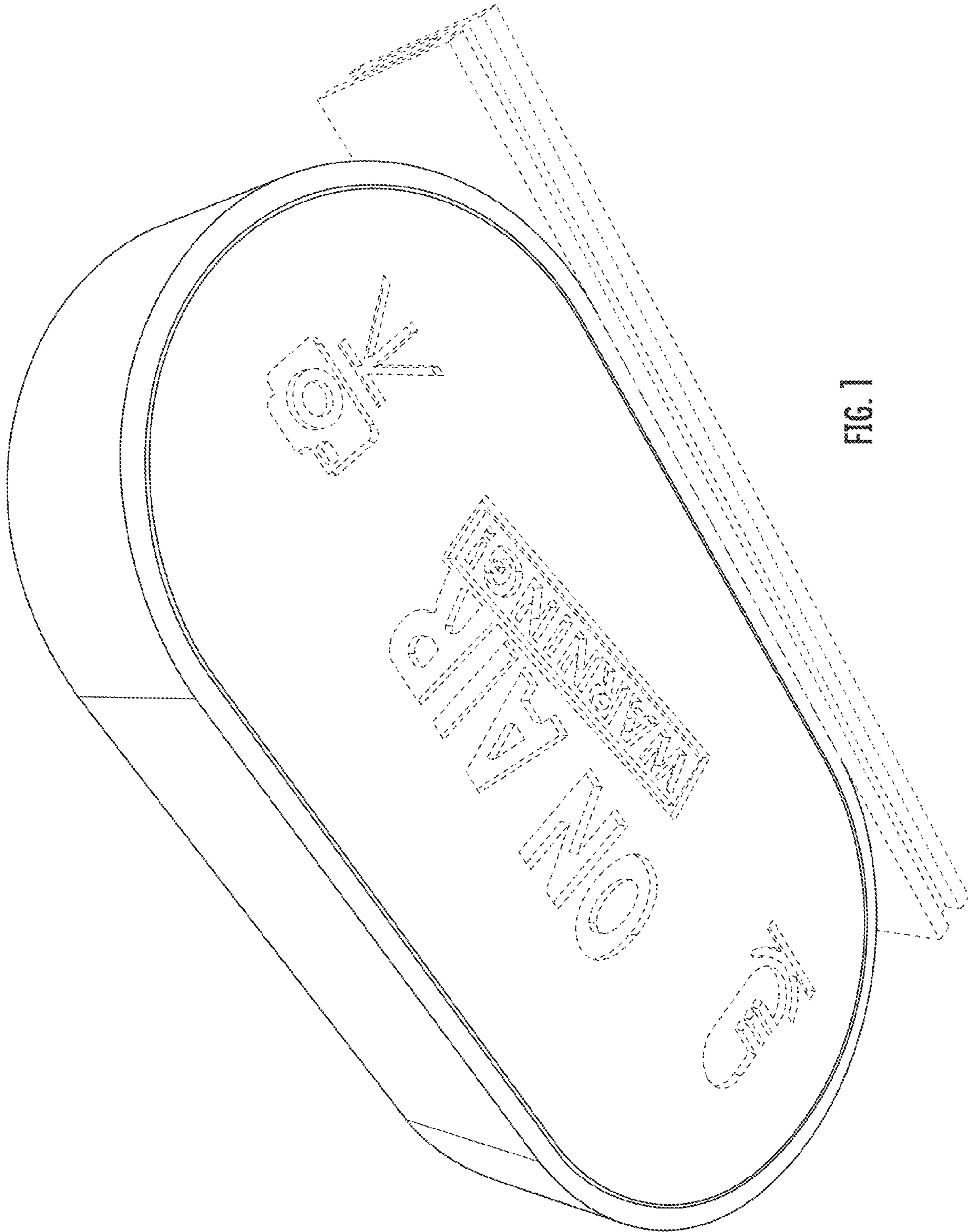
(56)

References Cited

U.S. PATENT DOCUMENTS

D896,764 S * 9/2020 Gutierrez D13/162
D907,001 S * 1/2021 Kim D14/170
D922,235 S * 6/2021 Tan H04M 1/021
D10/118.2
D922,236 S * 6/2021 Tan G10H 1/342
D10/118.2
D923,215 S * 6/2021 Wang D26/28
D933,597 S * 10/2021 Natsume D13/108
D933,599 S * 10/2021 Lee D24/217
D939,926 S * 1/2022 Löfberg et al. G09F 21/04
D8/347
D947,688 S * 4/2022 Lingyun D10/56
2005/0064917 A1* 3/2005 Peng H04M 1/021
455/575.1
2010/0043627 A1* 2/2010 Ahn G10H 1/342
84/723
2017/0053574 A1* 2/2017 Byrd G09F 21/04

* cited by examiner






FIG. 2




FIG. 3




FIG. 4




FIG. 5




FIG. 6




FIG. 7