



(12) **United States Design Patent**
Umair et al.

(10) **Patent No.:** **US D969,637 S**
(45) **Date of Patent:** **** Nov. 15, 2022**

(54) **TRACKING DEVICE**

2071/0663; A63B 71/0686; A63B
24/0062; A63B 24/0084; A63B
2024/0068;

(71) Applicant: **Tile, Inc.**, San Mateo, CA (US)

(Continued)

(72) Inventors: **Muhammad Umair**, Pleasanton, CA
(US); **Matthew Edward Kramer**, Los
Gatos, CA (US); **Christopher Sean**
Wheaton, San Francisco, CA (US)

(56) **References Cited**

U.S. PATENT DOCUMENTS

D561,625 S * 2/2008 Cherneff D10/106.9
D561,626 S * 2/2008 Cherneff D10/106.9
D561,627 S * 2/2008 Cherneff D10/106.9
D561,628 S * 2/2008 Cherneff D10/106.9

(Continued)

(73) Assignee: **Tile, Inc.**, San Mateo, CA (US)

(**) Term: **15 Years**

(21) Appl. No.: **29/811,153**

(22) Filed: **Oct. 12, 2021**

FOREIGN PATENT DOCUMENTS

JP 1573446 S 3/2017

Related U.S. Application Data

(63) Continuation of application No. 29/776,472, filed on
Mar. 30, 2021, now Pat. No. Des. 935,917, which is
(Continued)

OTHER PUBLICATIONS

United States Office Action, U.S. Appl. No. 29/776,472, dated Aug.
6, 2021, six pages.

(51) **LOC (13) Cl.** **10-04**

(52) **U.S. Cl.**
USPC **D10/70; D10/106.9**

Primary Examiner — Antoine Duval Davis
(74) *Attorney, Agent, or Firm* — Fenwick & West LLP

(58) **Field of Classification Search**
USPC D10/70, 106.9
CPC G08B 13/126; G08B 13/128; G08B 13/14;
G08B 13/1427; G08B 13/1409; G08B
13/1436; G08B 13/1445; G08B 13/1463;
G08B 13/1472; G08B 13/1481; G08B
13/149; G08B 13/2428; G08B 13/2434;
G08B 13/2437; G08B 21/24; G09F 3/18;
G09F 3/185; G09F 3/20; G09F 3/201;
G09F 3/202; G09F 3/203; G09F 3/204;
G09F 3/205; G09F 3/206; G09F 3/207;
G09F 3/208; G09F 3/005; A41D 1/02;
A44C 5/0015; A44C 5/02; A44C 5/14;
A61B 19/44; A61B 2019/446; A61B
71/00; A61B 5/02416; A61B 5/1118;
A61B 2/721; A61B 5/002; A61B 5/112;
A61B 5/1122; A61B 5/746; A61B
5/6823; A61B 5/72; A61B 5/7445; A61B
5/0022; A61B 5/14532; A63B 71/06;
A63B 26/00; A63B 24/0075; A63B


(57) **CLAIM**

The ornamental design for a tracking device, as shown and
described.

DESCRIPTION

FIG. 1 is a front perspective view of a tracking device;
FIG. 2 is a rear perspective view thereof;
FIG. 3 is a top plan view thereof;
FIG. 4 is a bottom plan view thereof;
FIG. 5 is a left side elevational view thereof;
FIG. 6 is a right side elevational view thereof;
FIG. 7 is a front elevational view thereof; and,
FIG. 8 is a rear elevational view thereof.
The broken lines in the drawings showing portions of the
tracking device are included for the purpose of illustrating
environmental structure and form no part of the claimed
design.

1 Claim, 8 Drawing Sheets



Related U.S. Application Data

a continuation of application No. 29/693,068, filed on May 30, 2019, now Pat. No. Des. 918,073.

(58) **Field of Classification Search**

CPC ... A63B 2024/0078; A63B 2024/0056; A63B 2071/0625; A63B 2071/003; A63B 2071/063; A63B 2071/065; A63B 2071/068; A63B 2071/0675; A63B 2220/40; A63B 2220/803; A63B 2220/12; A63B 2220/20; A63B 2220/22; A63B 2220/30; A63B 2225/50; A63B 2225/02; A63B 2225/06; A63B 2230/75; A63B 2024/0065; A63B 2024/0081; A63B 2220/51; A63B 2220/62; A63B 2220/836; G06F 1/163; G06F 3/038; G06F 3/03547; G04G 17/00; G04G 17/08; G04G 17/04; G04G 21/02; G04G 21/00; G04G 21/08; G04B 37/1486; G06Q 10/00; G06Q 50/00; G09B 9/00; G09B 19/00; G04F 10/00

See application file for complete search history.

(56)

References Cited

U.S. PATENT DOCUMENTS

D564,926	S *	3/2008	Cherneff	D10/106.9
D569,752	S *	5/2008	Cherneff	D10/106.9
D572,160	S *	7/2008	Cherneff	D10/106.9
D574,281	S *	8/2008	Cherneff	D10/106.9
D688,576	S *	8/2013	Tsai	D10/70
D801,200	S	10/2017	Farley et al.	
D804,336	S *	12/2017	Papakostas	D10/70
D817,199	S	5/2018	Farley et al.	
D818,386	S *	5/2018	Barovic	G01C 21/3632 D10/70
D819,468	S *	6/2018	Komoni	G08B 13/1454 D10/70
D819,469	S	6/2018	Farley et al.	
10,027,795	B1 *	7/2018	Maguire	G08B 3/10
D869,301	S *	12/2019	Komoni	D10/70
10,614,683	B2 *	4/2020	Berglund	G08B 13/1454
D890,002	S *	7/2020	Cound	D10/70
D918,070	S *	5/2021	Franco	D10/70
D918,073	S *	5/2021	Umair	D10/70
11,047,702	B1 *	6/2021	Meyer	G01C 21/3632
D935,917	S *	11/2021	Umair	D10/70
D940,330	S *	1/2022	Räisänen	D10/70

* cited by examiner

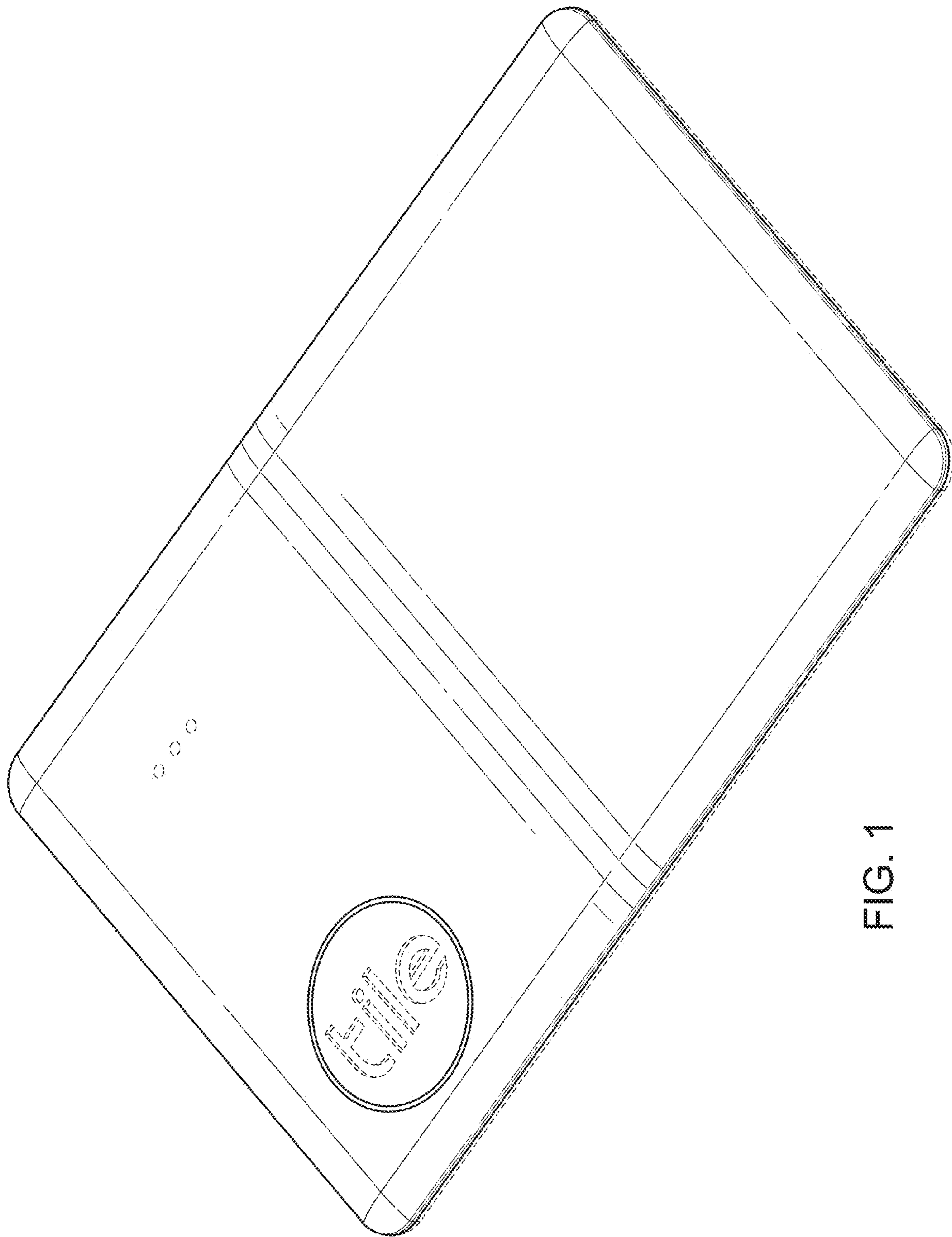


FIG. 1




FIG. 2

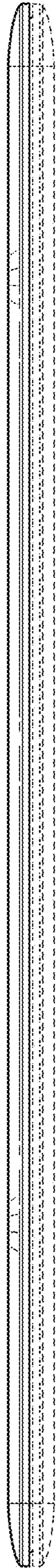


FIG. 3

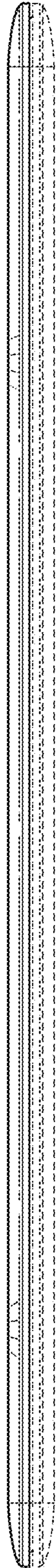


FIG. 4

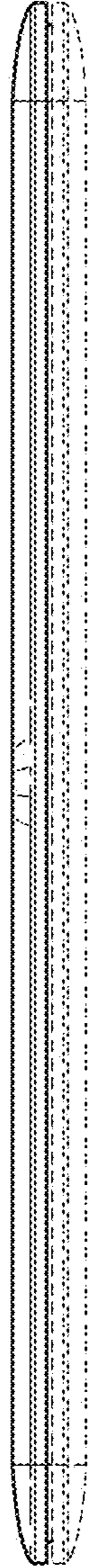


FIG. 5




FIG. 6




FIG. 7




FIG. 8