



US00D969636S

(12) **United States Design Patent** (10) **Patent No.:** **US D969,636 S**  
**Wheaton et al.** (45) **Date of Patent:** **\*\* Nov. 15, 2022**

(54) **TRACKING DEVICE** 5/0022; A61B 5/14532; A63B 71/06;  
A63B 26/00; A63B 24/0075;  
(71) Applicant: **Tile, Inc.**, San Mateo, CA (US) (Continued)

(72) Inventors: **Christopher Sean Wheaton**, San Francisco, CA (US); **Muhammad Umair**, Pleasanton, CA (US); **Matthew Edward Kramer**, Los Gatos, CA (US)

(73) Assignee: **Tile, Inc.**, San Mateo, CA (US)

(\*\*) Term: **15 Years**

(21) Appl. No.: **29/811,152**

(22) Filed: **Oct. 12, 2021**

**Related U.S. Application Data**

(63) Continuation of application No. 29/796,151, filed on Jun. 23, 2021, now Pat. No. Des. 935,918, which is a (Continued)

(51) **LOC (13) Cl.** ..... **10-04**

(52) **U.S. Cl.**  
USPC ..... **D10/70; D10/106.9**

(58) **Field of Classification Search**  
USPC ..... D10/70, 106.9  
CPC .... G08B 13/126; G08B 13/128; G08B 13/14;  
G08B 13/1427; G08B 13/1409; G08B  
13/1436; G08B 13/1445; G08B 13/1463;  
G08B 13/1472; G08B 13/1481; G08B  
13/149; G08B 13/2428; G08B 13/2434;  
G08B 13/2437; G08B 21/24; G09F 3/18;  
G09F 3/185; G09F 3/20; G09F 3/201;  
G09F 3/202; G09F 3/203; G09F 3/204;  
G09F 3/205; G09F 3/206; G09F 3/207;  
G09F 3/208; G09F 3/005; A41D 1/02;  
A44C 5/0015; A44C 5/02; A44C 5/14;  
A61B 19/44; A61B 2019/446; A61B  
71/00; A61B 5/02416; A61B 5/1118;  
A61B 2/721; A61B 5/002; A61B 5/112;  
A61B 5/1122; A61B 5/746; A61B  
5/6823; A61B 5/72; A61B 5/7445; A61B

(56) **References Cited**

U.S. PATENT DOCUMENTS

D693,709 S 11/2013 Lee et al.  
D715,667 S \* 10/2014 Shigeno ..... D10/70  
(Continued)

FOREIGN PATENT DOCUMENTS

JP 1639867 S 8/2019

OTHER PUBLICATIONS

United States Office Action, U.S. Appl. No. 29/796,151, dated Aug. 6, 2021, six pages.

*Primary Examiner* — Antoine Duval Davis

(74) *Attorney, Agent, or Firm* — Fenwick & West LLP

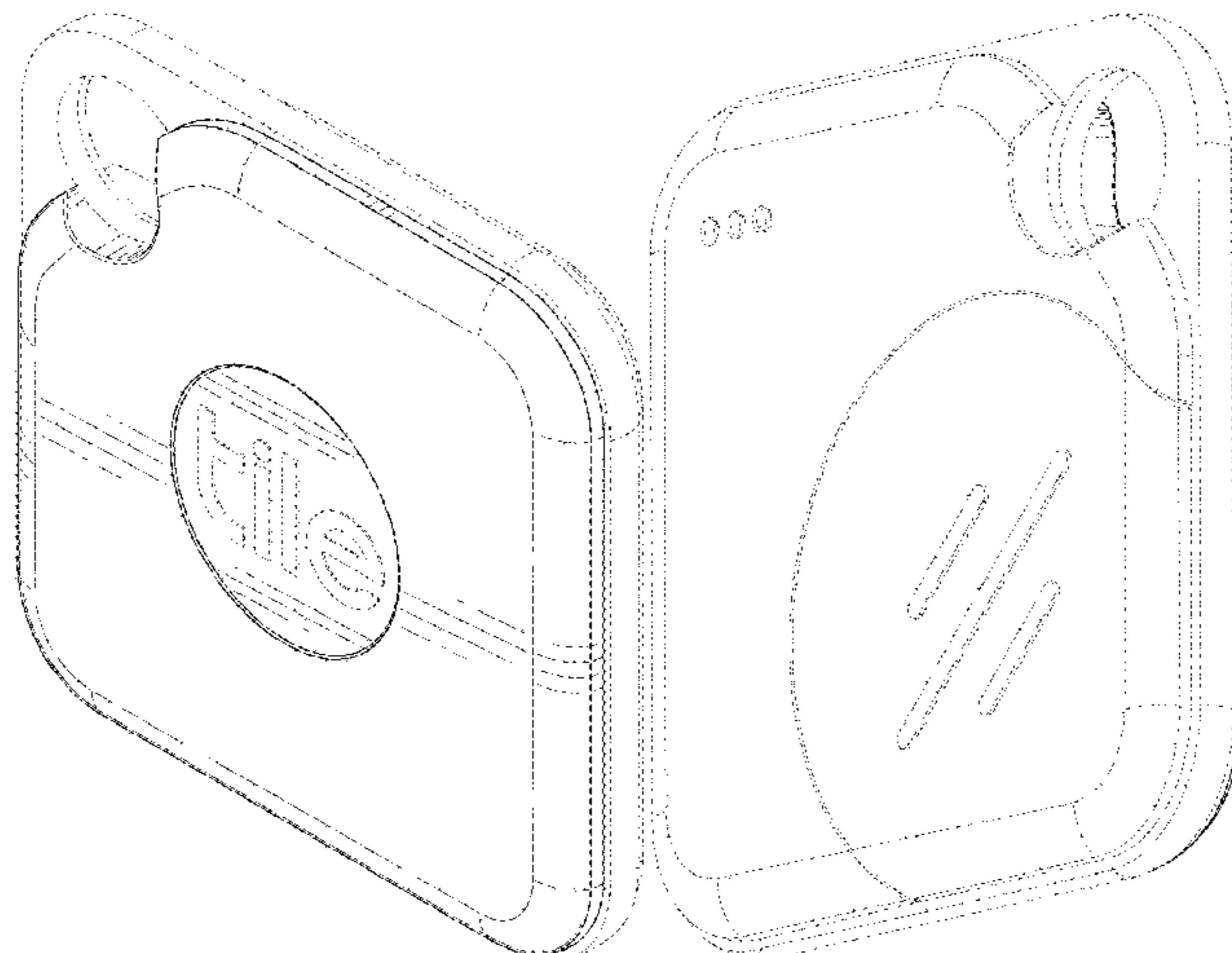
(57) **CLAIM**

The ornamental design for a tracking device, as shown and described.

**DESCRIPTION**

FIG. 1 is a top, front, and right side perspective view of a tracking device;  
FIG. 2 is a bottom, rear, and left side perspective view thereof;  
FIG. 3 is a front elevational view thereof;  
FIG. 4 is a rear elevational view thereof;  
FIG. 5 is a left side elevational view thereof;  
FIG. 6 is a right side elevational view thereof;  
FIG. 7 is a top plan view thereof; and,  
FIG. 8 is a bottom plan view thereof.

(Continued)



The broken lines in the drawings showing portions of the tracking device are included for the purpose of illustrating environmental structure and form no part of the claimed design.

**1 Claim, 8 Drawing Sheets**

**Related U.S. Application Data**

continuation of application No. 29/695,362, filed on Jun. 18, 2019, now Pat. No. Des. 923,496.

(58) **Field of Classification Search**

CPC ..... A63B 2071/0663; A63B 71/0686; A63B 24/0062; A63B 24/0084; A63B 2024/0068; A63B 2024/0078; A63B 2024/0056; A63B 2071/0625; A63B 2071/003; A63B 2071/063; A63B 2071/065; A63B 2071/068; A63B 2071/0675; A63B 2220/40; A63B 2220/803; A63B 2220/12; A63B 2220/20; A63B 2220/22; A63B 2220/30; A63B 2225/50; A63B 2225/02; A63B 2225/06; A63B 2230/75; A63B 2024/0065; A63B 2024/0081; A63B 2220/51; A63B 2220/62; A63B 2220/836; G06F 1/163; G06F 3/038; G06F 3/03547; G04G 17/00; G04G 17/08; G04G 17/04; G04G 21/02; G04G 21/00; G04G 21/08; G04B 37/1486; G06Q 10/00; G06Q 50/00; G09B 9/00; G09B 19/00; G04F 10/00

See application file for complete search history.

(56)

**References Cited**

U.S. PATENT DOCUMENTS

D723,957	S	*	3/2015	Evans	.....	D10/70
9,134,768	B2		9/2015	Yoon		
9,183,719	B2		11/2015	Gouge et al.		
D790,996	S		7/2017	Farley et al.		
D801,200	S		10/2017	Farley et al.		
D804,971	S	*	12/2017	Heikkilä	.....	D10/70
D817,198	S		5/2018	Farley et al.		
D817,199	S	*	5/2018	Farley	.....	D10/70
D819,469	S	*	6/2018	Farley	.....	D10/70
D837,073	S	*	1/2019	Behar	.....	D10/70
D837,671	S	*	1/2019	Behar	.....	D10/70
D842,724	S	*	3/2019	Vandenbussche	.....	D10/70
D854,433	S	*	7/2019	Vandenbussche	.....	D10/70
D856,174	S	*	8/2019	Behar	.....	D10/70
D859,187	S	*	9/2019	Behar	.....	D10/70
D864,767	S	*	10/2019	Vandenbussche	.....	D10/70
D866,370	S	*	11/2019	Wheaton	.....	D10/70
D866,371	S	*	11/2019	Wheaton	.....	D10/70
D871,240	S	*	12/2019	Burns	.....	D10/70
D876,255	S	*	2/2020	Möller	.....	D10/70
D879,627	S	*	3/2020	Behar	.....	D10/70
D880,320	S	*	4/2020	Behar	.....	D10/70
D881,048	S	*	4/2020	Wheaton	.....	D10/70
D881,729	S	*	4/2020	Wheaton	.....	D10/70
D894,023	S	*	8/2020	Barber	.....	D10/70
D923,496	S	*	6/2021	Wheaton	.....	D10/70
D935,916	S	*	11/2021	Wheaton	.....	D10/70
D935,918	S	*	11/2021	Wheaton	.....	D10/70
D937,108	S	*	11/2021	Wheaton	.....	D10/70
D946,440	S	*	3/2022	Chen	.....	D10/70

\* cited by examiner

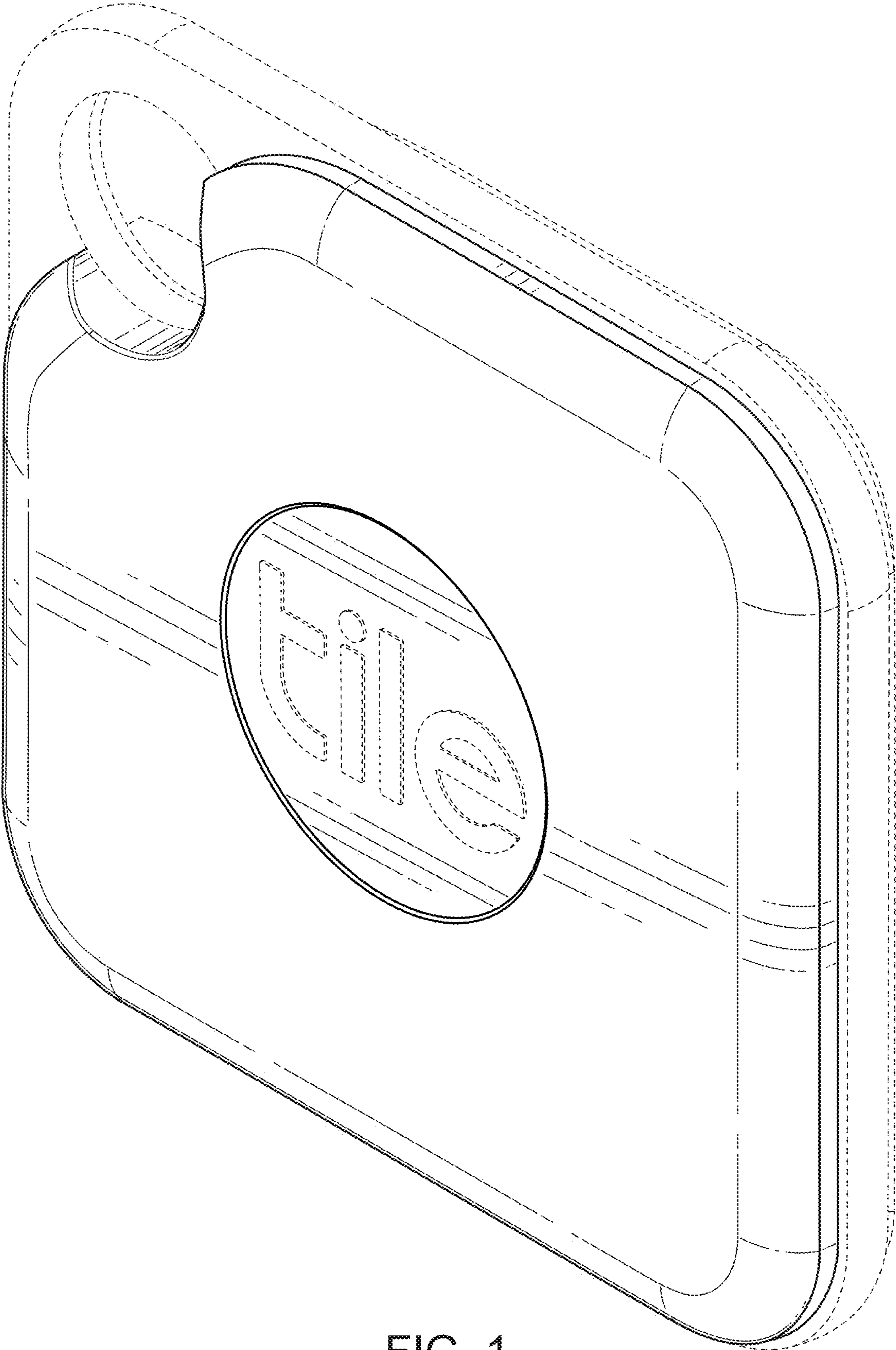


FIG. 1

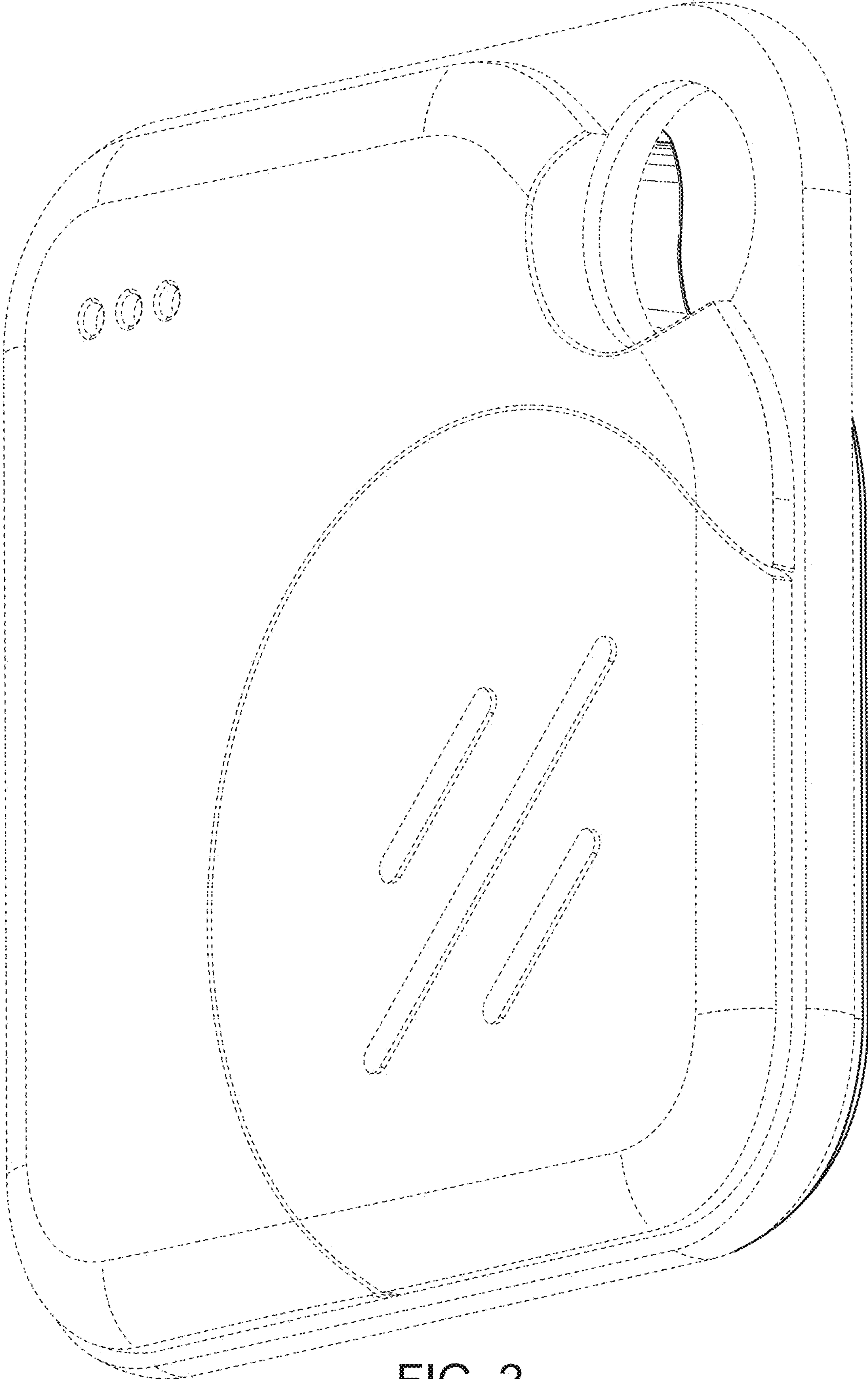


FIG. 2

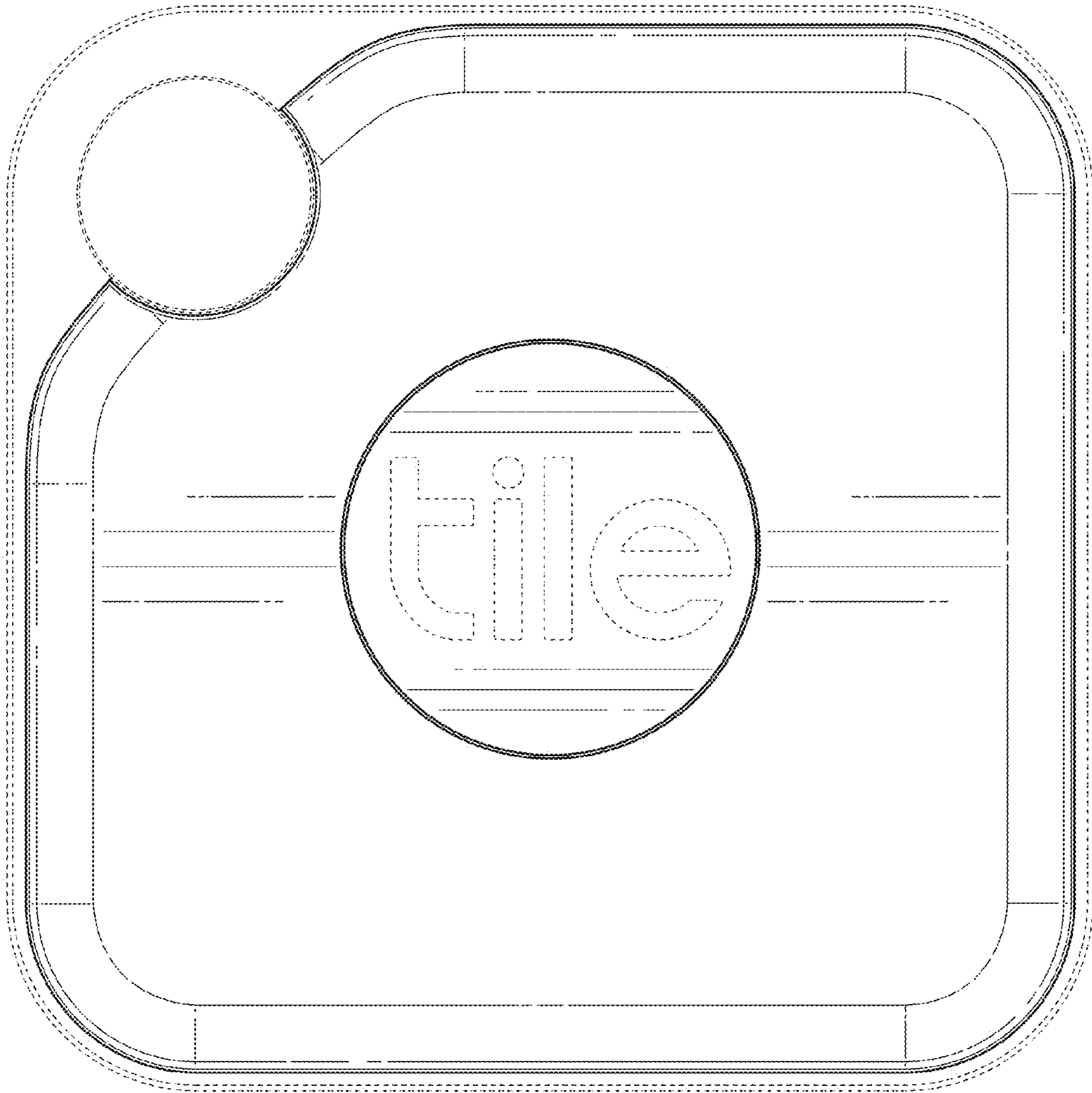


FIG. 3

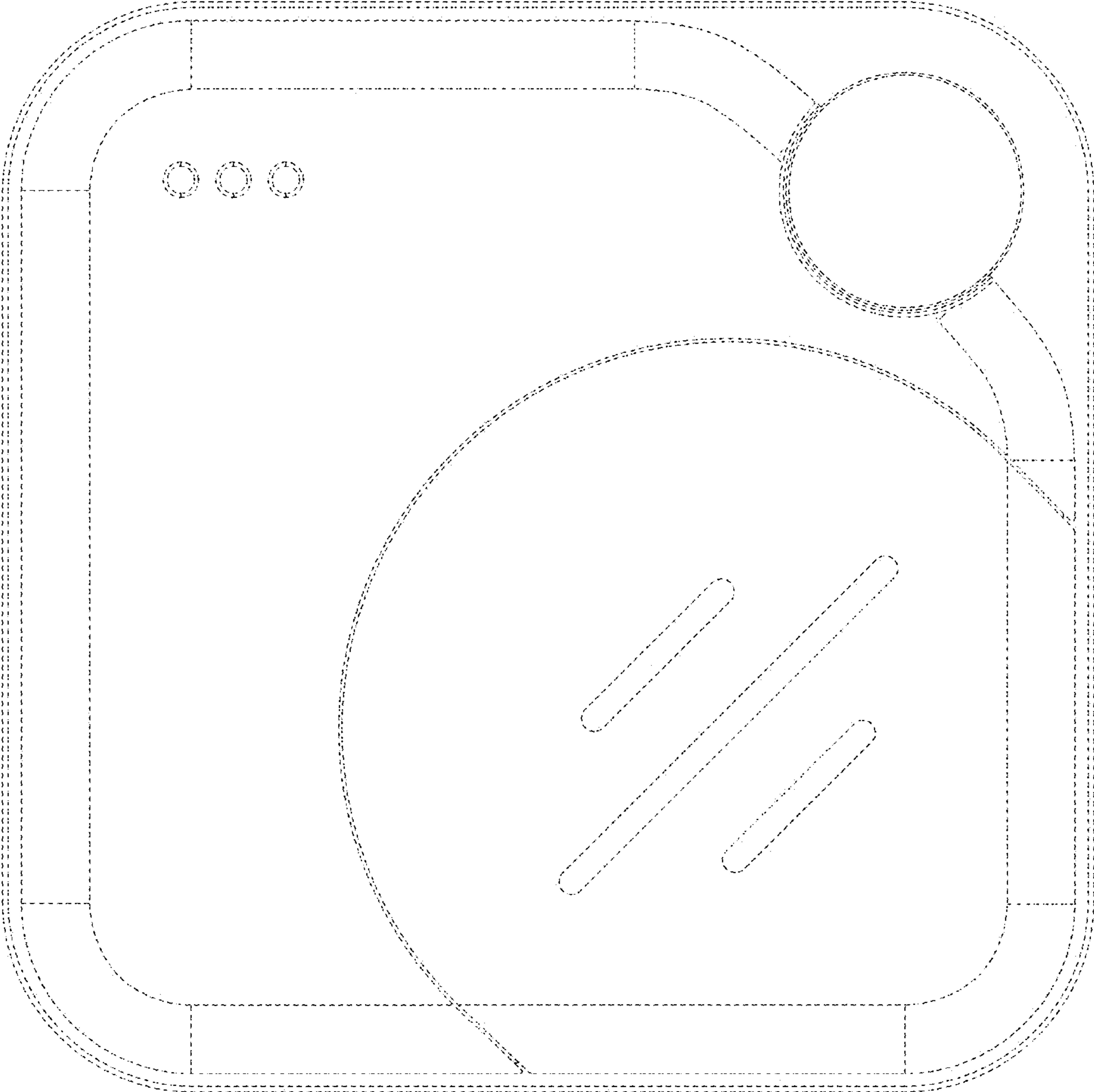


FIG. 4

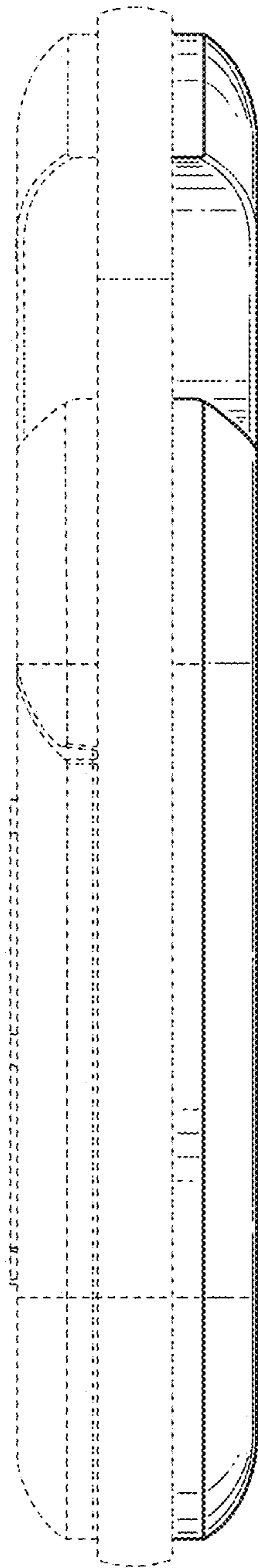


FIG. 5

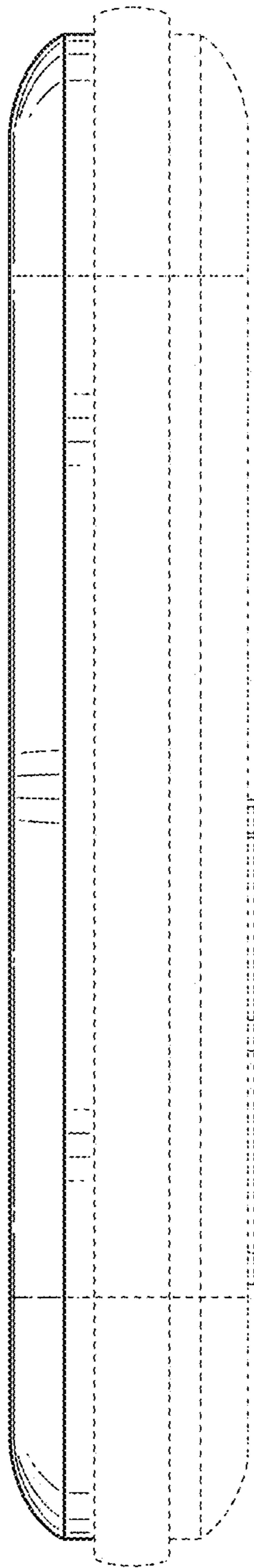


FIG. 6






FIG. 7

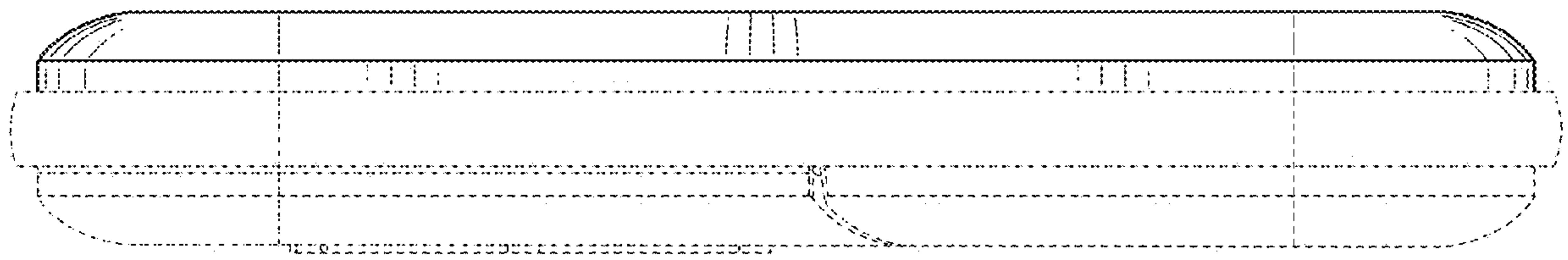


FIG. 8