

US00D969590S

(12) **United States Design Patent**
Johanneck

(10) **Patent No.:** **US D969,590 S**

(45) **Date of Patent:** **** Nov. 15, 2022**

- (54) **TIE-DOWN**
- (71) Applicant: **Innovative Outdoor Solutions, Inc.**,
Maple Lake, MN (US)
- (72) Inventor: **Richard G. Johanneck**, Maple Lake,
MN (US)
- (73) Assignee: **Innovative Outdoor Solutions, Inc.**,
Maple Lake, MN (US)

- 5,301,627 A * 4/1994 Czipri B63B 21/045
114/218
- 5,438,944 A * 8/1995 Burke B63B 21/045
114/218
- 5,535,694 A * 7/1996 Czipri B63B 21/045
114/218
- D401,842 S * 12/1998 Johnson, Jr. D8/356
- 5,983,820 A * 11/1999 Whitley B63B 21/045
114/218
- 6,039,520 A * 3/2000 Cheng B60P 7/0807
410/106

(Continued)

(**) Term: **15 Years**

Primary Examiner — Cynthia R Underwood

(21) Appl. No.: **29/747,567**

(74) *Attorney, Agent, or Firm* — Dicke, Billig & Czaja,
PLLC

(22) Filed: **Aug. 24, 2020**

(51) **LOC (13) Cl.** **09-06**

(57) **CLAIM**

(52) **U.S. Cl.**
USPC **D8/356**

The ornamental design for a tie-down, as shown and described.

(58) **Field of Classification Search**
USPC D8/356, 354, 349, 382; 361/826;
D12/317; 410/104
CPC A63B 29/00; A63B 27/00; B63B 59/02;
B63B 21/045; H05K 5/0247; B60P
7/0807

DESCRIPTION

See application file for complete search history.

FIG. 1 is a perspective view of a first embodiment of a tie-down design, as viewed from the right-front side.

FIG. 2 is a front view of the first embodiment of the tie-down design. The back view of the tie-down design is identical to the front view.

FIG. 3 is a top view of the first embodiment of the tie-down design.

FIG. 4 is a bottom view of the first embodiment of the tie-down design; and,

FIG. 5 is a right side view of the first embodiment of the tie-down design. The left side view of the tie-down design is identical to the right side view.

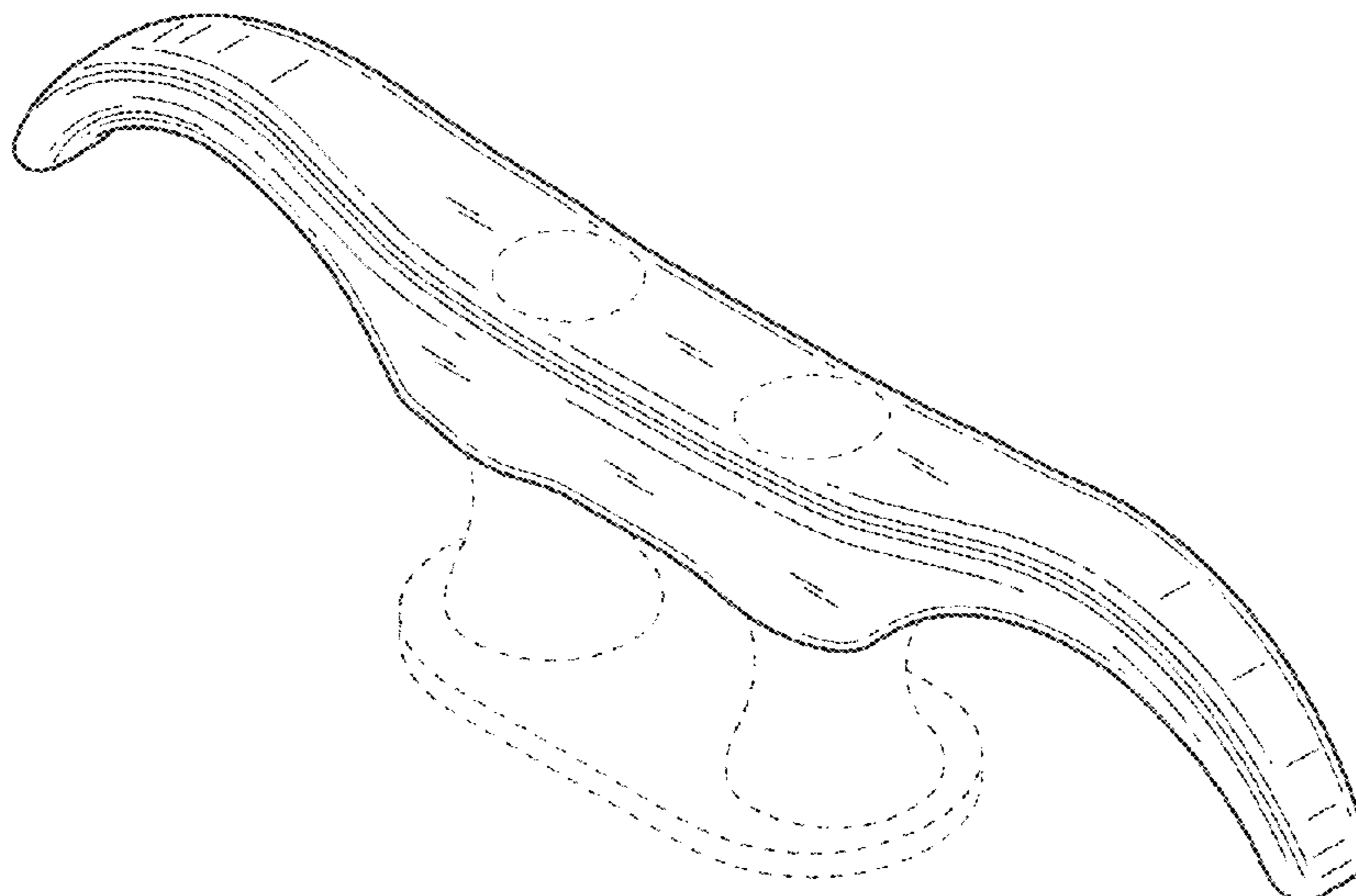
The broken lines illustrate portions of the tie-down and form no part of the claimed design. Broken lines may show structure that is not part of the claimed design; but used to show environment in which the design is used. The views or portions of the tie-down not illustrated form no part of the claimed design.

(56) **References Cited**

U.S. PATENT DOCUMENTS

- 2,833,240 A * 5/1958 Semolic B63B 21/045
114/218
- 3,905,322 A * 9/1975 Peterman B63B 21/045
D8/382
- D247,364 S * 2/1978 Schulz D8/382
- D250,571 S * 12/1978 Winslow D8/358
- 4,270,478 A * 6/1981 Kafka B63B 21/045
114/218
- 4,297,962 A * 11/1981 Johnson, Jr. B63B 21/045
248/499
- 4,354,445 A * 10/1982 Kafka B63C 3/06
114/218
- 4,809,634 A * 3/1989 Czipri B63B 21/045
114/218

1 Claim, 5 Drawing Sheets



(56)

References Cited

U.S. PATENT DOCUMENTS

D430,099 S * 8/2000 Sobey D21/771
 D458,891 S * 6/2002 Whitley D12/317
 D483,247 S * 12/2003 Pugh D8/356
 D506,126 S * 6/2005 Amy D8/382
 D516,898 S * 3/2006 Amy D8/356
 7,040,849 B2 * 5/2006 Cunningham B60R 9/058
 410/104
 D522,349 S * 6/2006 Amy D8/356
 7,131,387 B1 * 11/2006 Czipri B63B 21/045
 114/218
 D533,442 S * 12/2006 Baylor D8/382
 D541,635 S * 5/2007 Amy D8/356
 D551,059 S * 9/2007 Wagner D8/356
 D578,380 S * 10/2008 Gassew D8/356
 D615,019 S * 5/2010 Jien D8/356
 D630,933 S * 1/2011 Marr, Jr. D8/356
 D645,332 S * 9/2011 Tung D8/356

8,025,431 B1 * 9/2011 Burke B63B 21/045
 362/477
 8,277,157 B2 * 10/2012 Parsons B61D 45/001
 410/104
 8,408,853 B2 * 4/2013 Womack B60P 7/0815
 410/104
 8,661,624 B1 * 3/2014 Bracewell B63B 21/08
 24/130
 D727,245 S * 4/2015 Patel D12/414
 D737,502 S * 8/2015 Kirkham D26/143
 D762,461 S * 8/2016 Kirkham D8/356
 D821,186 S * 6/2018 Pratt D8/382
 D830,948 S * 10/2018 Fenchak D12/414
 D835,494 S * 12/2018 Loechel D8/356
 D839,720 S * 2/2019 Cunnington D8/356
 D865,491 S * 11/2019 Noack D8/356
 10,501,154 B2 * 12/2019 Brezina B63B 17/00
 D932,878 S * 10/2021 Tung D8/356
 D933,458 S * 10/2021 Brown, Jr. D8/356

* cited by examiner

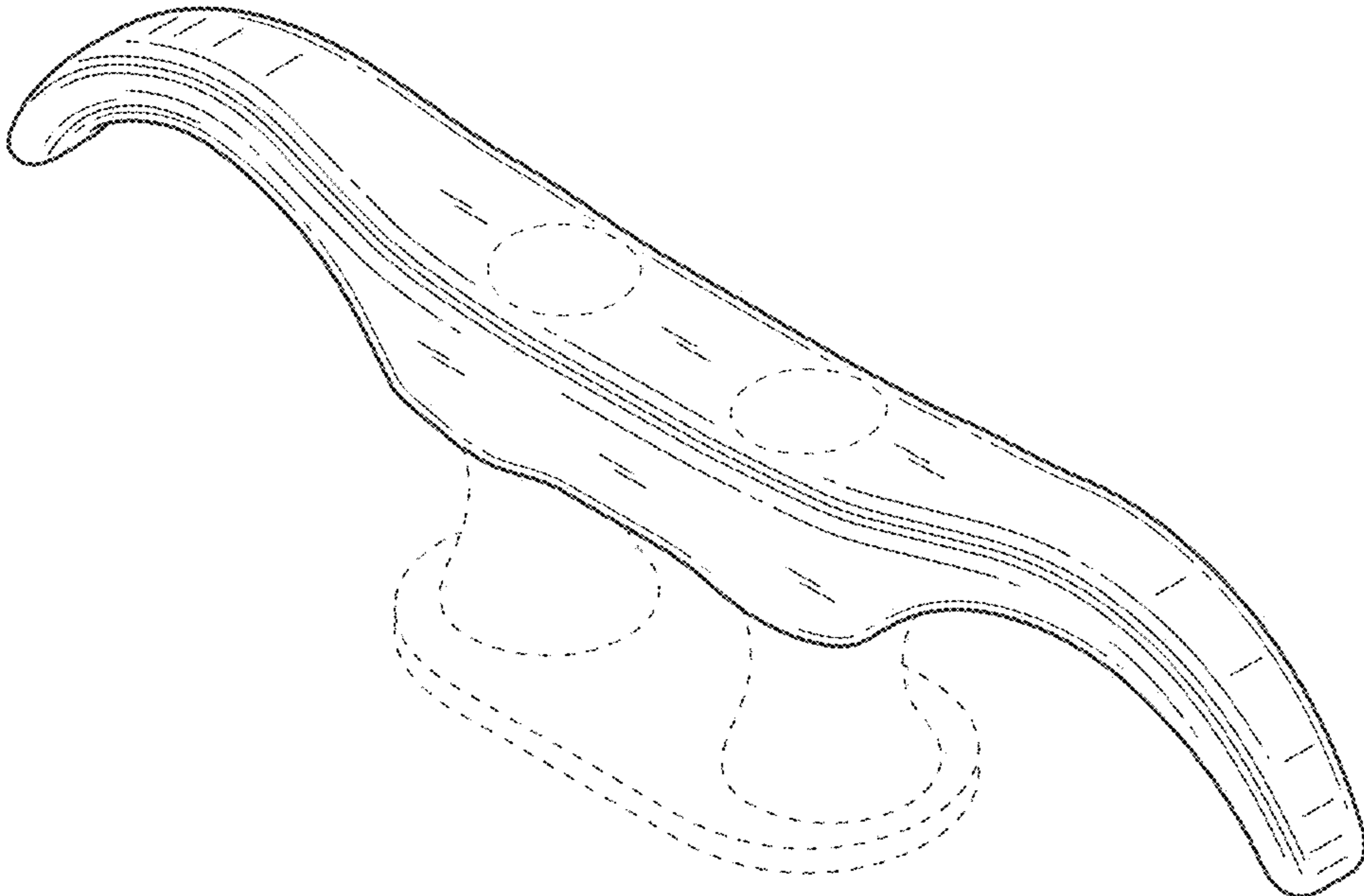


FIG. 1

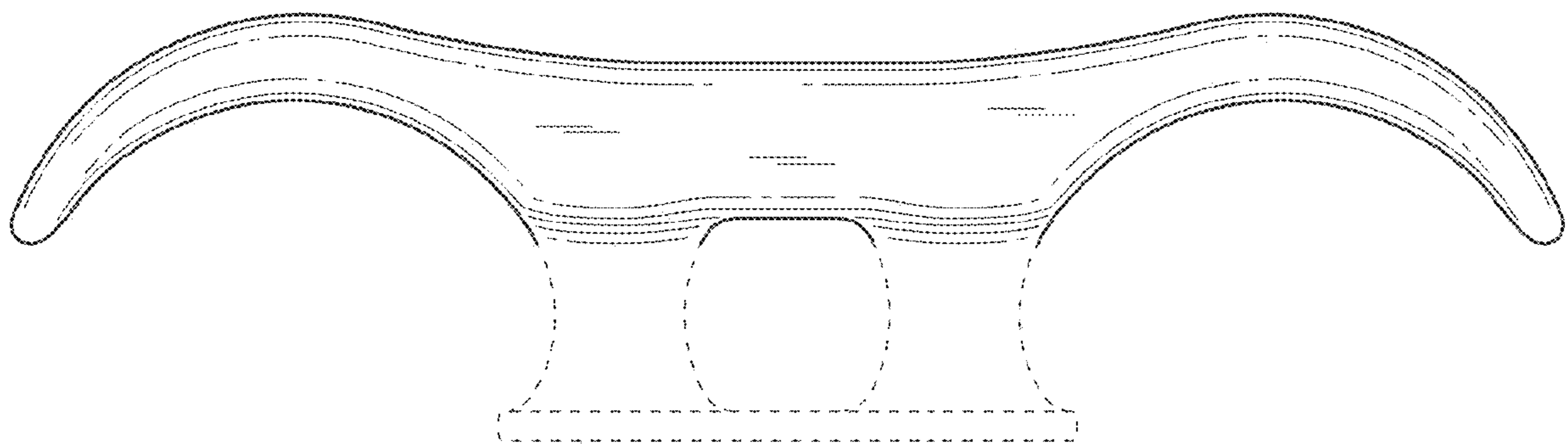


FIG. 2

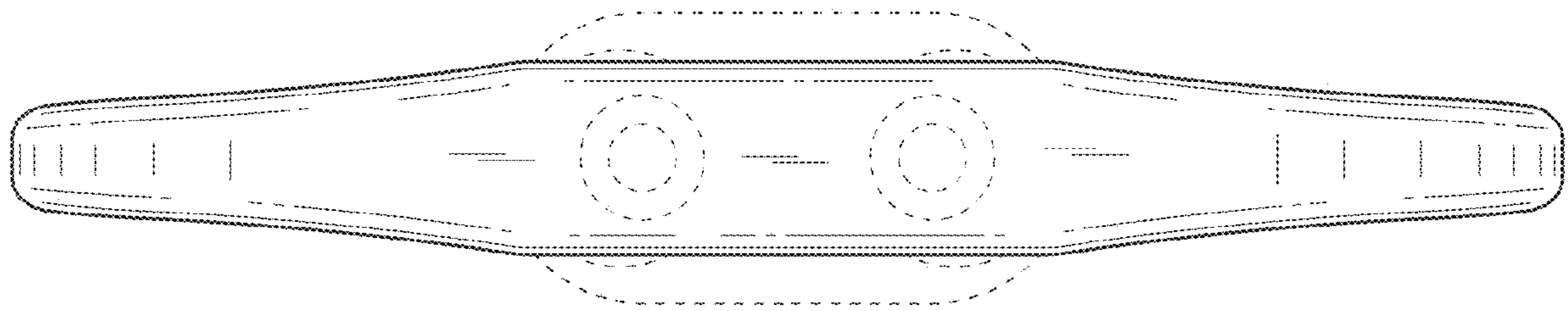


FIG. 3

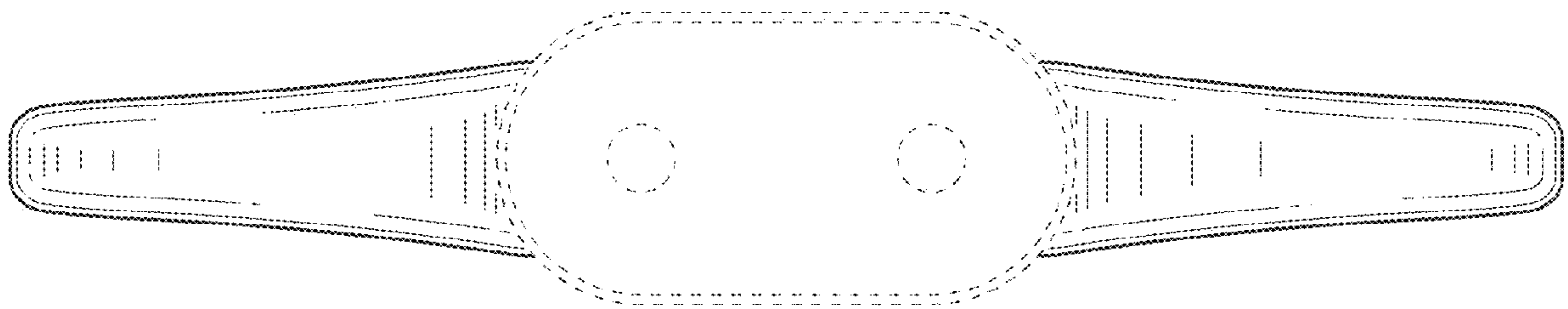


FIG. 4

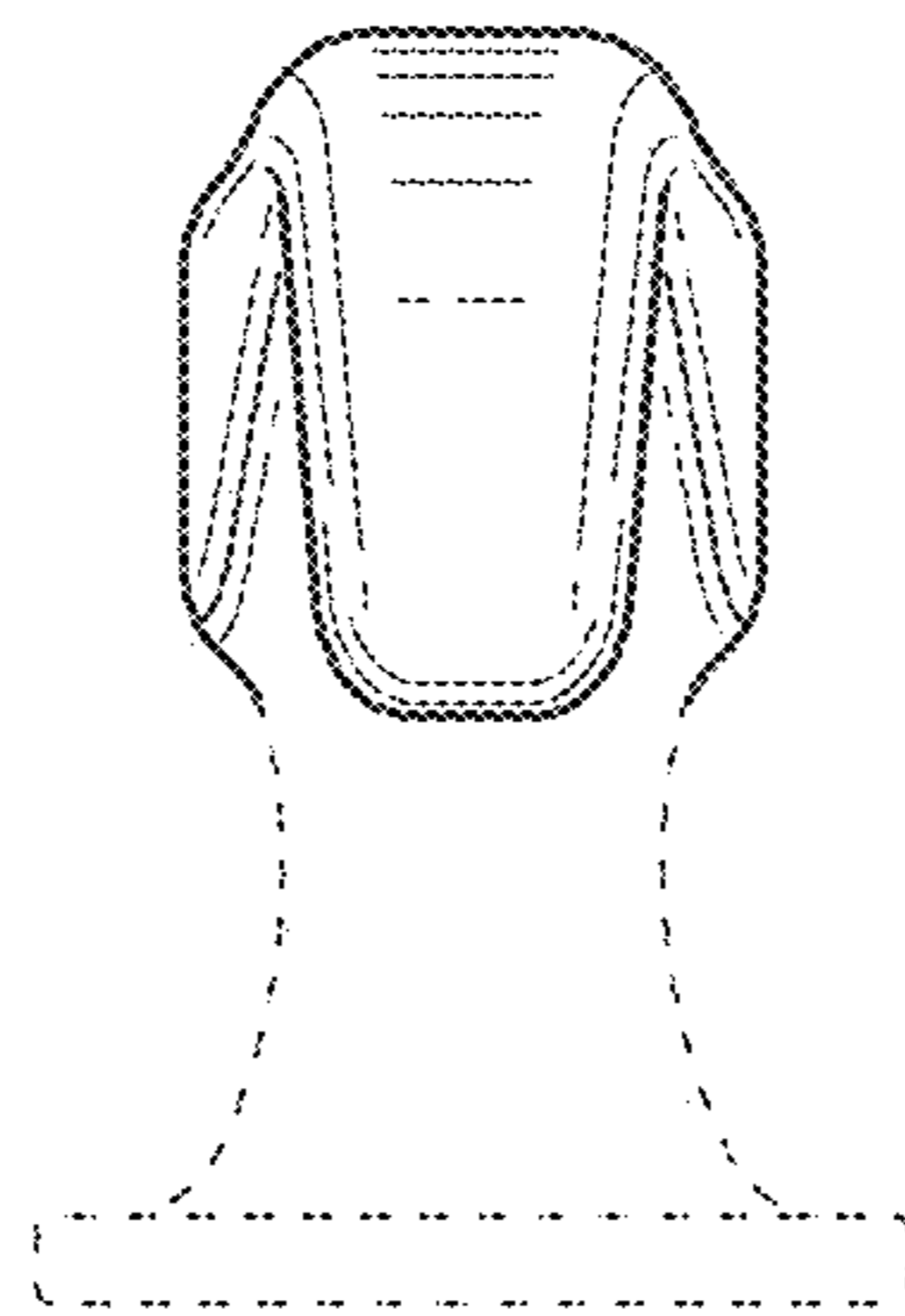


FIG. 5