



US00D969570S

(12) **United States Design Patent**  
**Jacko**

(10) **Patent No.:** **US D969,570 S**

(45) **Date of Patent:** **\*\* Nov. 15, 2022**

(54) **KNIFE**  
(71) Applicant: **Urschel Laboratories, Inc.**, Chesterton, IN (US)

3,521,688 A 7/1970 Urschel et al.  
4,523,503 A 6/1985 Julian et al.  
4,590,835 A 5/1986 Matsuo

(Continued)

(72) Inventor: **Michael Scot Jacko**, Valparaiso, IN (US)

FOREIGN PATENT DOCUMENTS

(73) Assignee: **Urschel Laboratories, Inc.**, Chesterton, IN (US)

CN 2558497 7/2003  
KR 20-0343106 2/2004  
WO 2012139988 10/2012

(\*\*) Term: **15 Years**

OTHER PUBLICATIONS

(21) Appl. No.: **29/776,266**

European Search Report for International Application No. 13 782 232.6, dated Feb. 18, 2016.

(22) Filed: **Mar. 29, 2021**

(Continued)

(51) **LOC (13) Cl.** ..... **07-03**

*Primary Examiner* — Philip S Hyder

(52) **U.S. Cl.**

(74) *Attorney, Agent, or Firm* — Hartman Global IP Law; Gary M. Hartman; Domenica N. S. Hartman

USPC ..... **D7/650**; D7/593; D8/20

(58) **Field of Classification Search**

(57) **CLAIM**

USPC ..... D7/650, 649, 381, 368, 401.2, 641–645, D7/664, 669, 675, 677, 683, 689, 691; D8/13, 14, 20, 45, 98; D15/139; D22/117, 118; D25/119

The ornamental design for a knife, as shown and described.

CPC ..... B26D 3/26; B26D 7/0691; B26D 1/0006; B26D 2001/0033; B26D 2003/288; B26D 2001/006; Y10T 83/9457; Y10T 83/0586

**DESCRIPTION**

See application file for complete search history.

FIG. 1 is a perspective view showing a top side, front edge, and left end of a knife in accordance with this invention.

FIG. 2 is a top view of the knife of FIG. 1 showing the top side thereof.

FIG. 3 is a bottom view of the knife of FIG. 1 showing a bottom side thereof.

FIG. 4 is a front edge view of the knife of FIG. 1 showing the front edge thereof, wherein the opposite edge view of the knife is a mirror image of FIG. 4 and therefore not shown; and,

FIG. 5 is a left end view of the knife of FIG. 1 showing the left end thereof, wherein the opposite view of the knife is a mirror image of FIG. 5 and therefore not shown.

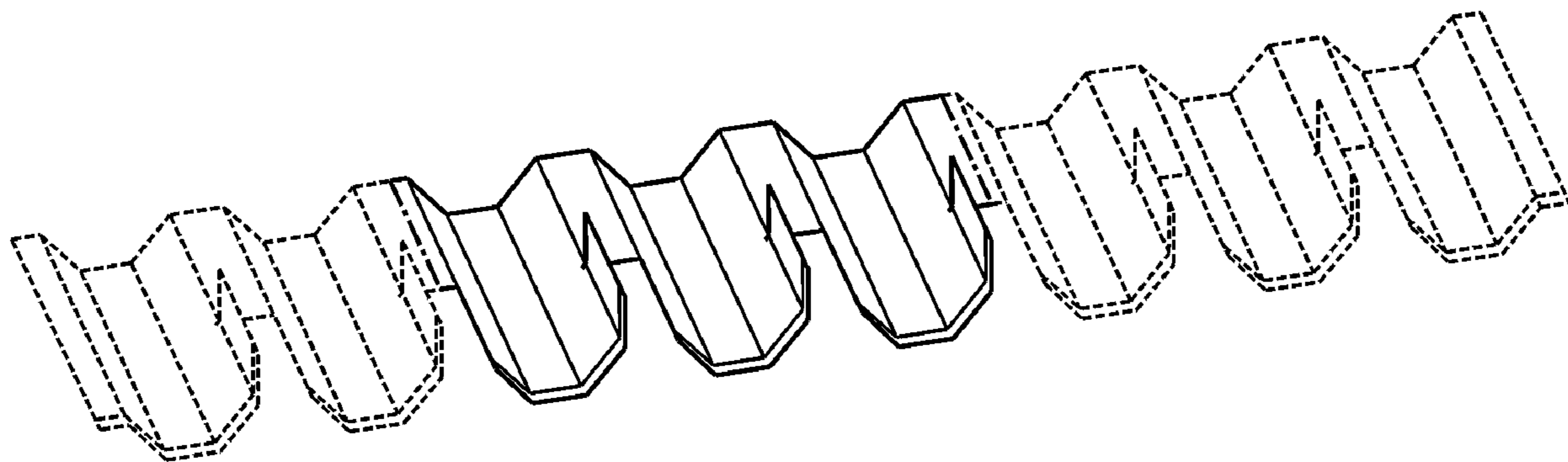
The broken lines illustrate portions of the knife in which the design is embodied that form no part of the claimed design.

(56) **References Cited**

U.S. PATENT DOCUMENTS

2,580,526 A 1/1952 Dawson  
2,769,714 A 11/1956 Stahmer  
2,769,715 A 11/1956 Stahmer  
2,884,974 A 5/1959 Woodward  
2,961,024 A 11/1960 Urschel et al.  
3,139,129 A 6/1964 Urschel et al.  
3,392,768 A 7/1968 Anliker  
3,395,742 A 8/1968 Sanders  
3,472,297 A 10/1969 Urschel et al.

**1 Claim, 1 Drawing Sheet**



(56)

**References Cited**

U.S. PATENT DOCUMENTS

4,601,227	A	7/1986	Fitzwater et al.	
5,095,875	A	3/1992	Morris et al.	
5,694,824	A	12/1997	Jacko et al.	
5,745,999	A	5/1998	Zirkiev	
5,896,801	A	4/1999	Jacko	
6,968,765	B2	11/2005	King	
7,032,487	B2	4/2006	Tochigi et al.	
7,096,771	B2	8/2006	Mendenhall	
D584,576	S *	1/2009	Debuyer .....	D7/412
D599,618	S *	9/2009	de Buyer .....	D7/412
D652,692	S *	1/2012	De Buyer .....	D7/672
D742,180	S *	11/2015	Van Wemmel .....	D7/381
D742,181	S *	11/2015	Bucks .....	D7/381
D742,701	S *	11/2015	Bucks .....	D7/381
D745,338	S *	12/2015	Bucks .....	D7/693
9,469,041	B2	10/2016	King et al.	
9,840,015	B2	12/2017	King et al.	
9,849,600	B2	12/2017	King et al.	
2001/0008097	A1	7/2001	Jacko	
2005/0150345	A1	7/2005	Bucks	
2010/0015312	A1	1/2010	Bellmunt-Molins et al.	
2010/0236372	A1	9/2010	Desailly et al.	
2013/0276604	A1	10/2013	King et al.	
2014/0083266	A1	3/2014	Bucks	
2015/0107426	A1	4/2015	King et al.	
2017/0072579	A1	3/2017	Reis et al.	

OTHER PUBLICATIONS

European Search Report for International Application No. 14 870 160.0, dated Jul. 26, 2017.  
 International Search Report for PCT Application No. PCT/US2018/060596, dated Feb. 27, 2019.

\* cited by examiner

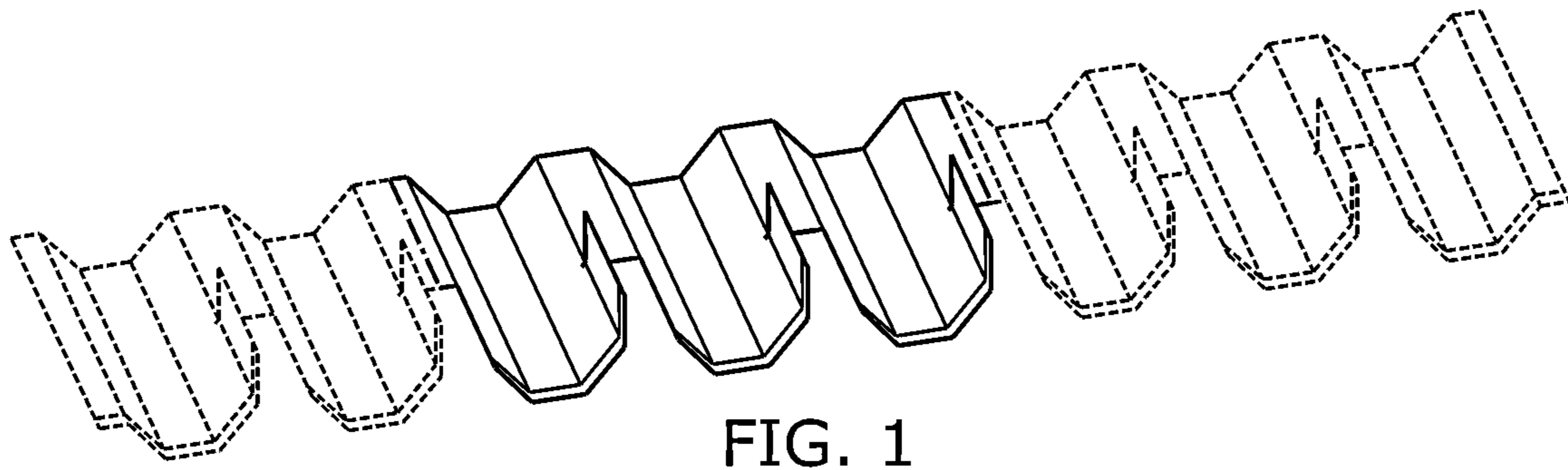


FIG. 1

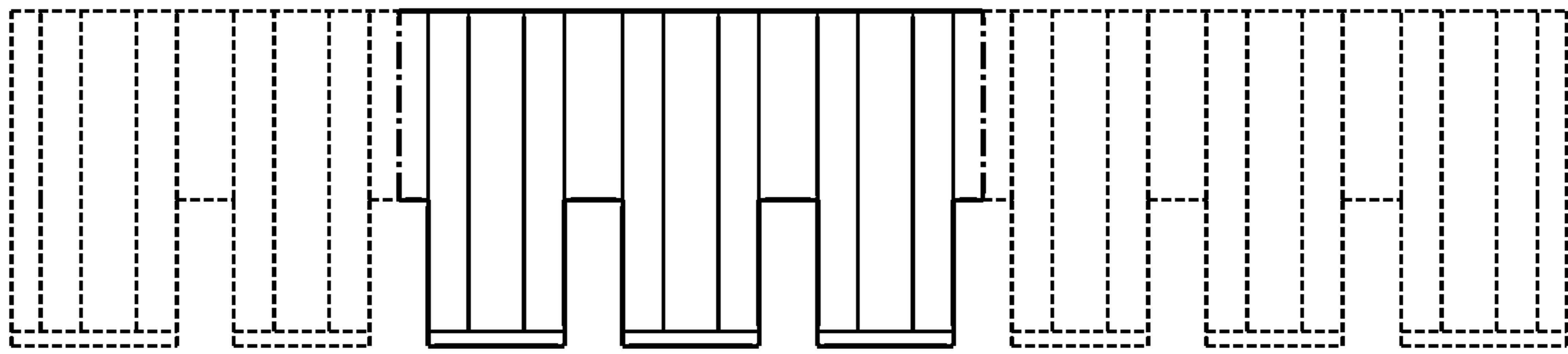


FIG. 2

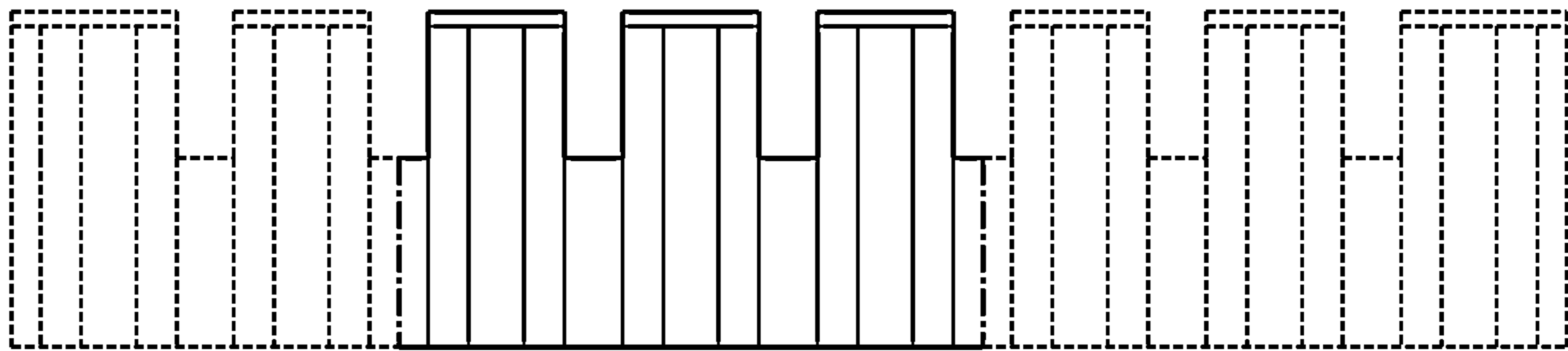


FIG. 3

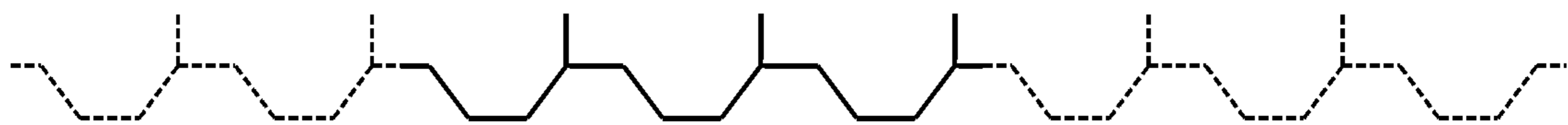


FIG. 4

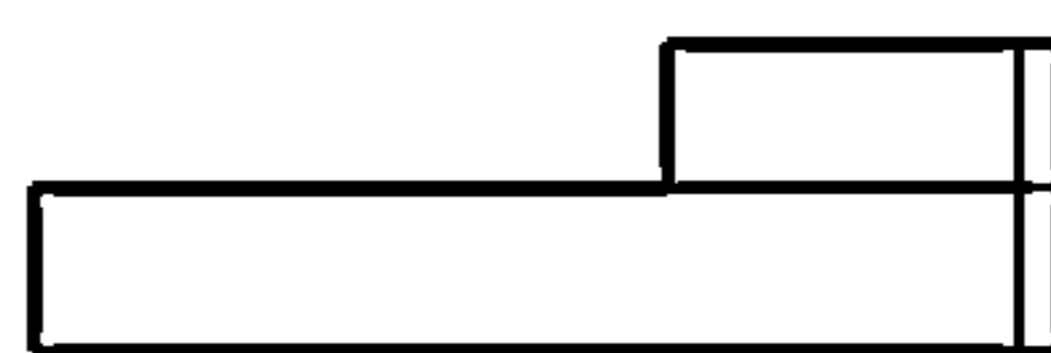


FIG. 5