



US00D969561S

(12) **United States Design Patent** (10) **Patent No.:** **US D969,561 S**
Zou (45) **Date of Patent:** **** Nov. 15, 2022**

(54) **SLUSHIE CUP**
(71) Applicant: **Hong Zou**, Jiangxi (CN)
(72) Inventor: **Hong Zou**, Jiangxi (CN)
(**) Term: **15 Years**
(21) Appl. No.: **29/798,311**
(22) Filed: **Jul. 7, 2021**
(51) **LOC (13) Cl.** **07-01**
(52) **U.S. Cl.**
USPC **D7/520**
(58) **Field of Classification Search**
USPC D7/507, 509, 510, 511, 514, 515, 517,
D7/518, 520, 521, 522, 524, 533;
D9/507, 516, 614, 624, 627, 655, 688;
D21/576, 567
CPC A47G 19/2205; A47G 19/2227; A47G
19/2266; A47G 19/2272; A47G 19/2222;
A47G 19/2211; A47G 23/0208; A47G
19/22; B65D 1/265; B65D 3/28; B65D
2543/00092; B65D 2543/00296; B65D
2543/00537; B65D 2543/00509; B65D
2543/00046; B65D 2517/0049; B65D
2543/00555; B65D 81/3865
See application file for complete search history.

(56) **References Cited**
U.S. PATENT DOCUMENTS
D35,363 S * 12/1901 Pick D7/517
D85,618 S * 11/1931 McCartney D7/517
2,796,823 A * 6/1957 Solomon A47G 19/14
D7/300.1
D390,779 S * 2/1998 Walter D9/621
D462,237 S * 9/2002 Kay D7/517

D507,457 S * 7/2005 Vigil D7/559
D589,816 S * 4/2009 Takahashi D9/621
D591,559 S * 5/2009 Groshon D7/517
D621,661 S * 8/2010 Levovnik D7/517
D636,636 S * 4/2011 Glaser D7/517
D639,671 S * 6/2011 Valik D9/621
D664,397 S * 7/2012 Franco D7/517
D668,549 S * 10/2012 Habtegabriel D9/621
D733,572 S * 7/2015 Loucaides D7/517
D797,569 S * 9/2017 Martinez D9/621
D803,698 S * 11/2017 O'Hara D9/624
D850,922 S * 6/2019 Plant D9/624

FOREIGN PATENT DOCUMENTS

EM 008619639-0001 * 7/2021
* cited by examiner

Primary Examiner — Joseph Kukella
Assistant Examiner — Darryl J Dardenne
(74) *Attorney, Agent, or Firm* — ScienBiziP, P.C.

(57) **CLAIM**

The ornamental design for a slushie cup, as shown and described.

DESCRIPTION

FIG. 1 is a front, right, and top perspective view of a slushie cup, showing my design.
FIG. 2 is a rear, left, and bottom perspective view thereof.
FIG. 3 is a front elevation view thereof.
FIG. 4 is a rear elevation view thereof.
FIG. 5 is a left side elevation view thereof.
FIG. 6 is a right side elevation view thereof.
FIG. 7 is a top plan view thereof; and,
FIG. 8 is a bottom plan view thereof.

1 Claim, 8 Drawing Sheets






FIG. 1



FIG. 2



FIG. 3



FIG. 4



FIG. 5



FIG. 6




FIG. 7




FIG. 8