



US00D969556S

(12) **United States Design Patent**
Koide

(10) **Patent No.:** **US D969,556 S**

(45) **Date of Patent:** **** Nov. 15, 2022**

(54) **TUMBLER**

(71) Applicant: **KINTO Co., Ltd.**, Hikone (JP)

(72) Inventor: **Miki Koide**, Tokyo (JP)

(73) Assignee: **KINTO Co., Ltd.**, Hikone (JP)

(**) Term: **15 Years**

(21) Appl. No.: **29/711,347**

(22) Filed: **Oct. 30, 2019**

(51) **LOC (13) Cl.** **07-01**

(52) **U.S. Cl.**
USPC **D7/510**; D7/511

(58) **Field of Classification Search**
USPC D7/507, 510, 511, 523, 531, 532, 608,
D7/392.1, 396.2, 396.3; D9/500, 501,
D9/502, 447; D3/202
CPC A47J 41/0077; A47J 41/02; A47J 41/0088;
A47G 19/2288

See application file for complete search history.

(56) **References Cited**

U.S. PATENT DOCUMENTS

- D781,654 S * 3/2017 Marquard A45F 3/16
D7/510
- D846,354 S * 4/2019 Omdahl, II D7/510
- D871,144 S * 12/2019 Zhang D7/510
- D907,962 S * 1/2021 Kim D7/532
- D908,423 S * 1/2021 Xia D9/450
- D908,430 S * 1/2021 McCabe D9/503
- D911,770 S * 3/2021 Ludolph D7/392.1
- D927,263 S * 8/2021 Zhang D7/511

OTHER PUBLICATIONS

https://food52.com/shop/products/7616-kids-play-insulated-tumbler-with-straw-spout?sku=24387&gclid=CjwKCAjw9LSSBhBsEiwAKtf0nzqa_Vc6G1msMDoN9mU-fUdlCR1-IdUFMVcdwdeMRCUdsLDjNlcr5xoCJ94QAvD_BwE no date available / website visited on Apr. 6, 2022 (Year: 2022).*

<https://www.amazon.com/Kinto-Tumbler-300ml-10-2oz-Lime-Green/dp/B07Twx31gp> Jul. 5, 2019 (Year: 2019).*

https://www.amazon.com/dp/B078PMNGQX?ref=vse_pfo_vwdp&th=1 Jan. 16, 2018 (Year: 2018).*

* cited by examiner

Primary Examiner — Jae Liang

(74) *Attorney, Agent, or Firm* — Stetina Brunda Garred and Brucker

(57) **CLAIM**

The ornamental design for a tumbler, as shown and described.

DESCRIPTION

FIG. 1 is a top perspective view of a tumbler of the present invention;

FIG. 2 is a front view of the tumbler of FIG. 1;

FIG. 3 is a back view of the tumbler of FIG. 1;

FIG. 4 is a top view of the tumbler of FIG. 1;

FIG. 5 is a bottom view of the tumbler of FIG. 1;

FIG. 6 is a left view of the tumbler of FIG. 1;

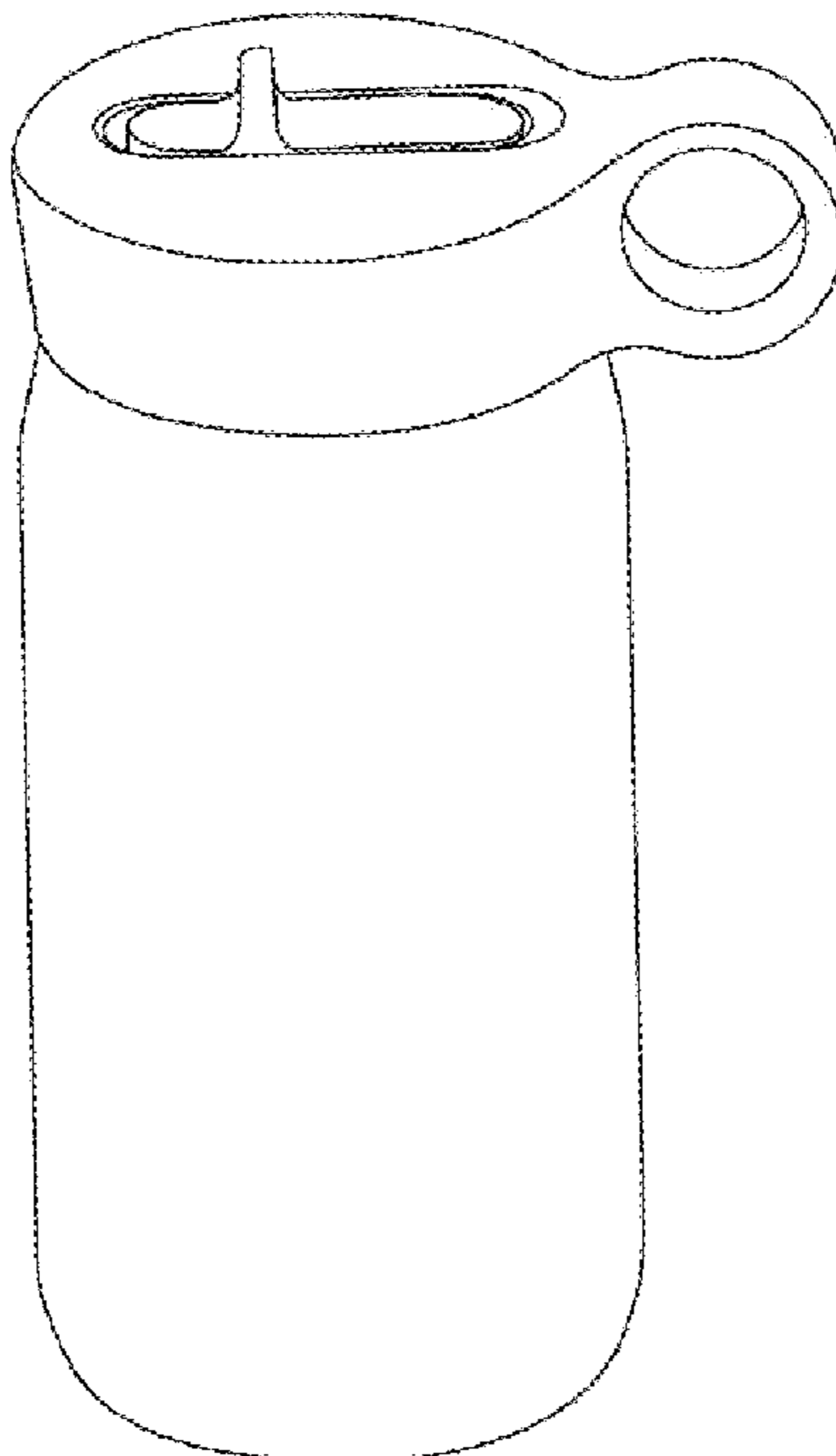
FIG. 7 is a right view of the tumbler of FIG. 1; and,

FIG. 8 is a perspective view of the tumbler of FIG. 1 with a straw portion in an extended position.

The portions of the tumbler shown in the broken lines in FIGS. 4 and 8 form no part of the claimed design.

The portions of the tumbler shown within the broken lines in FIG. 5 form no part of the claimed design.

1 Claim, 7 Drawing Sheets






Figure 1




Figure 2




Figure 3

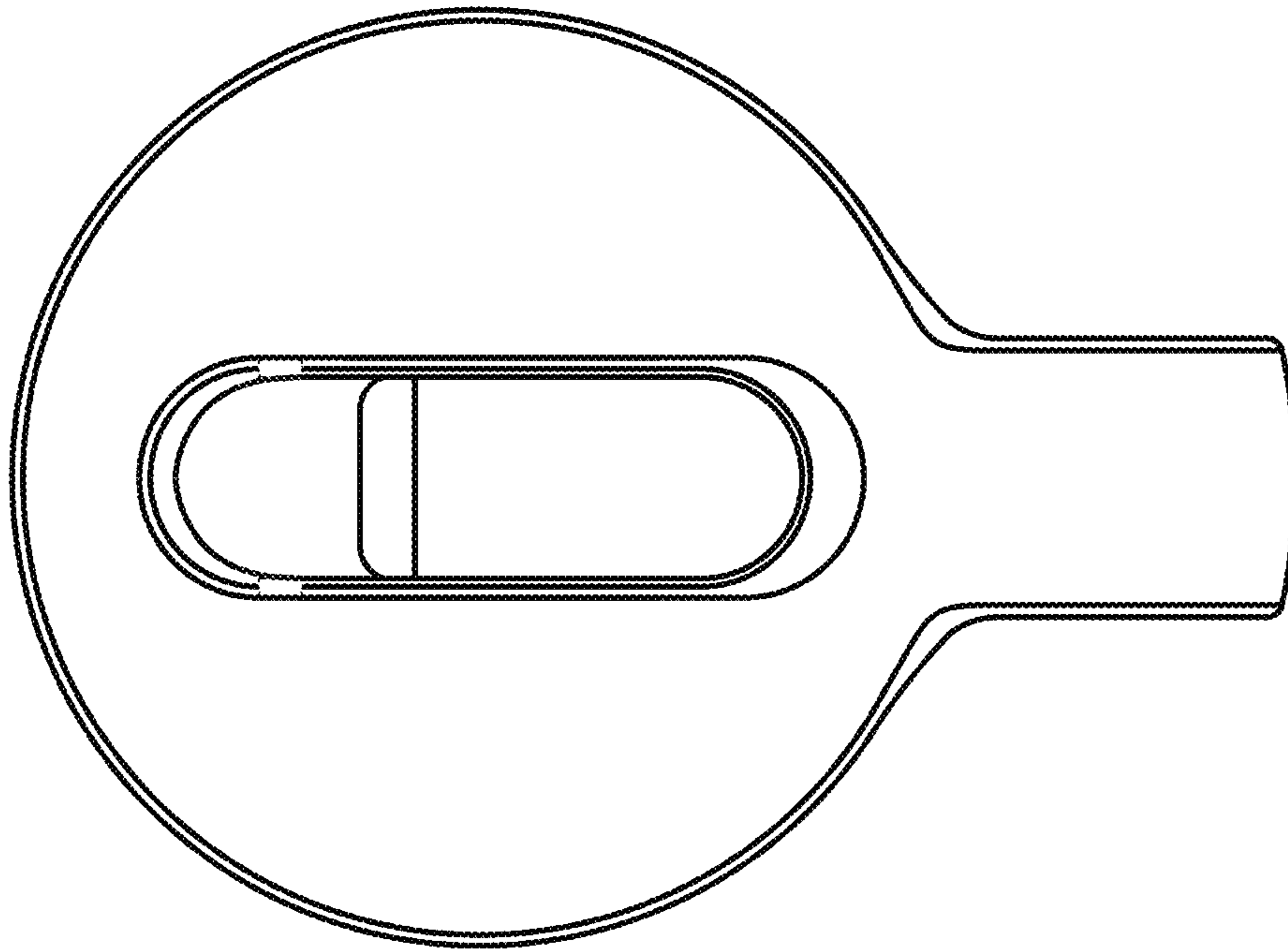


Figure 4

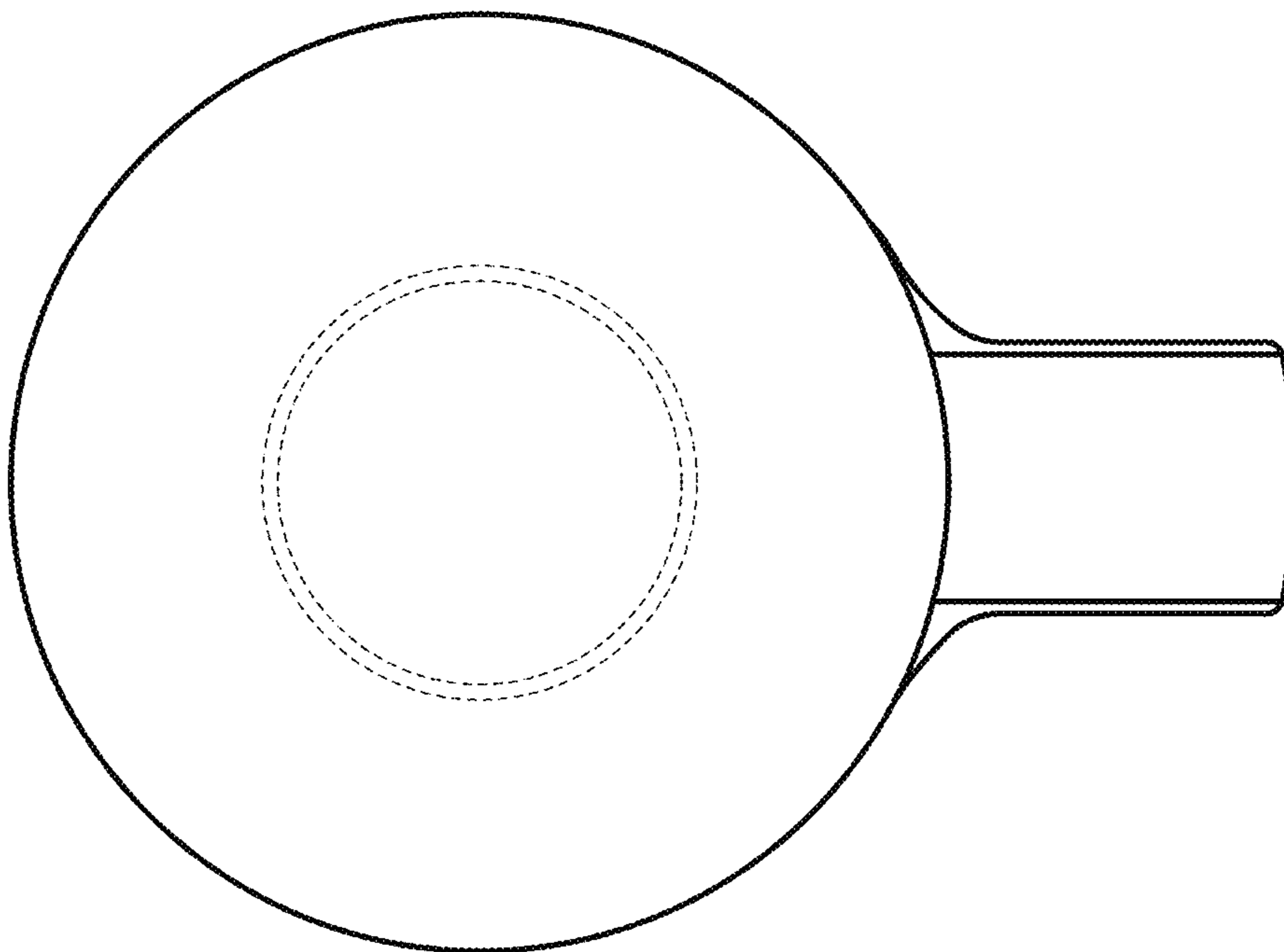


Figure 5




Figure 6

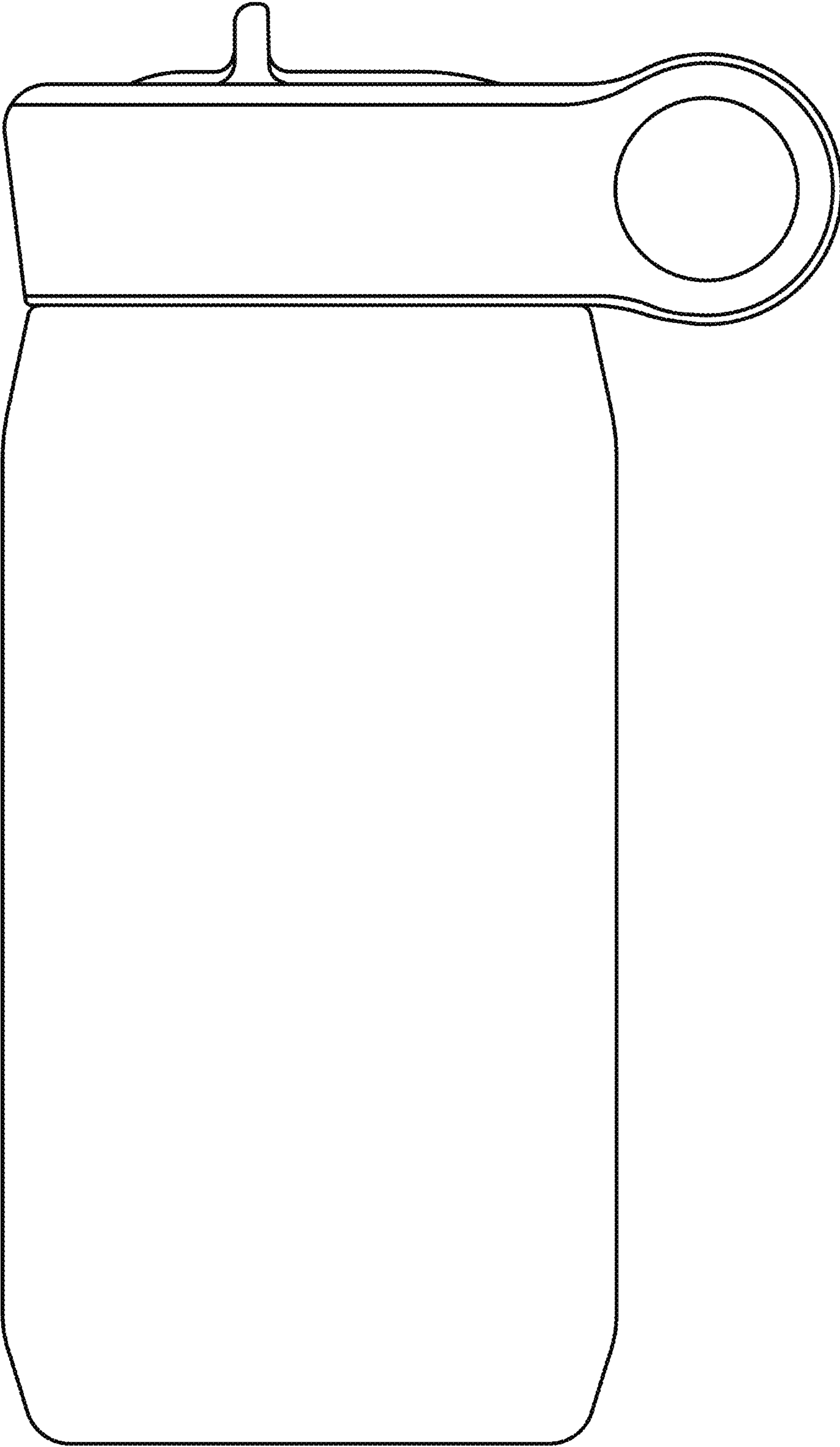


Figure 7

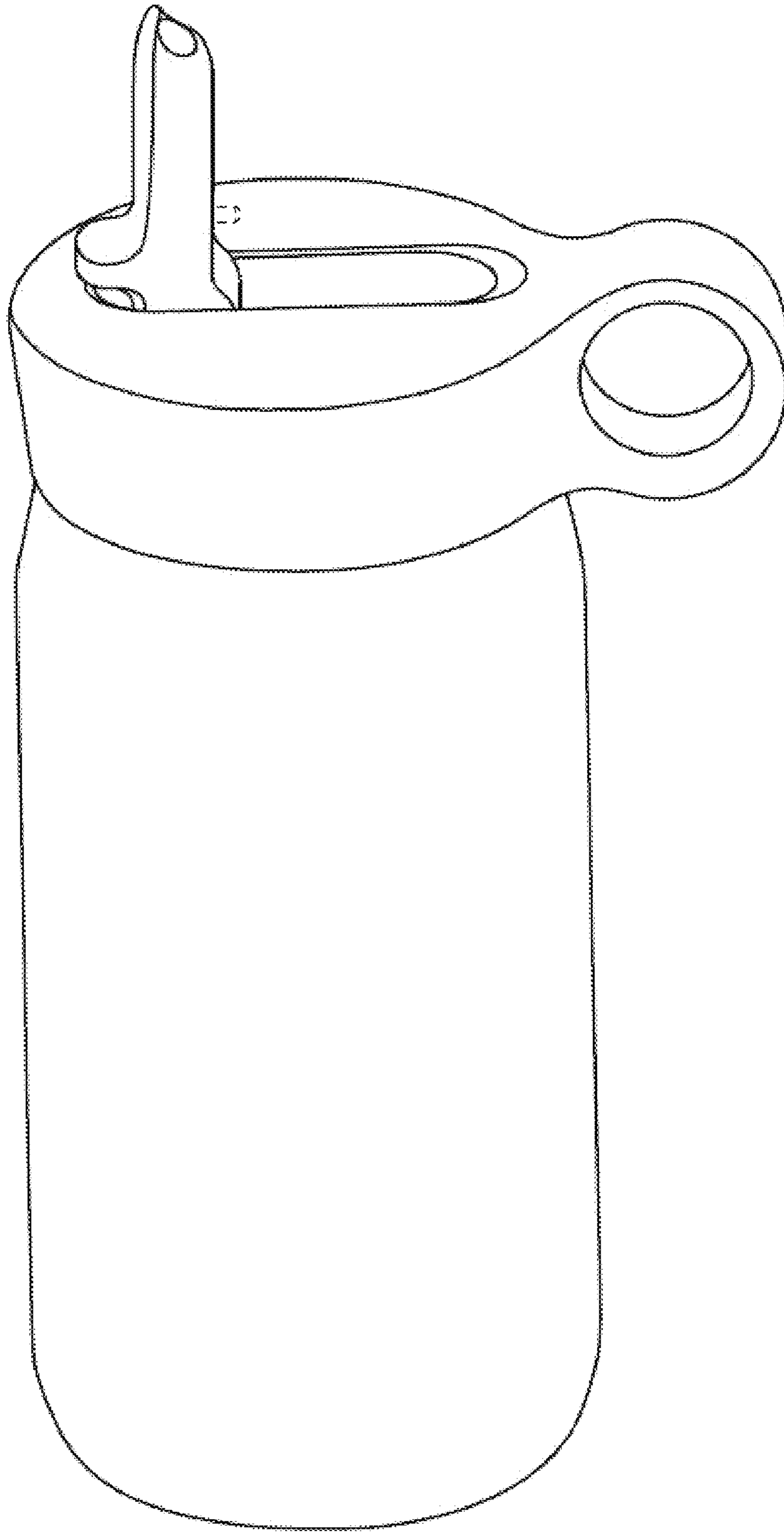


Figure 8