

US00D969518S

(12) **United States Design Patent** (10) **Patent No.:** **US D969,518 S**  
**Everard** (45) **Date of Patent:** **\*\* Nov. 15, 2022**

(54) **DOOR MAT**  
(71) Applicant: **Homecare Products, Inc.**, Algona, WA (US)  
(72) Inventor: **Donald G. Everard**, Maple Valley, WA (US)  
(73) Assignee: **Homecare Products, Inc.**, Algona, WA (US)

(\*\*) Term: **15 Years**  
(21) Appl. No.: **29/760,834**  
(22) Filed: **Dec. 4, 2020**

(51) **LOC (13) Cl.** ..... **06-11**  
(52) **U.S. Cl.**  
USPC ..... **D6/583**  
(58) **Field of Classification Search**  
USPC ..... D6/582, 583, 585, 587-589, 591, 592, D6/596, 597, 609; D7/388; D14/458; D19/9, 10; D21/792; D23/261, 310; D30/118; D32/56, 57; D25/48.2  
CPC ..... A47G 27/0206; A47G 27/0212; A47G 27/0225; A47G 27/0237; A47K 3/002; A63B 21/4037; A63B 6/00

See application file for complete search history.

(56) **References Cited**

U.S. PATENT DOCUMENTS

D230,456 S \* 2/1974 White ..... D6/591  
4,255,380 A 3/1981 Bjorkland  
D346,256 S \* 4/1994 Thomas, III ..... D34/32  
D353,071 S \* 12/1994 Roberts ..... D6/583  
6,549,502 B1 \* 4/2003 Lagasse ..... G09F 27/00 369/63  
6,562,738 B1 \* 5/2003 Hrazdil ..... G09F 19/22 206/38.1  
D516,977 S \* 3/2006 Keilhauer ..... D12/203  
D623,975 S \* 9/2010 Woods ..... G09F 19/20 D6/583

D657,177 S \* 4/2012 Noyel ..... D6/583  
D674,227 S \* 1/2013 Becker ..... G09F 19/22 D6/588  
8,859,073 B1 10/2014 Callas  
(Continued)

FOREIGN PATENT DOCUMENTS

WO 2014112882 7/2014

OTHER PUBLICATIONS

Dempsey, Jenny. "Your Customer Welcome Mat." Customer Service Life. Jan. 5, 2016. Accessed on Jun. 2, 2022. <<https://customerservicelife.com/your-customer-welcome-mat/>>. (Year: 2016).\*  
(Continued)

*Primary Examiner* — Kevin K Rudzinski  
*Assistant Examiner* — Clare Ann Gannon  
(74) *Attorney, Agent, or Firm* — Polsinelli PC


(57) **CLAIM**

The ornamental design for a door mat, as shown and described.

**DESCRIPTION**

FIG. 1 is a top perspective view of a door mat showing our new design;  
FIG. 2 is a front view of the door mat shown in FIG. 1;  
FIG. 3 is a rear view of the door mat shown in FIG. 1;  
FIG. 4 is a left side view of the door mat shown in FIG. 1, the right side view (not shown) forming a mirror image thereof; and,  
FIG. 5 is a top view of the door mat shown in FIG. 1.  
The parallel thin lines shown in the figures represent contours only and do not illustrate an ornamentation of decoration on the surface of the product.  
The broken lines shown in the figures represent portions of the door mat that form no part of the claimed design.

**1 Claim, 3 Drawing Sheets**



(56)

**References Cited**

U.S. PATENT DOCUMENTS

D774,660 S \* 12/2016 Skaar ..... G09F 27/00  
D25/48.2  
10,959,599 B1 \* 3/2021 Gunter ..... A47L 23/266  
2002/0121985 A1 \* 9/2002 Blum ..... G09F 19/20  
340/815.4  
2015/0143728 A1 5/2015 Sondergard et al.

OTHER PUBLICATIONS

“Transitions, Threshold ramps, mats, and plates [Brochure],” 2 pages, Feb. 12, 2020, Web page retrieved from <<https://www.ezaccess.com/residential/door-threshold/transitions-angled-entry-mat>> on Oct. 15, 2020.

International Search Report and the Written Opinion of the International Searching Authority dated Nov. 22, 2021 for PCT Application No. PCT/US2021/043071, 22 pages.

\* cited by examiner

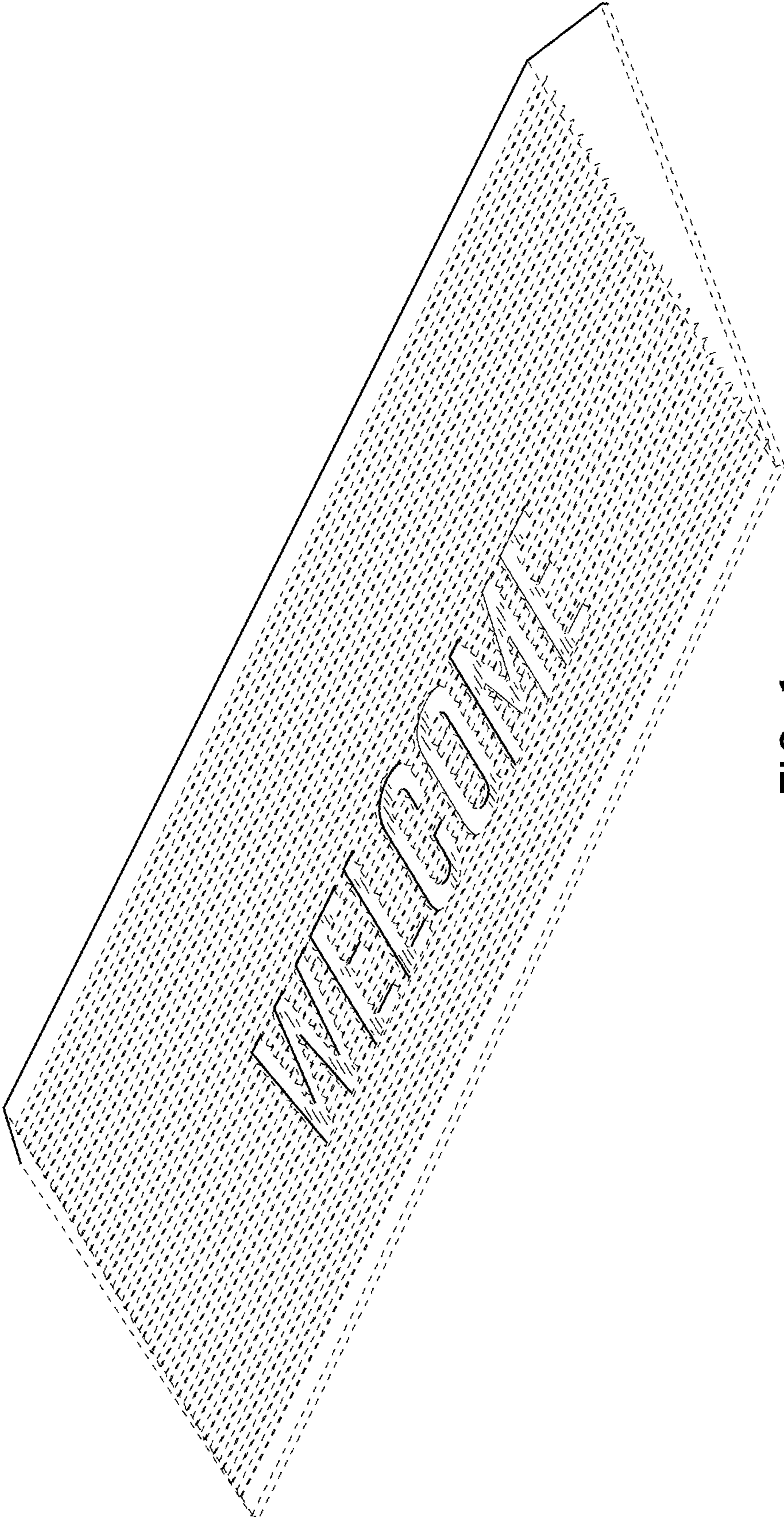


FIG. 1



FIG. 2



FIG. 3

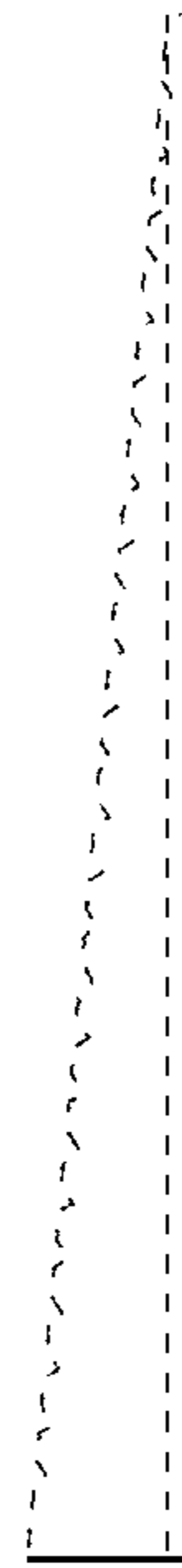


FIG. 4

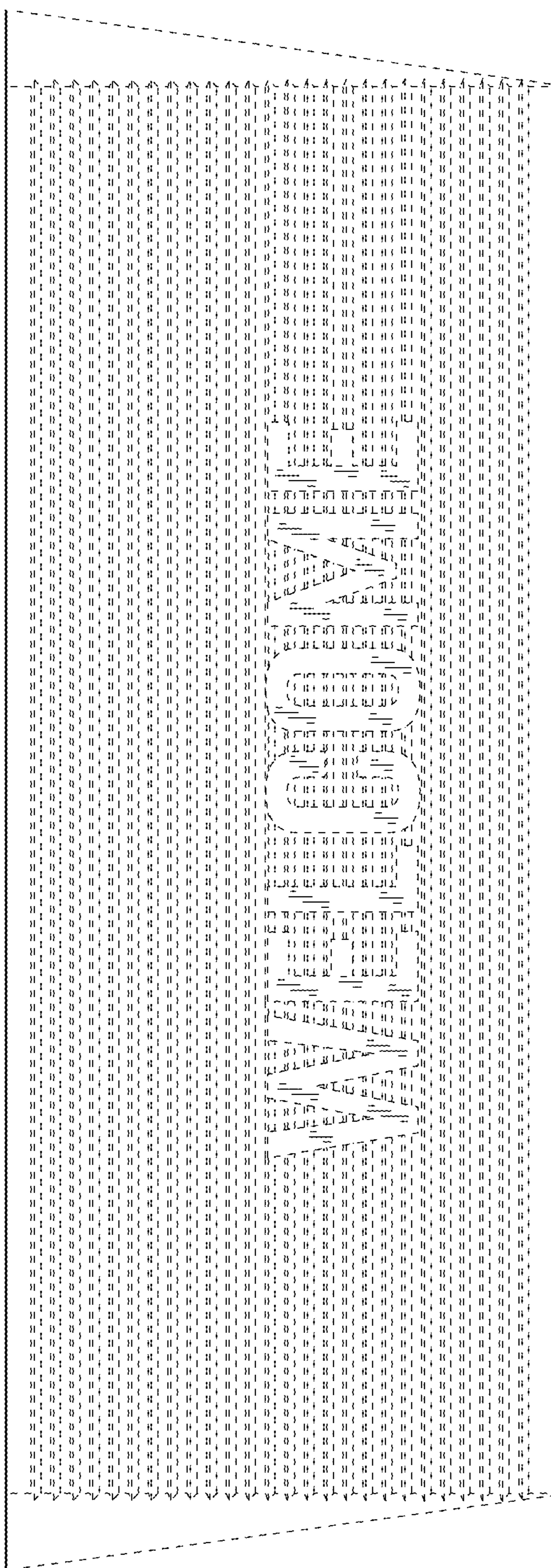


FIG. 5