



US00D969514S

(12) **United States Design Patent** (10) **Patent No.:** **US D969,514 S**
Lai (45) **Date of Patent:** **** Nov. 15, 2022**

- (54) **WALL SHELF RACK**
- (71) Applicant: **My Gift Enterprise, LLC**,
Woodinville, WA (US)
- (72) Inventor: **Carol Lai**, Woodinville, WA (US)
- (**) Term: **15 Years**
- (21) Appl. No.: **29/765,171**
- (22) Filed: **Jan. 6, 2021**
- (51) **LOC (13) Cl.** **06-04**
- (52) **U.S. Cl.**
USPC **D6/570**
- (58) **Field of Classification Search**
USPC D3/297, 298, 306, 310; D6/570, 567,
D6/573, 571, 671.1, 672, 675, 675.4, 682,
D6/683, 683.1, 553, 566, 675.2, 675.5;
D7/601, 631, 634; D19/90-92, 75,
D19/77-80, 86-87
CPC .. B43M 99/00; B43M 99/001; B43M 99/007;
B43M 99/008; B43M 99/009
See application file for complete search history.

(56) **References Cited**

U.S. PATENT DOCUMENTS

D267,608 S *	1/1983	Brescia	D19/113
D267,842 S *	2/1983	Brescia	D6/570
D278,493 S *	4/1985	Brescia	D6/570
D673,404 S *	1/2013	Grandidier	D6/569
D704,959 S *	5/2014	Callif	D6/567
D851,965 S *	6/2019	Chiang	D6/672

D901,217 S *	11/2020	Li	D6/682.4
D907,944 S *	1/2021	Chiang	D6/672
D916,513 S *	4/2021	Kuang	D6/567
D917,923 S *	5/2021	Yan	D6/571
D920,003 S *	5/2021	Pan	D6/572
D922,793 S *	6/2021	Lai	D6/571
D935,249 S *	11/2021	Liu	D6/571

* cited by examiner

Primary Examiner — Nathan M Johnston

(74) *Attorney, Agent, or Firm* — Dean A Graine; Marisa C Whitaker

(57) **CLAIM**

The ornamental design for a wall shelf rack, as shown and described.

DESCRIPTION

This patent contains at least one drawing/photograph executed in color. Copies of this patent with colored drawing(s)/photograph(s) will be provided by the Office upon request and payment of the necessary fee.

FIG. 1 is a left, front perspective view of a wall shelf rack showing my new design.

FIG. 2 is a right, front perspective view thereof.

FIG. 3 is a front elevational view thereof.

FIG. 4 is a rear elevational view thereof.


FIG. 5 is a top plan view thereof.

FIG. 6 is a bottom plan view thereof.

FIG. 7 is a left side elevational view thereof; and,

FIG. 8 is a right side elevational view thereof.

1 Claim, 8 Drawing Sheets
(8 of 8 Drawing Sheet(s) Filed in Color)






FIG. 1




FIG. 2




FIG. 3




FIG. 4



FIG. 5

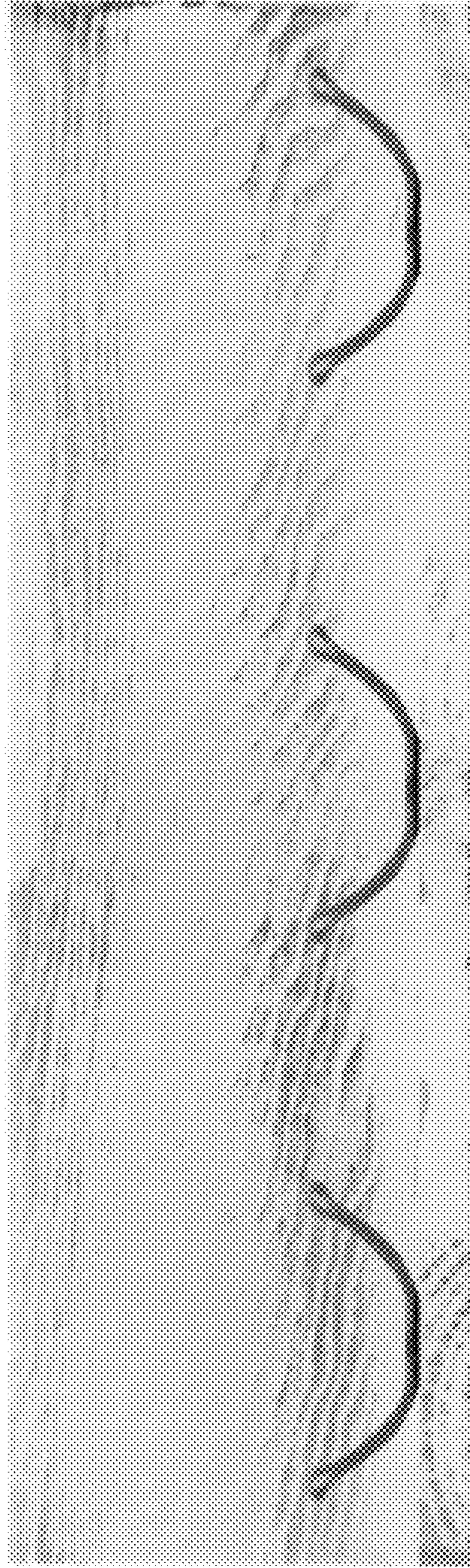


FIG. 6




FIG. 7




FIG. 8