



US00D969507S

(12) **United States Design Patent** (10) **Patent No.:** **US D969,507 S**
Kim et al. (45) **Date of Patent:** **** Nov. 15, 2022**

(54) **VEHICLE FRONT SEAT** 2/686; B60N 2/688; B60N 2/46; B60N 2/30; F16B 2/08; F16B

(71) Applicant: **Canoo Technologies Inc.**, Torrance, CA (US) (Continued)

(72) Inventors: **Richard Kim**, Los Angeles, CA (US); **Taeho Kim**, South Pasadena, CA (US); **Arthur Henrique Martins Junior**, Los Angeles, CA (US); **Cameron Bresn**, Redondo Beach, CA (US); **Jarrad Adams**, Hermosa Beach, CA (US)

(56) **References Cited**

U.S. PATENT DOCUMENTS

1,978,494 A * 10/1934 Junkers E04C 2/08 52/578
3,795,418 A * 3/1974 Barenyi B60R 19/32 293/136

(Continued)

(73) Assignee: **Canoo Technologies Inc.**, Torrance, CA (US)

OTHER PUBLICATIONS

(**) Term: **15 Years**

Non-Final Office Action dated Feb. 18, 2022, in connection with U.S. Appl. No. 29/706,603, 16 pages.

(21) Appl. No.: **29/791,946**

(Continued)

(22) Filed: **Feb. 21, 2022**

Primary Examiner — Paul D Bohannon

Related U.S. Application Data

(57) **CLAIM**

(62) Division of application No. 29/706,603, filed on Sep. 20, 2019.

The ornamental design for a vehicle front seat, as shown and described.

(51) **LOC (13) Cl.** **06-01**

DESCRIPTION

(52) **U.S. Cl.**
USPC **D6/356**

(58) **Field of Classification Search**
USPC D6/334, 356, 360, 369, 370, 374, 376, D6/716, 716.1, 716.2, 716.3, 716.4, D6/716.5, 716.7, 366, 335, 342, 364, 375, D6/702, 703, 703.1; D21/521, 533, 548; D12/133, 7, 85, 187, 400, 195, 169; D14/172

CPC A61H 2201/0149; B60N 2/06; B60N 2/20; B60N 2/22; B60N 2/58; B60N 2/68; B60N 2/80; B60N 2/643; B60N 2/888; B60N 2/859; B60N 2/1615; B60N 2/7035; B60N 2/42745; B60N 2002/0272; B60N 2205/35; B60N 2/44; B60N 2/56; B60N 2/206; B60N 2/366; B60N 2/933; B60N 2/2222; B60N 2/2245; B60N

FIG. 1 is a front view of a vehicle front seat, where the vehicle front seat is shown in a first position of use, according to the present invention.

FIG. 2 is a side view thereof.

FIG. 3 is a side view of the vehicle front seat, where the vehicle front seat is shown in a second position of use.

FIG. 4 is first perspective view thereof.

FIG. 5 is a second perspective view thereof.

FIG. 6 is a first top view thereof.

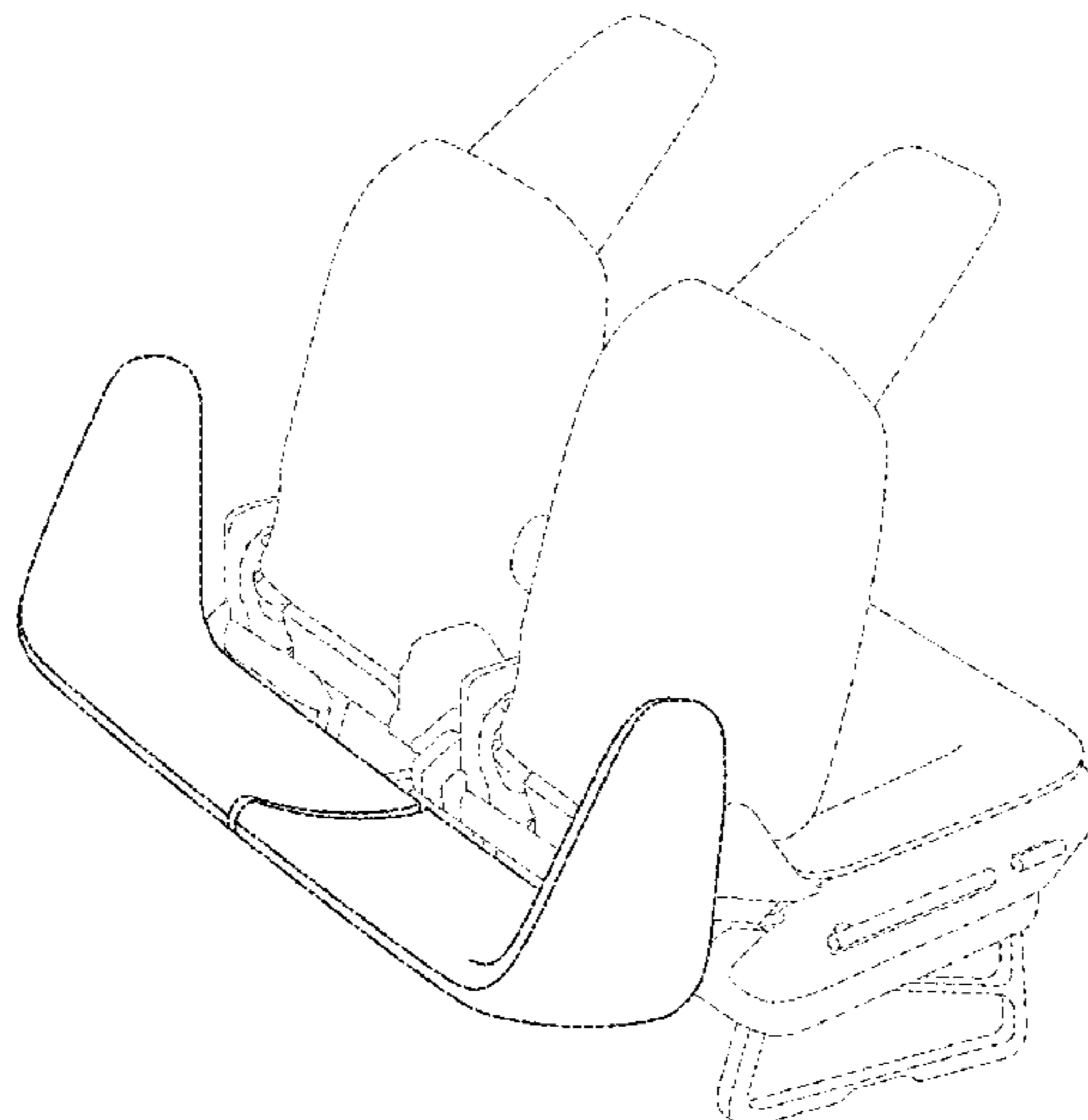
FIG. 7 is a second top view thereof; and,

FIG. 8 is a rear view thereof.

Mirror images of side views are within the scope of the claimed design even if not illustrated.

Features shown in broken lines do not form part of the claimed design.

1 Claim, 8 Drawing Sheets



(58) **Field of Classification Search**
 CPC 2/803; F16B 45/00; B60K 35/00; B60K
 37/06; B60K 2026/026; B60K 2370/685;
 B60K 2370/744
 See application file for complete search history.

(56) **References Cited**

U.S. PATENT DOCUMENTS

D274,613 S *	7/1984	Yamashita	D12/169
D426,392 S	6/2000	Ott et al.		
D513,132 S *	12/2005	Yamazaki	D6/381
D577,499 S	9/2008	Tsay et al.		
D583,723 S *	12/2008	Murakami	D12/169
D590,612 S *	4/2009	Zhang	D6/356
D612,163 S	3/2010	Wagener		
D617,104 S	6/2010	Wagener		
7,758,129 B2 *	7/2010	Maruno	B60N 2/36 296/65.09
D650,189 S *	12/2011	Nakaminami	D6/356
D651,004 S	12/2011	Fleming		
D672,160 S	12/2012	Wagener		
D707,047 S	6/2014	Carter et al.		
D707,048 S	6/2014	Nishida et al.		
D711,125 S	8/2014	Nishida et al.		
D723,822 S	3/2015	Cai et al.		
D726,426 S	4/2015	Carter et al.		

D747,891 S	1/2016	Kasparian et al.		
D755,531 S *	5/2016	Ahn	D6/356
D774,319 S *	12/2016	Ingenlath	D6/356
D778,080 S *	2/2017	Ahn	D6/356
D822,397 S	7/2018	Waterhouse et al.		
D841,348 S *	2/2019	Hodder	D6/356
D861,364 S *	10/2019	Pinder	D6/356
D862,099 S *	10/2019	Hodder	D6/356
D915,090 S *	4/2021	Zhang	D6/356
D924,583 S *	7/2021	Kang	D6/356
11,230,208 B2 *	1/2022	Flick	B60N 2/0818
11,235,719 B2 *	2/2022	Onuma	B60N 2/5635
2002/0070594 A1 *	6/2002	Mochizuki	B60N 2/067 297/344.1
2022/0041083 A1 *	2/2022	Mondragon	B60N 2/6054

OTHER PUBLICATIONS

Non-Final Office Action dated May 4, 2022, in connection with U.S. Appl. No. 29/791,945, 15 pages.
 Notice of Allowance dated May 4, 2022, in connection with U.S. Appl. No. 29/706,603, 7 pages.
 Ex parte Quayle Action dated May 10, 2022, in connection with U.S. Appl. No. 29/791,947, 10 pages.
 Restriction Requirement dated Jan. 27, 2022, in connection with U.S. Appl. No. 29/706,603, 7 pages.

* cited by examiner

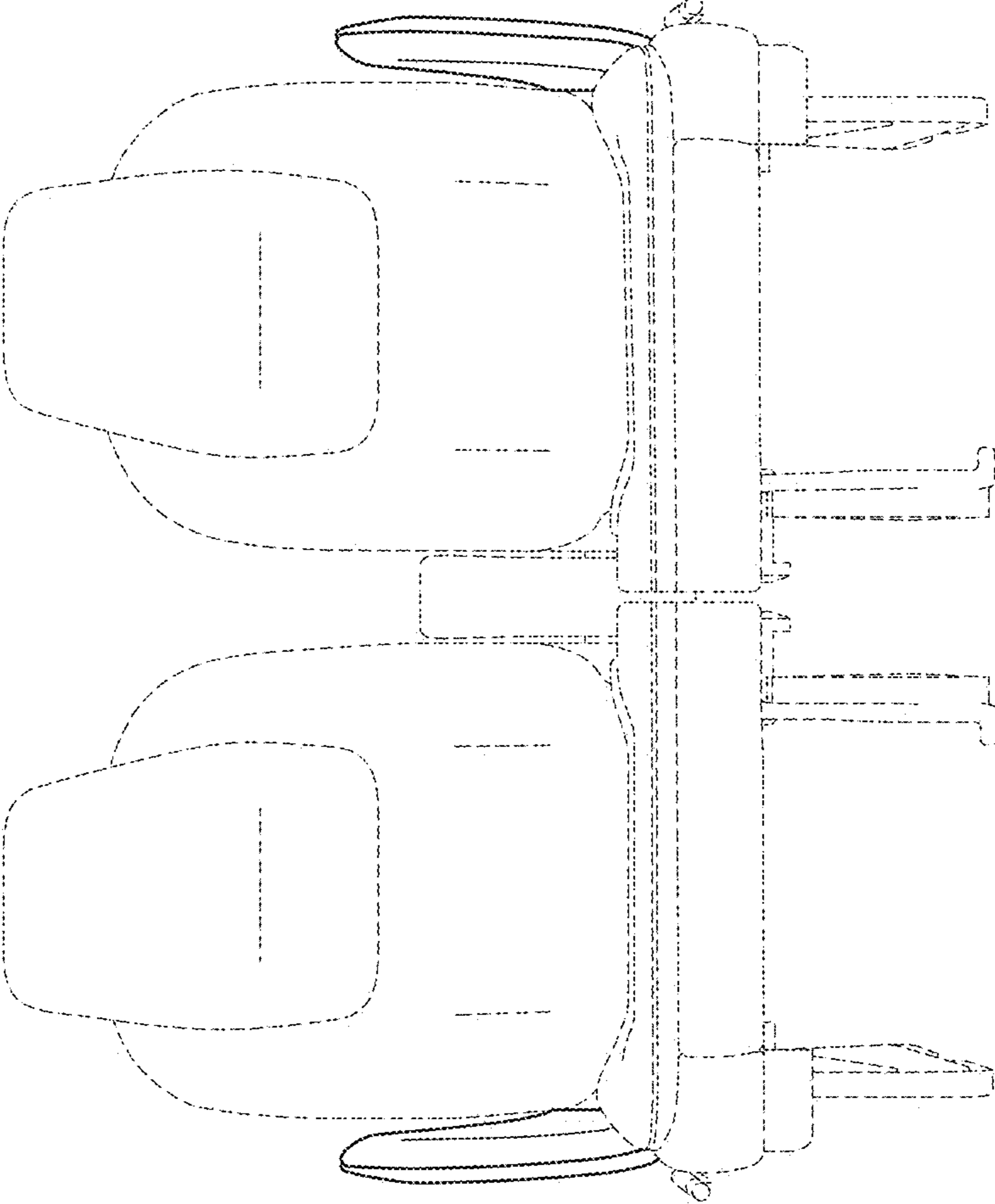


FIG. 1

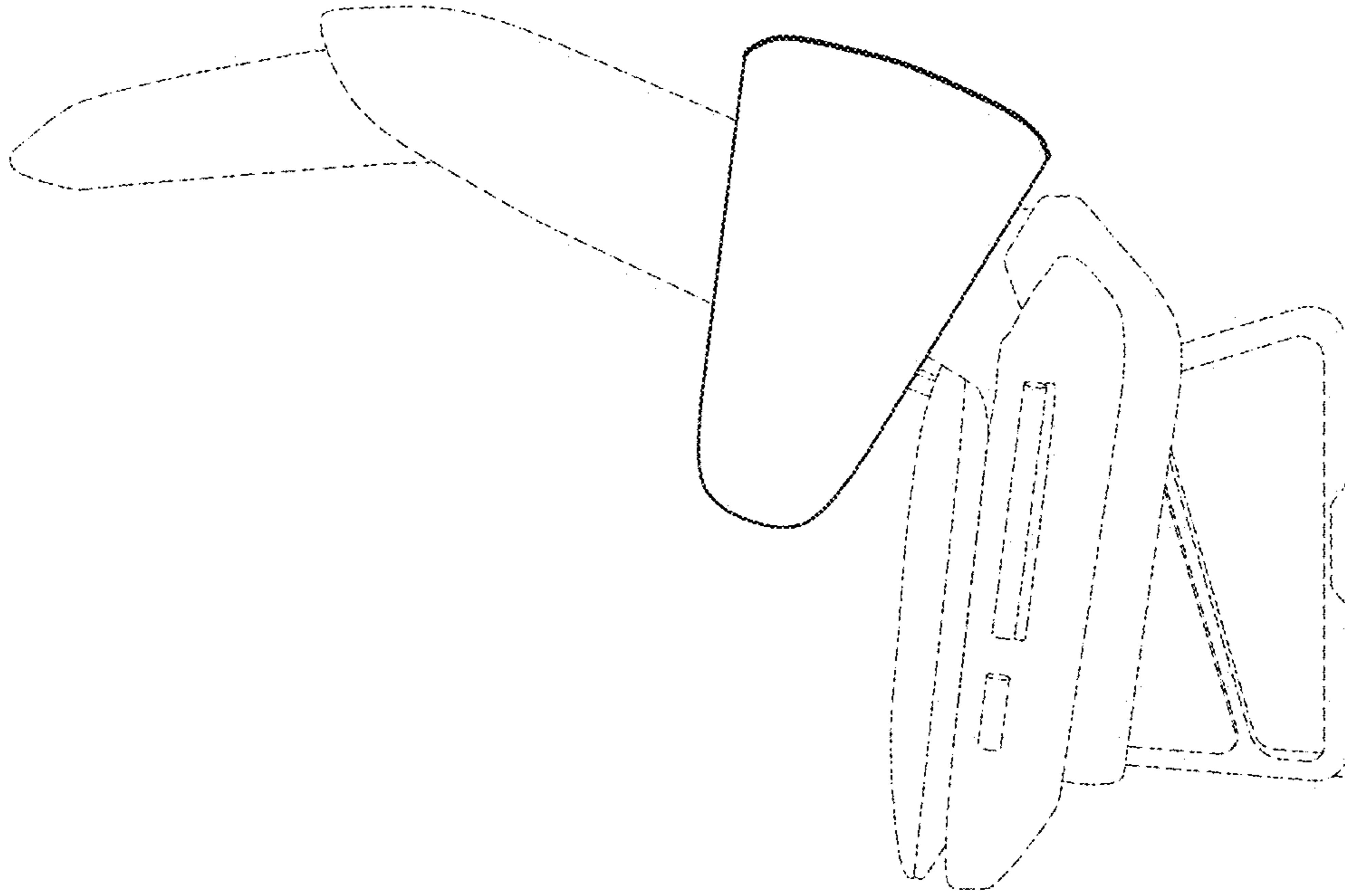


FIG. 2

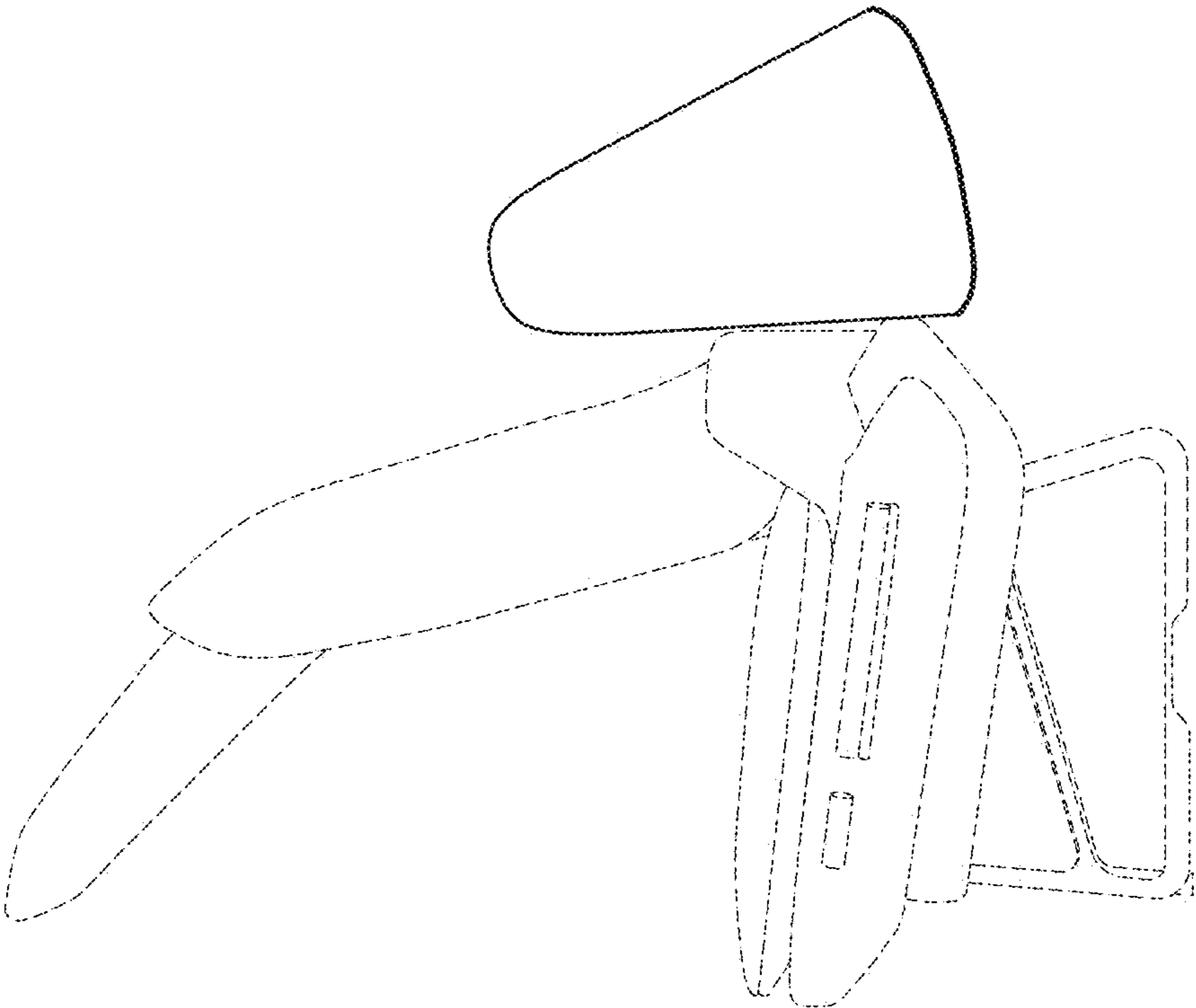


FIG. 3

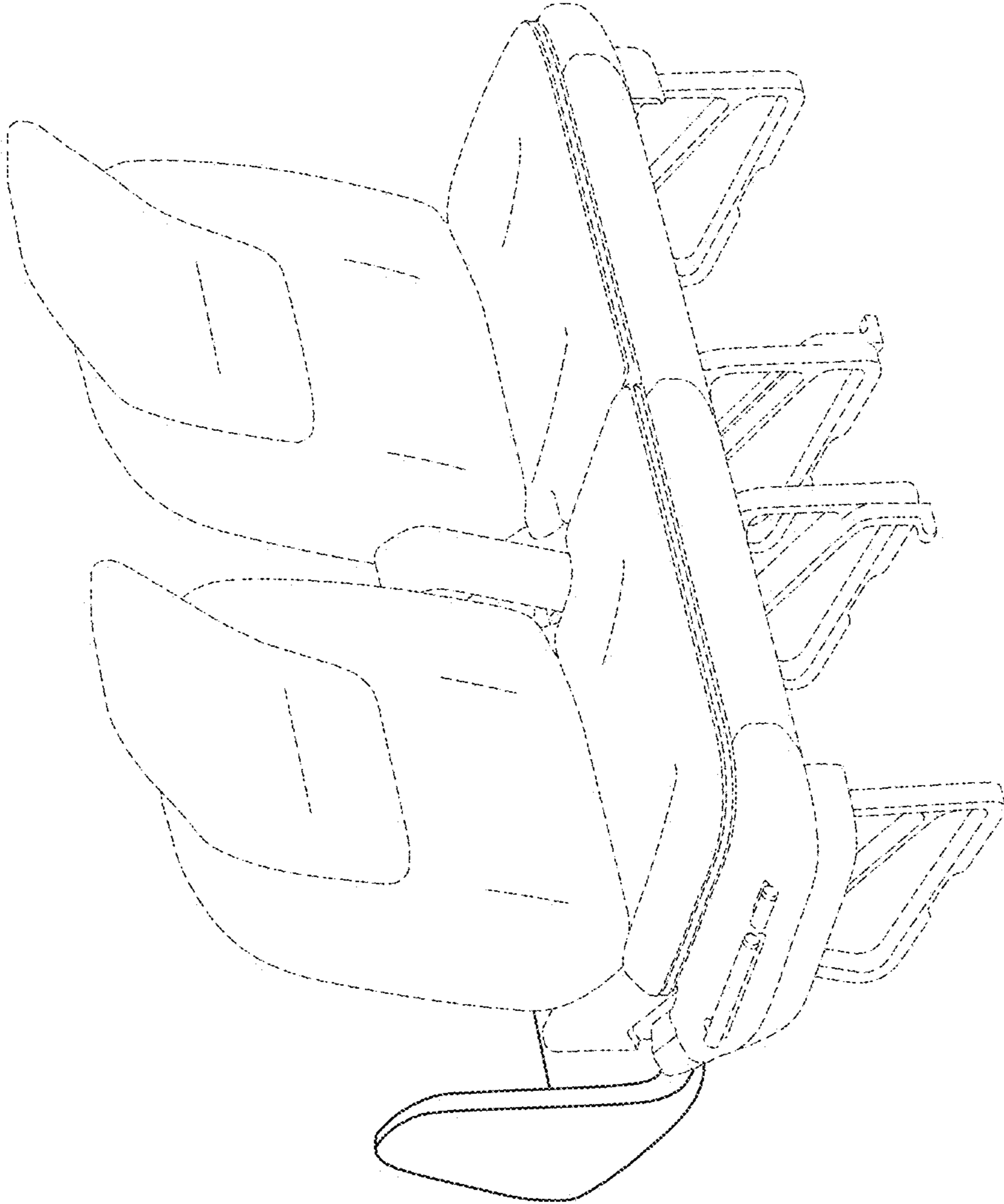


FIG. 4

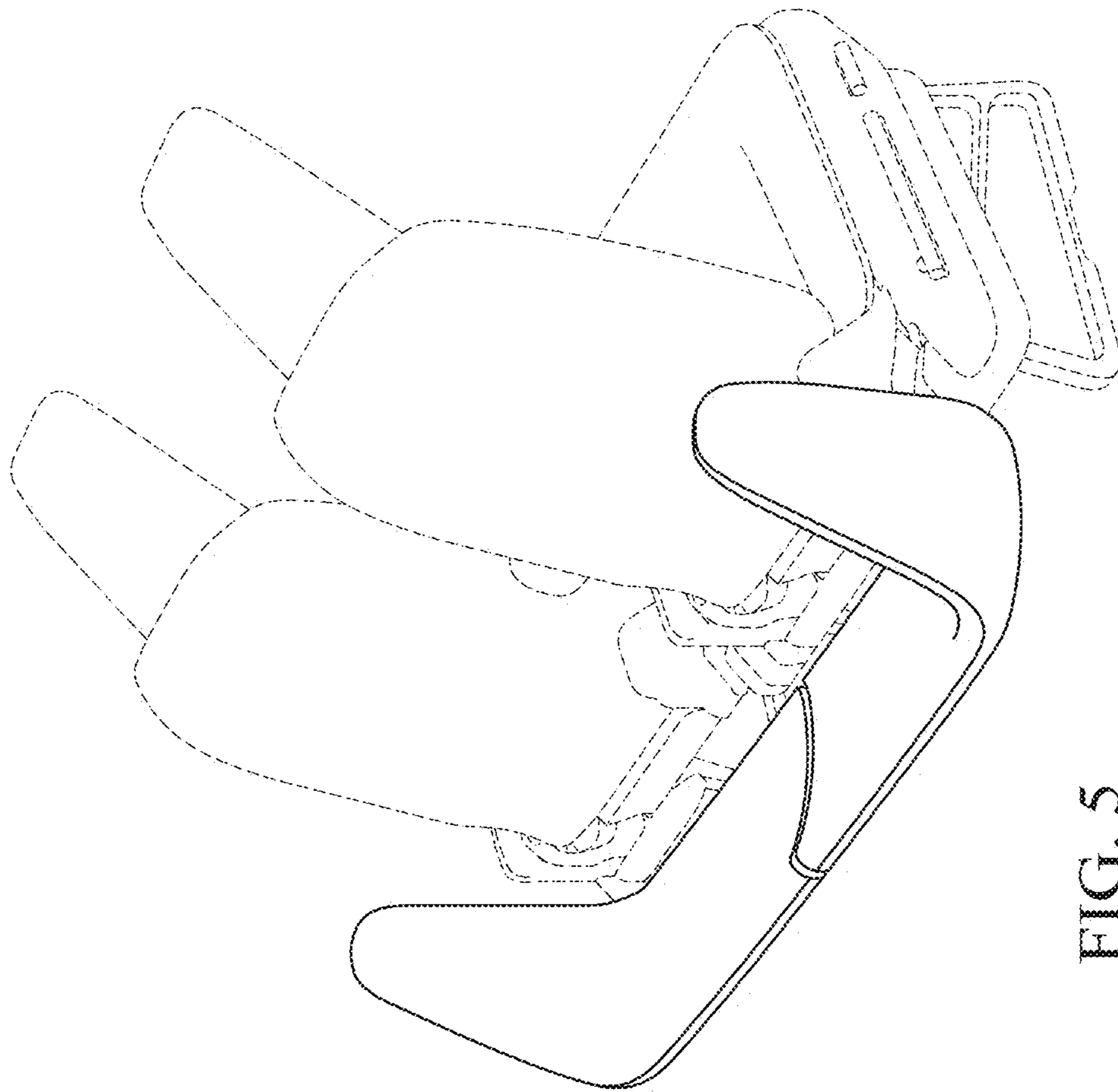


FIG. 5

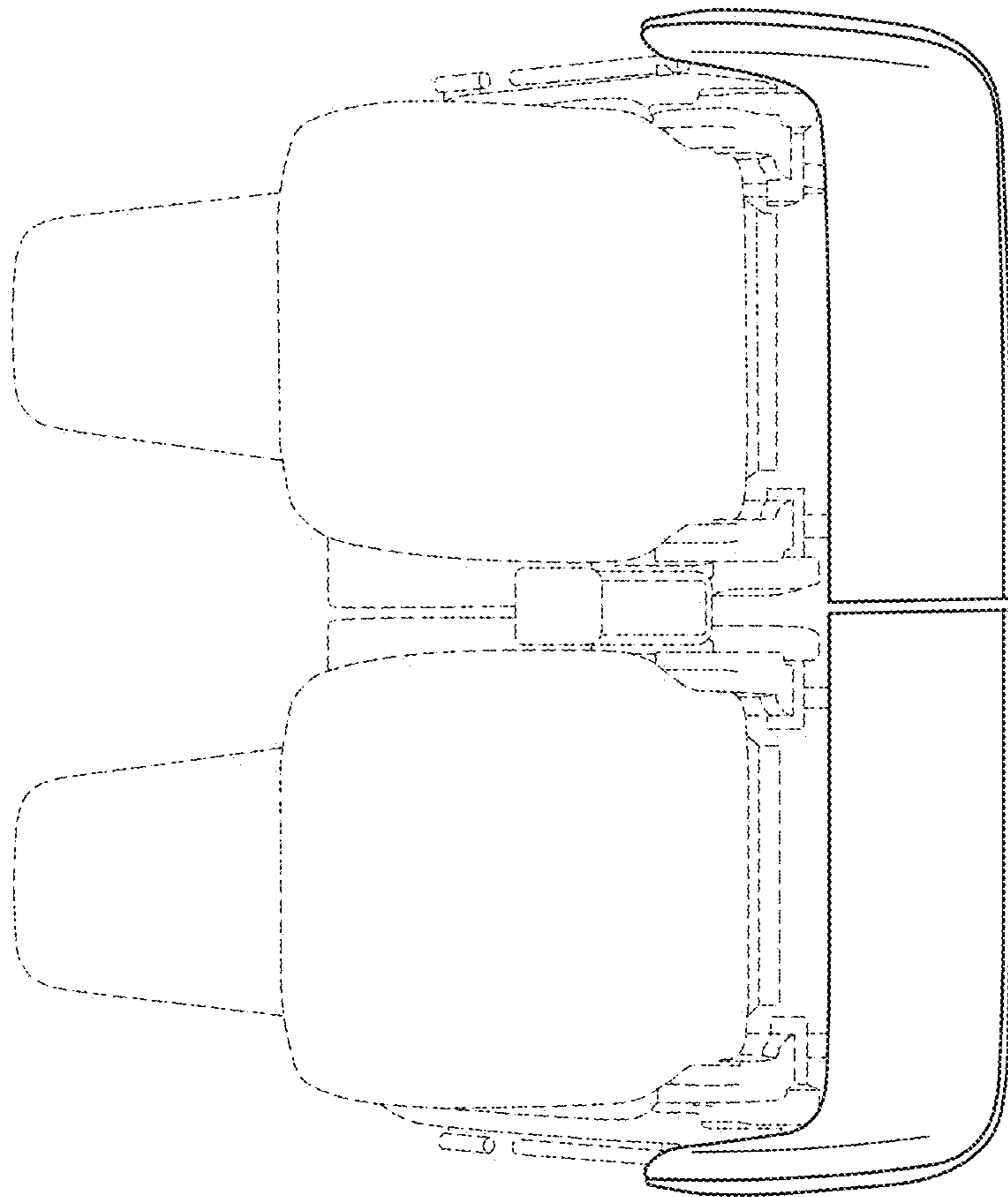


FIG. 6

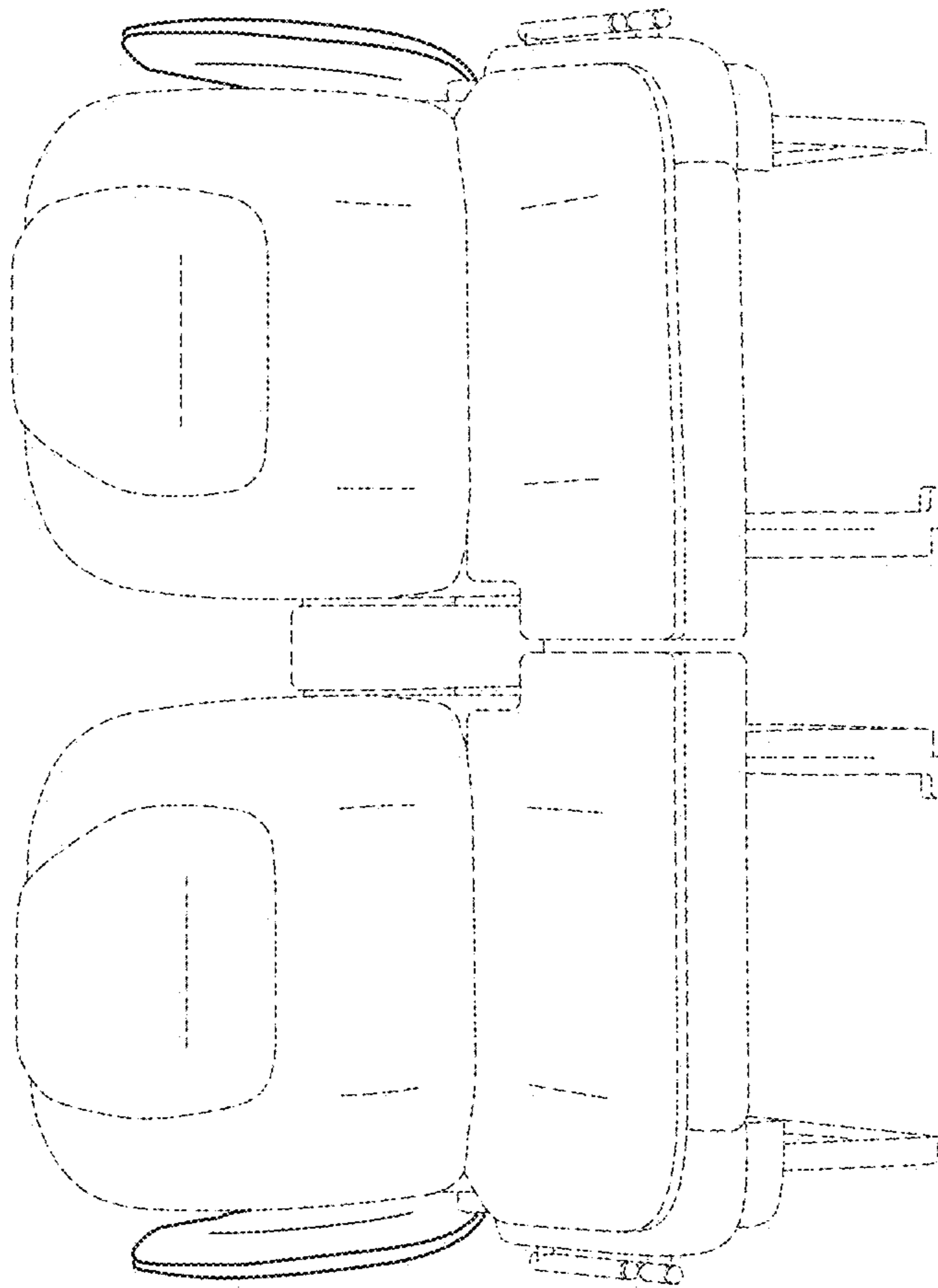


FIG. 7

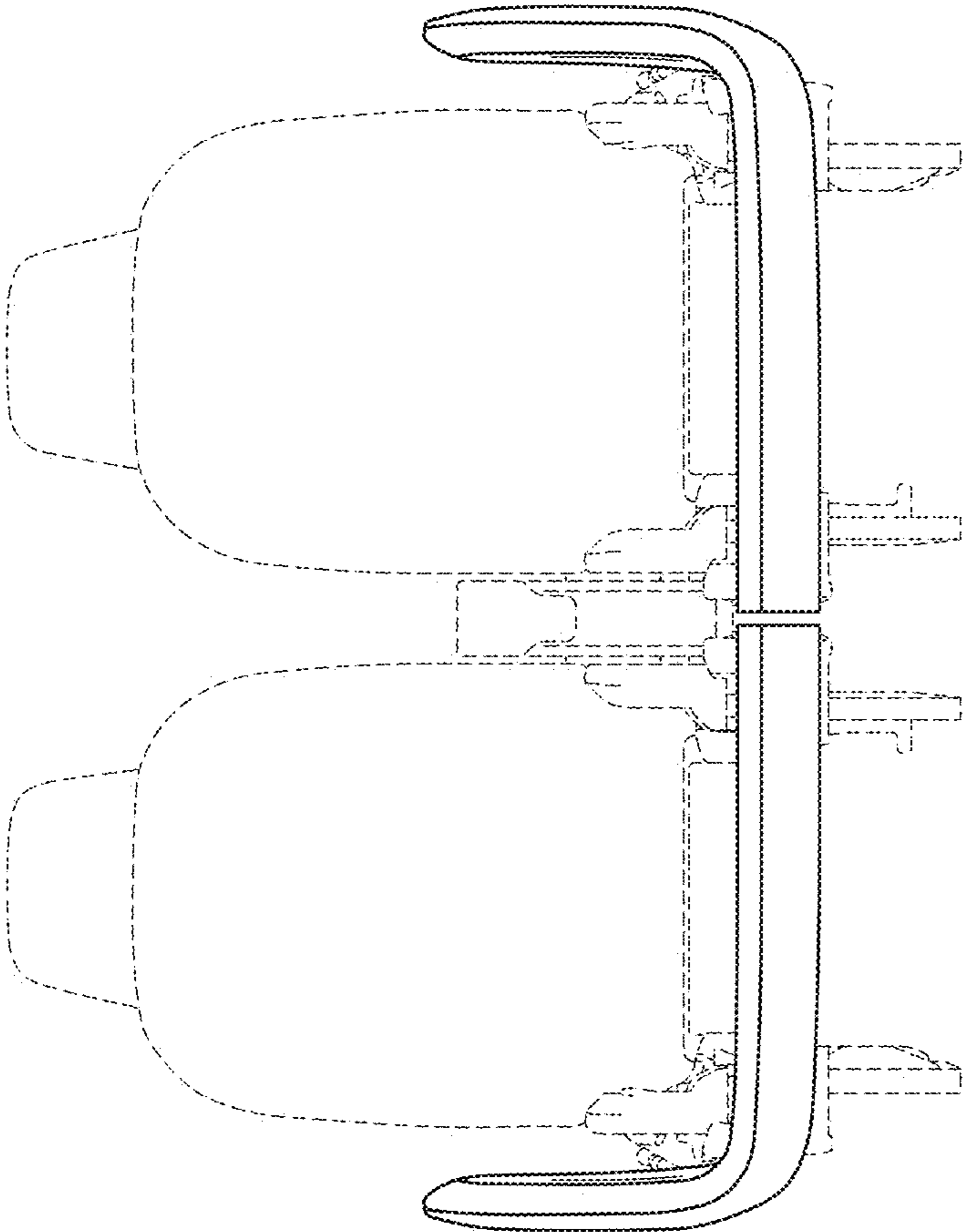


FIG. 8