

US00D969460S

(12) **United States Design Patent** (10) **Patent No.:** **US D969,460 S**
Schaetz (45) **Date of Patent:** **** Nov. 15, 2022**

- (54) **SANDAL**
- (71) Applicant: **Birkenstock IP GmbH**, Linz am Rhein (DE)
- (72) Inventor: **Julia Schaetz**, Cologne (DE)
- (73) Assignee: **BIRKENSTOCK IP GMBH**, Linz am Rhein (DE)
- (**) Term: **15 Years**
- (21) Appl. No.: **29/798,532**
- (22) Filed: **Jul. 8, 2021**

Related U.S. Application Data

- (62) Division of application No. 35/508,466, filed on Oct. 2, 2019 (U.S. filing date under 35 U.S.C. 384), and having an international filing date of Oct. 2, 2019, now Pat. No. Des. 924,546.

(30) **Foreign Application Priority Data**

Apr. 4, 2019 (DE) 402019201188.2
 Apr. 4, 2019 (DE) 402019201189.0

- (51) **LOC (13) Cl.** **02-04**
- (52) **U.S. Cl.**
USPC **D2/916**

- (58) **Field of Classification Search**
USPC D2/913, 915-916, 922, 930, 943, 964, D2/965, 967, 969, 972
CPC A43B 3/122; A43B 3/126; A43B 3/103; A43B 3/12; A43B 3/105; A43B 3/242; A43B 1/06
See application file for complete search history.

(56) **References Cited**

U.S. PATENT DOCUMENTS

1,964,705 A * 6/1934 Pellkofer A43B 3/128 D2/916
 D115,385 S * 6/1939 Bonyhady D2/918

D774,289 S * 12/2016 Comeau D2/916
 D798,032 S * 9/2017 McClaskie D2/917
 D894,545 S * 9/2020 Sherman D2/917
 D950,895 S * 5/2022 Hardy D2/916
 D959,126 S * 8/2022 McClaskie D2/943
 2005/0268485 A1* 12/2005 Sakai A43B 7/18 36/11.5

OTHER PUBLICATIONS

Birkenstock, "Daloa", https://www.birkenstock.com/us/daloa-birko-flor/daloa-birkstory-birkoflor-0-eva-w_1587.html#lang=en_US&q=Daloa; available at least as early as Apr. 3, 2018; date accessed Apr. 5, 2022.

* cited by examiner

Primary Examiner — Michael A. Pratt

(74) *Attorney, Agent, or Firm* — Fross, Zelnick, Lehrman & Zissu PC; Charles T. J. Weigell, Esq.

(57) **CLAIM**

The ornamental design for a sandal, as shown and described.

DESCRIPTION

FIG. 1 is a front perspective view of the sandal showing my new design;
 FIG. 2 is a front view thereof;
 FIG. 3 is a rear view thereof;
 FIG. 4 is a right side view thereof;
 FIG. 5 is a left side view thereof;
 FIG. 6 is a top view thereof; and,
 FIG. 7 is a bottom view thereof.

The broken lines depicting portions of the sandal sole show portions of the sandal that form no part of the claimed design.

1 Claim, 7 Drawing Sheets





FIG. 1



FIG. 2



FIG. 3




FIG. 4




FIG. 5



FIG. 6

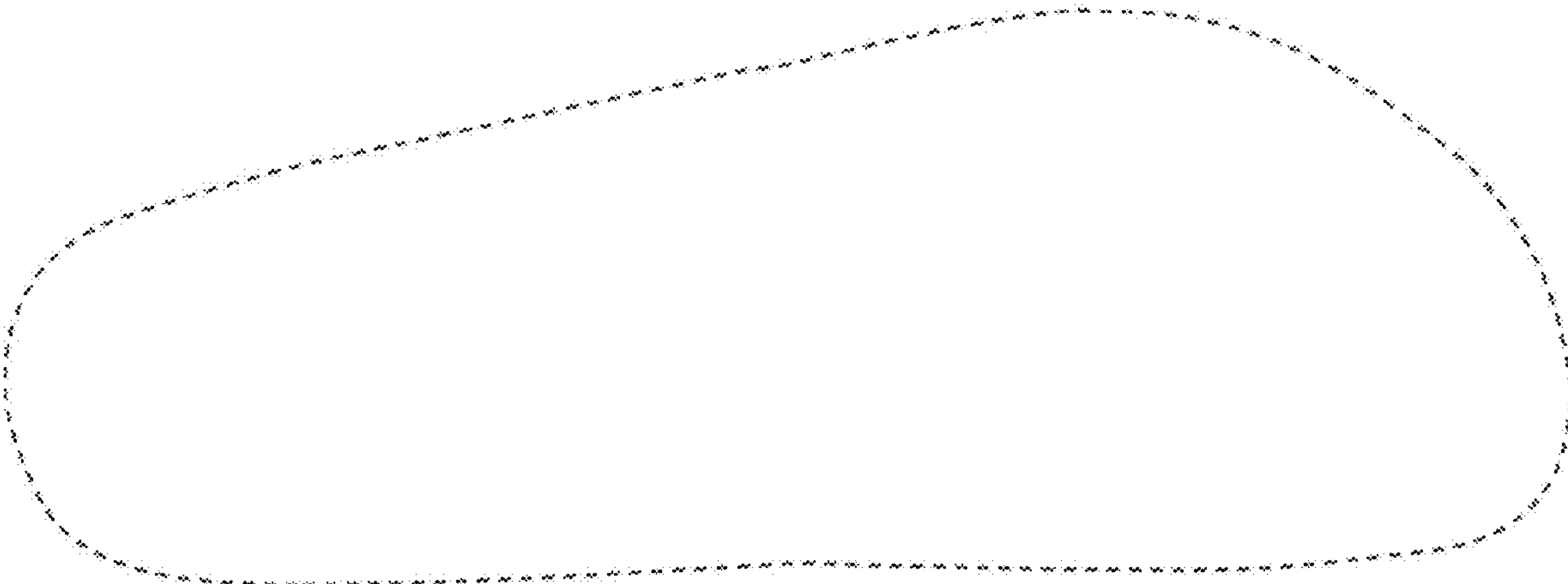


FIG. 7