

US00D969459S

(12) **United States Design Patent**
Hurst

(10) **Patent No.:** **US D969,459 S**
(45) **Date of Patent:** **** Nov. 15, 2022**

(54) **INTEGRATED LONG-SLEEVED SMOCK AND HIGH CHAIR TRAY COVER**

amazon.ca/Coverall-Catcher-Sleeves-attaches-highchair/dp/B07KTTS1HS> (Year: 2020).*

(71) Applicant: **Frank P. Hurst**, Davidsonville, MD (US)

Primary Examiner — Kevin K Rudzinski

Assistant Examiner — Amber J Rabie

(72) Inventor: **Frank P. Hurst**, Davidsonville, MD (US)

(74) *Attorney, Agent, or Firm* — Quickpatents, LLC; Kevin Prince

(**) Term: **15 Years**

(57) **CLAIM**

The ornamental design for an integrated long-sleeved smock and high chair tray cover, as shown and described.

(21) Appl. No.: **29/773,267**

(22) Filed: **Mar. 8, 2021**

DESCRIPTION

(51) **LOC (13) Cl.** **02-02**

FIG. 1 is a front perspective view of an integrated long-sleeved smock and high chair tray cover, showing my new design in a condition of use;

(52) **U.S. Cl.**

USPC **D2/861**

FIG. 2 is a rear perspective view thereof, illustrated in a flat position;

(58) **Field of Classification Search**

USPC D2/733, 740, 860, 861, 864

CPC A41D 13/04

See application file for complete search history.

FIG. 3 is a rear elevational view of FIG. 2;

FIG. 4 is a front elevational view of FIG. 2;

FIG. 5 is a bottom plan view of FIG. 2;

FIG. 6 is a top plan view of FIG. 2;

FIG. 7 is a left-side elevational view of FIG. 2;

FIG. 8 is a right-side elevational view of FIG. 2;

FIG. 9 is a rear perspective view of a second embodiment thereof;

FIG. 10 is a rear elevational view of FIG. 9;

FIG. 11 is a front elevational view of FIG. 9;

FIG. 12 is a bottom plan view of FIG. 9;

FIG. 13 is a top plan view of FIG. 9;

FIG. 14 is a left-side elevational view of FIG. 9; and,

FIG. 15 is a right-side elevational view of FIG. 9.

The broken lines showing a child and a high-chair in FIG. 1 depict environmental matter and form no part of the claimed design. The dot-dash broken lines in FIGS. 6 and 13 represent unclaimed portions of the inside surface of the integrated long-sleeved smock and high chair tray cover that form no part of the claimed design. The remaining broken lines represent stitching, and are part of the claimed design.

(56) **References Cited**

U.S. PATENT DOCUMENTS

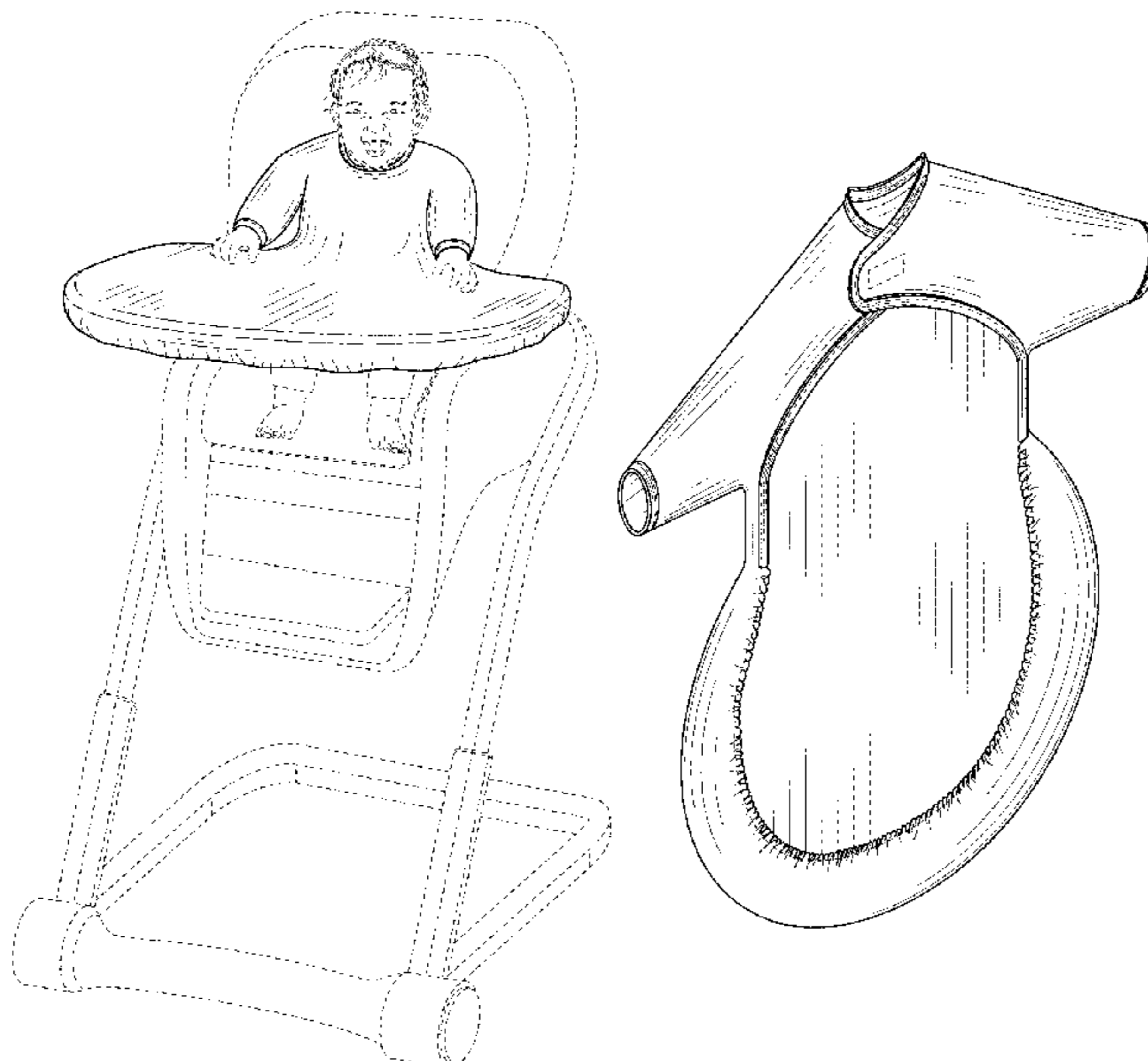
114,366	A	5/1871	Thomson	
699,238	A *	5/1902	Reed	A41B 13/10 2/49.5
2,321,670	A	6/1943	Gibson	
2,436,547	A *	2/1948	Boccieri	A41B 13/106 D2/861
2,445,850	A	7/1948	Gibson	
2,457,725	A *	12/1948	Rhowmine	A41B 13/106 446/28
2,532,932	A	12/1950	Neiswander	
2,616,085	A *	11/1952	Bottolfsen	A41D 13/04 2/114

(Continued)

OTHER PUBLICATIONS

Coverall Food Catcher bib, announced Apr. 24, 2020 [online], [site visited Jun. 17, 2022]. Available from internet, URL: <<https://www>.

1 Claim, 11 Drawing Sheets



US D969,459 S

Page 2

(56)

References Cited

U.S. PATENT DOCUMENTS

D174,133	S *	3/1955	Persico	A41B 13/106	6,128,781	A	10/2000	Spindler	
				D2/720	6,408,439	B1	6/2002	Garforth-Crippen	
2,727,240	A *	12/1955	Marshall	A41D 13/04	6,532,595	B1	3/2003	Holmes	
				2/50	D499,530	S *	12/2004	Mintz	D2/860
2,738,511	A	3/1956	Brady		7,469,424	B2	12/2008	Good	
2,762,053	A	9/1956	Lipscomb		7,555,789	B2	7/2009	Autry	
2,766,455	A	10/1956	Klaine		7,716,749	B2	5/2010	Perazzo	
2,822,548	A	2/1958	Rhowmine		8,151,370	B2	4/2012	Perazzo	
2,905,943	A	9/1959	Carlisle		D737,546	S *	9/2015	Sewall	A41B 13/103
4,114,199	A	9/1978	Malan						D2/861
4,301,544	A	11/1981	Burton		9,386,806	B2 *	7/2016	Bailey	A41B 13/10
4,604,758	A	8/1986	Grasberger		2002/0004945	A1	1/2002	Kaloustian	
D356,204	S *	3/1995	Derrickson	D2/720	2010/0176626	A1	7/2010	Centracco	
5,915,530	A	6/1999	Hager		2011/0088133	A1	4/2011	Cox	
6,021,521	A	2/2000	Baratta		2013/0025018	A1	1/2013	Muhammad	
6,081,923	A	7/2000	Marks		2013/0086725	A1	4/2013	Sabre	
					2013/0161984	A1	6/2013	Yaghmai	
					2013/0291276	A1 *	11/2013	Monahon	A41B 13/103
									2/49.1

* cited by examiner

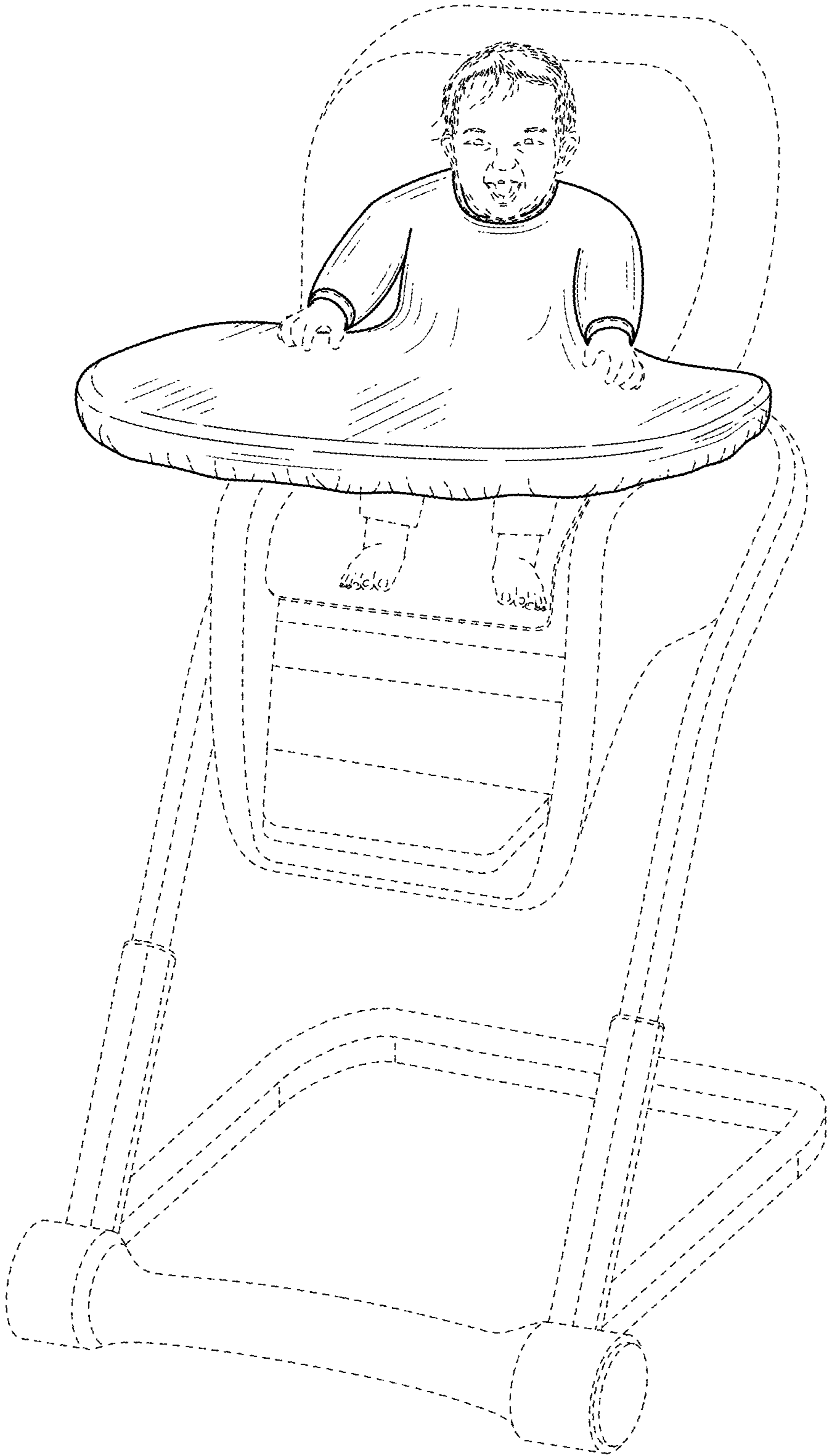


FIG. 1

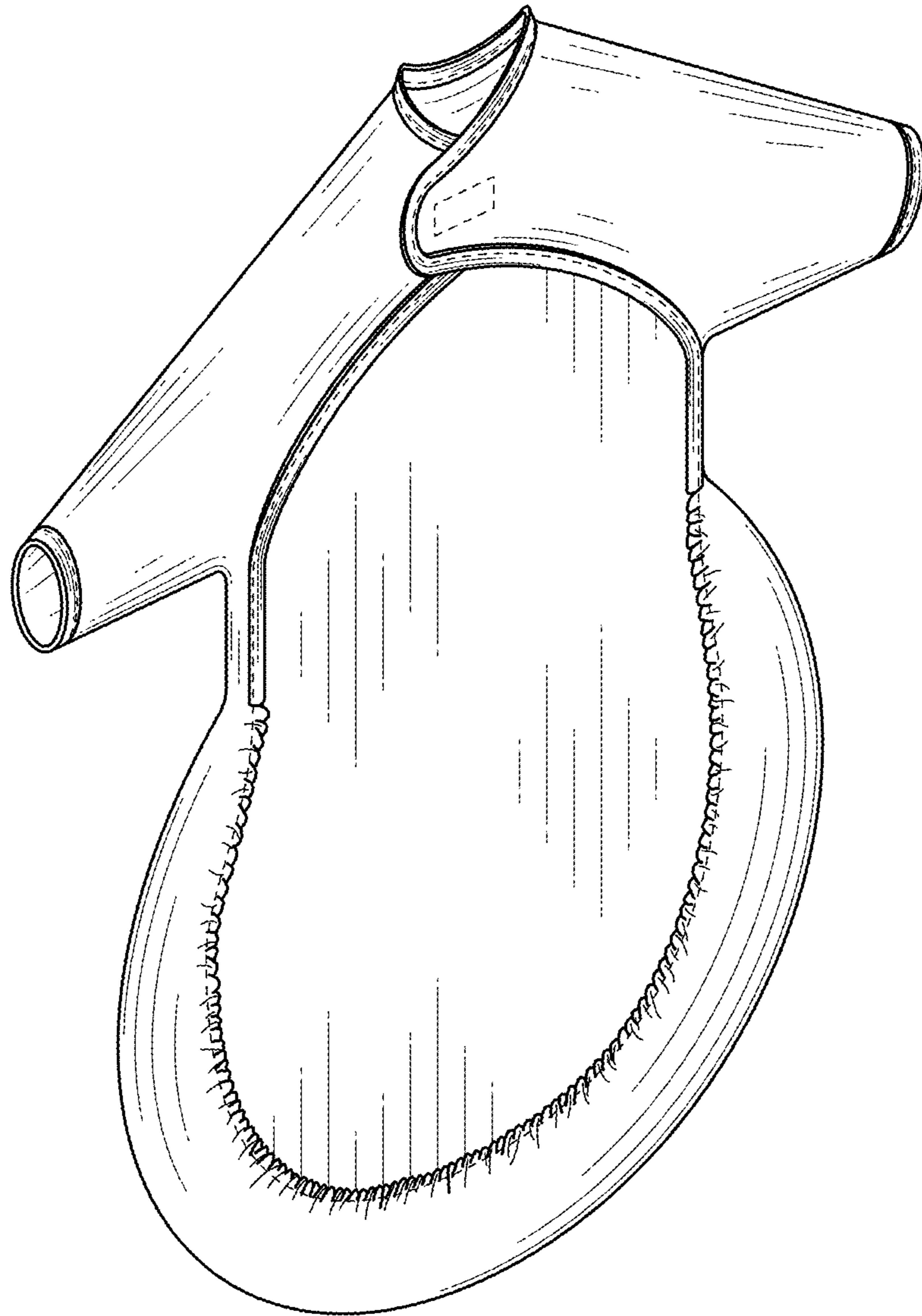


FIG. 2

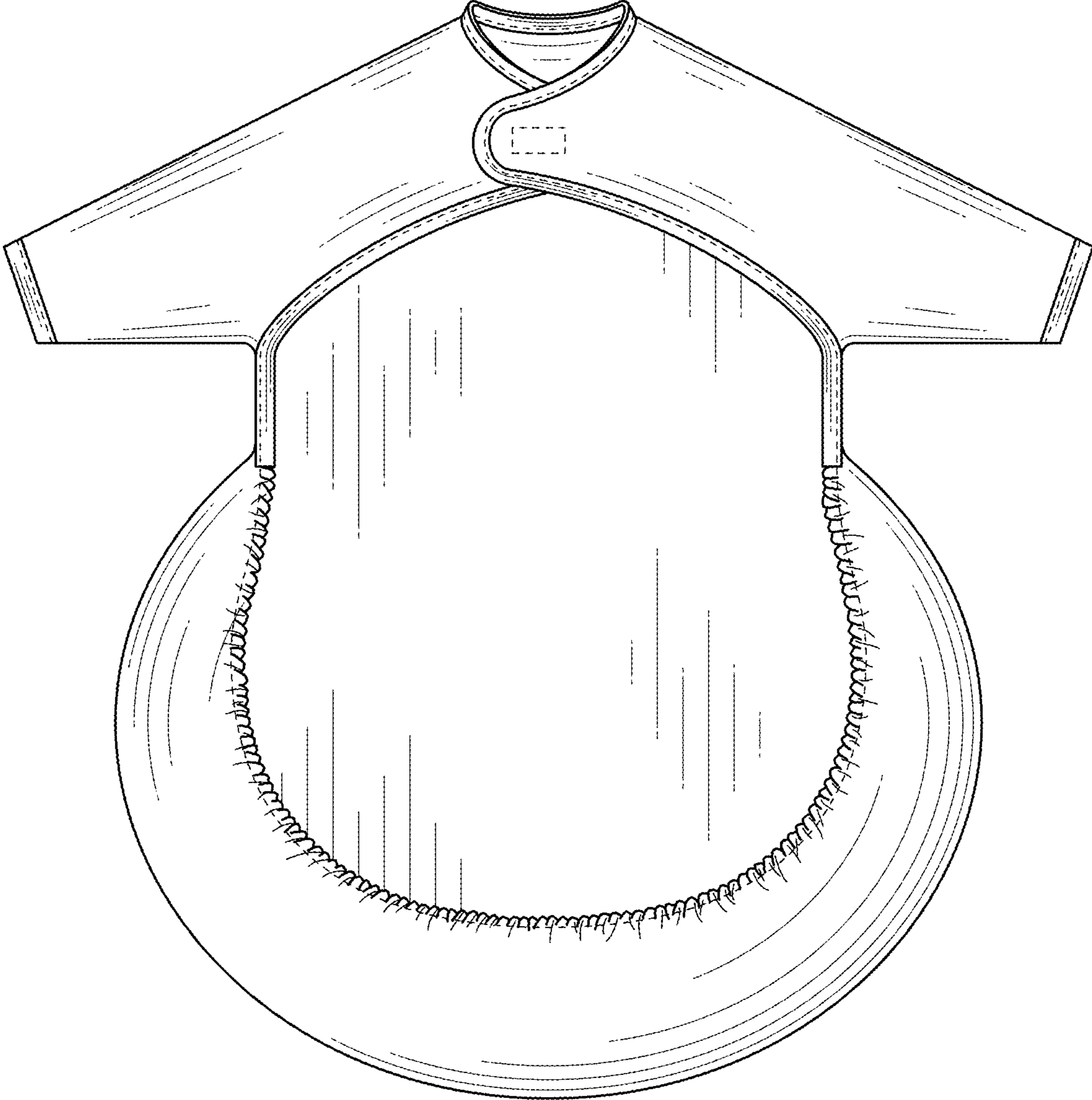


FIG. 3

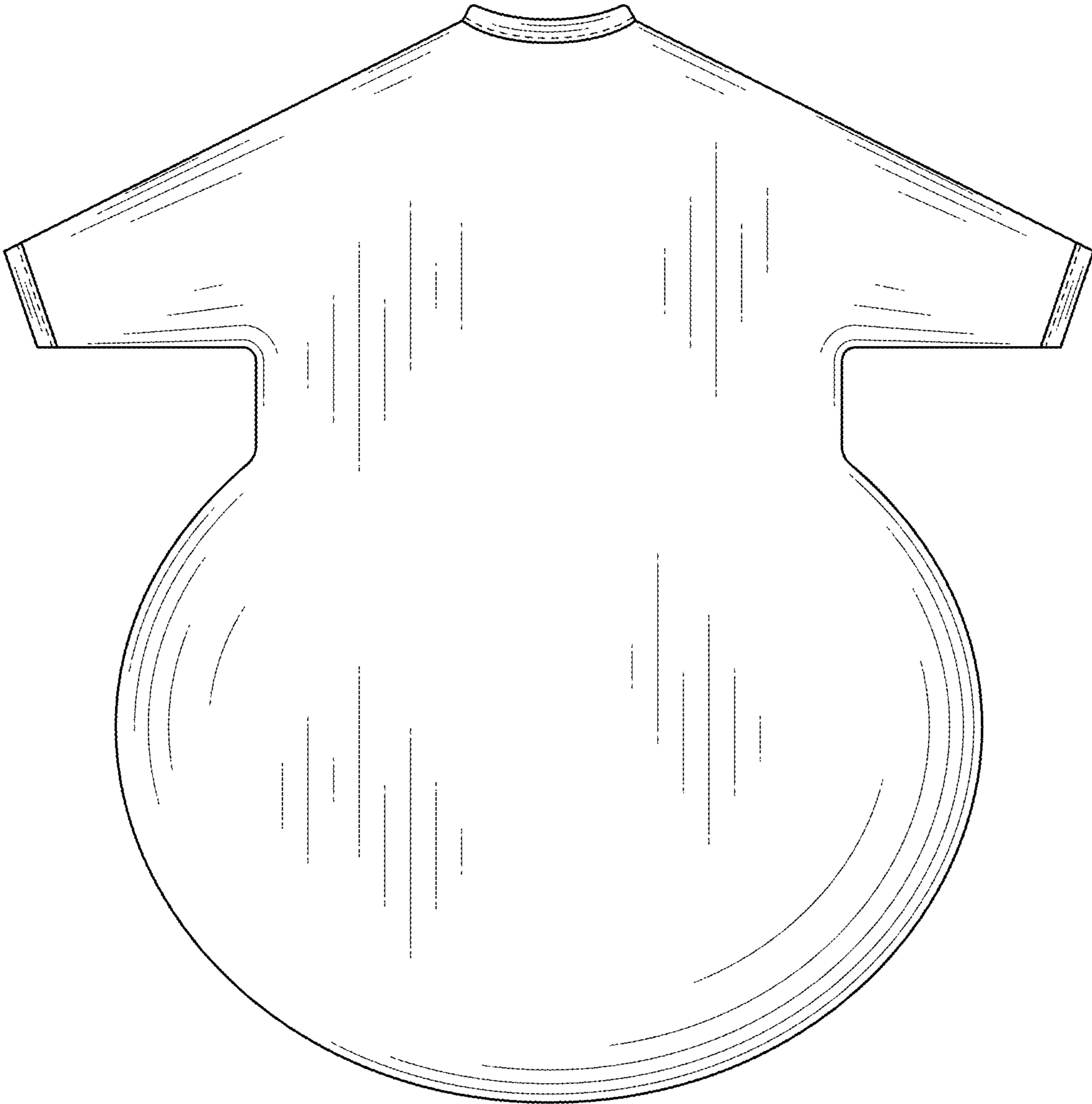


FIG. 4




FIG. 5

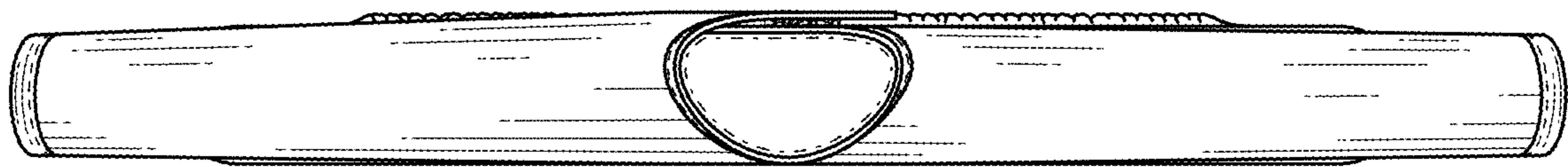


FIG. 6




FIG. 7




FIG. 8

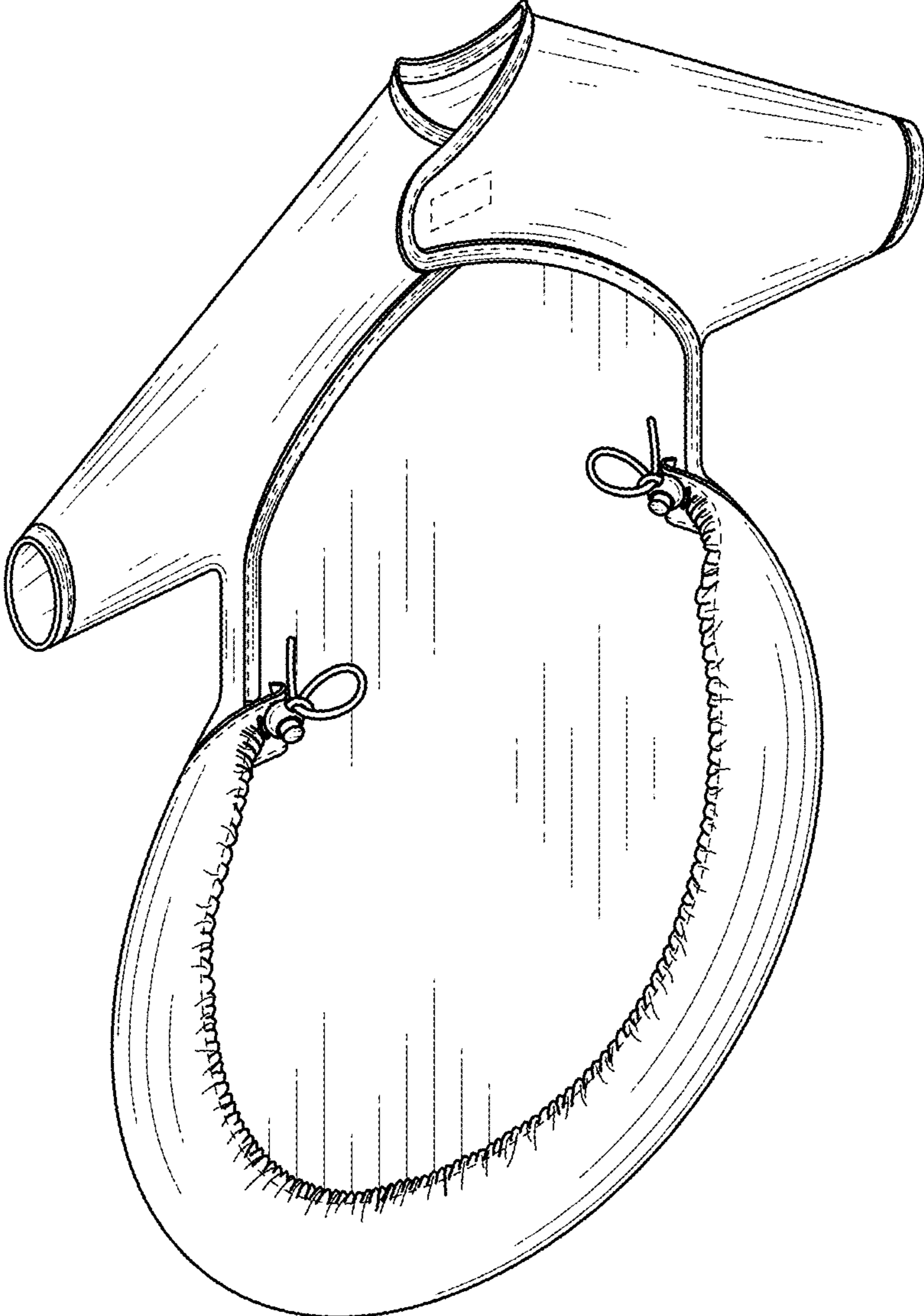


FIG. 9

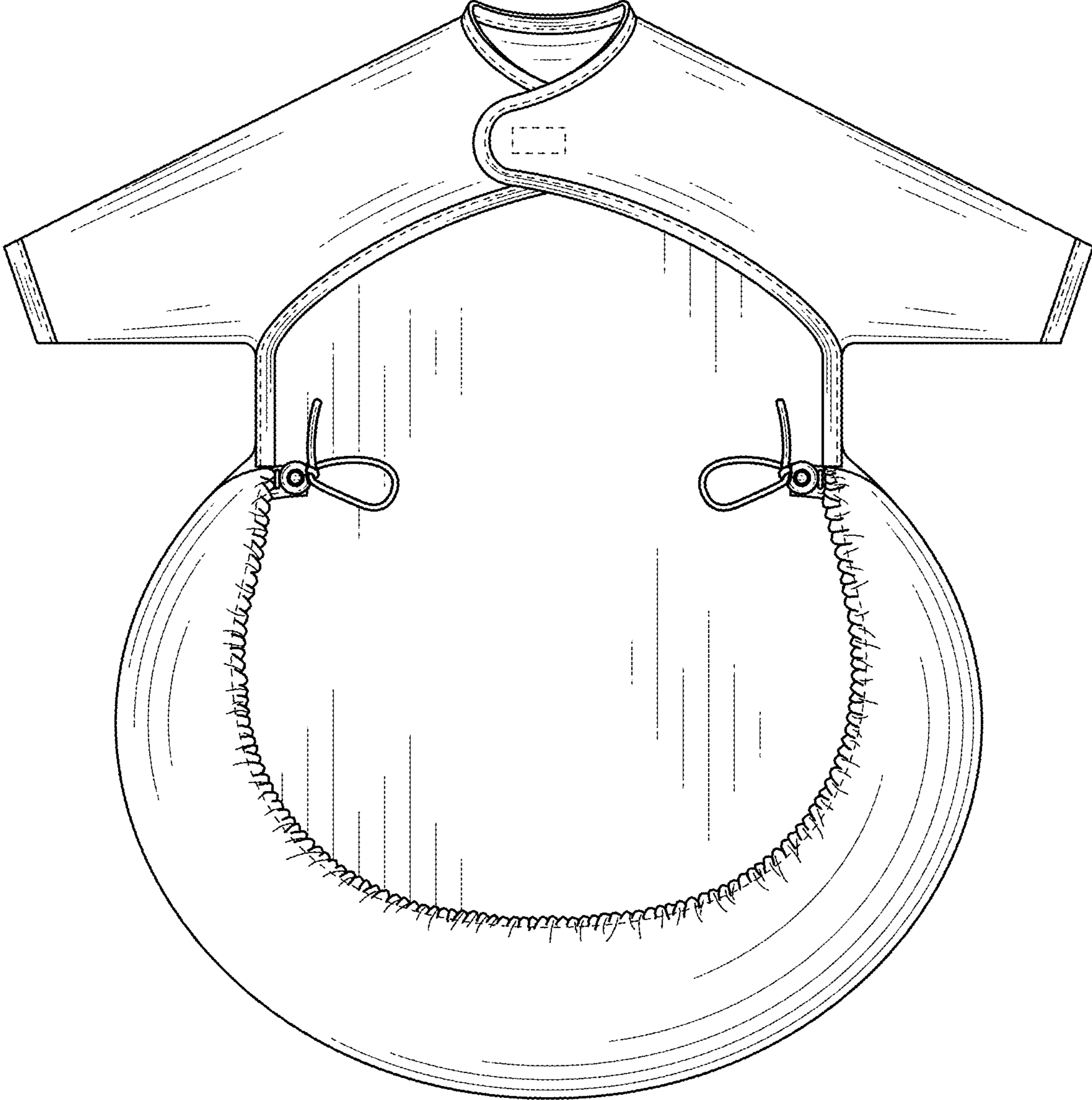


FIG. 10

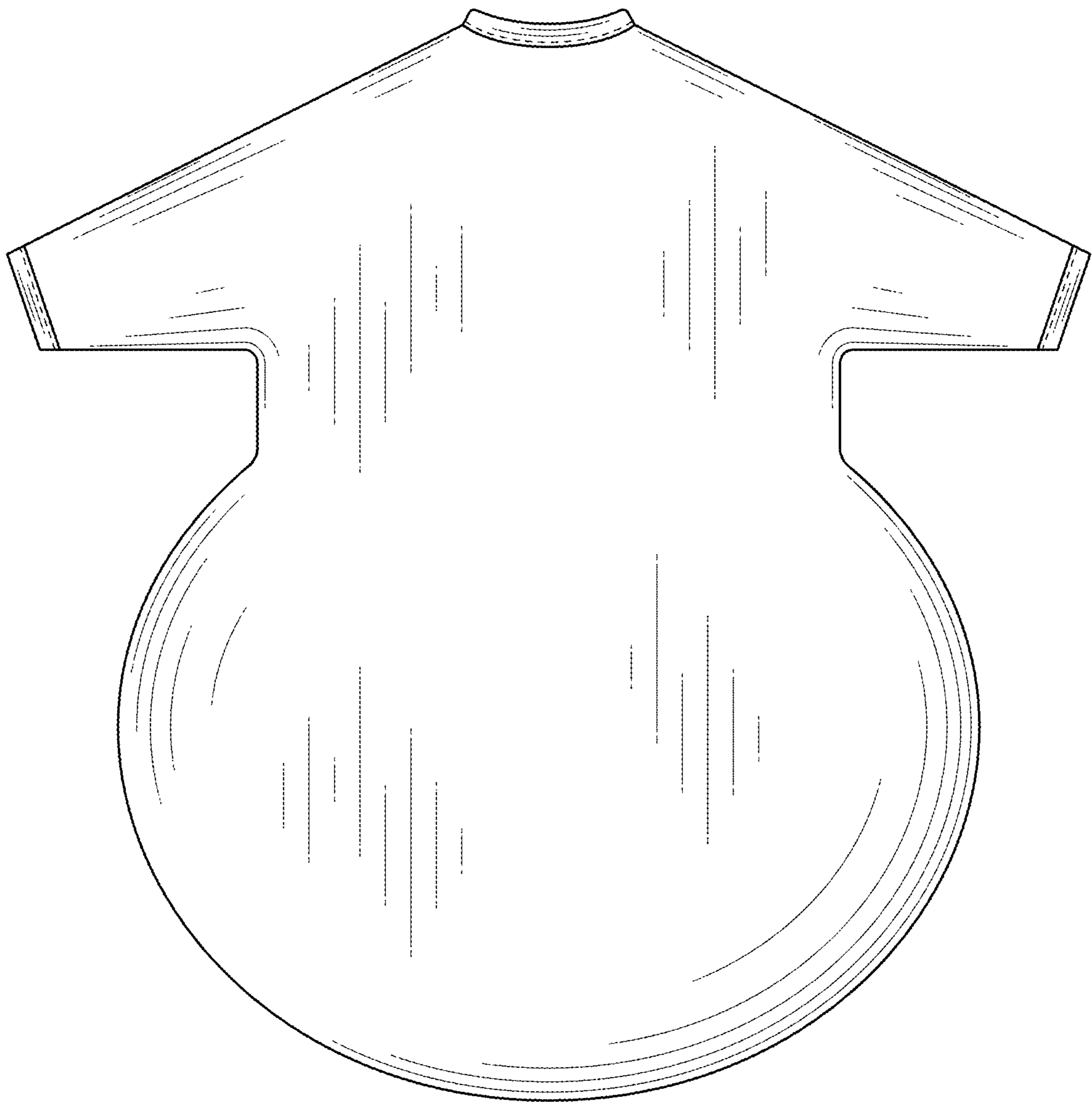


FIG. 11

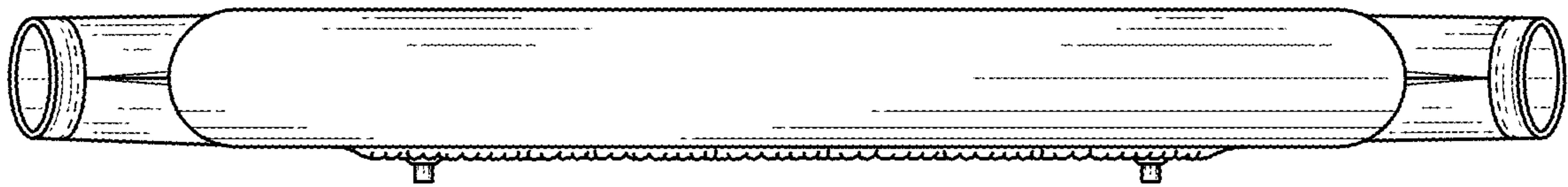


FIG. 12

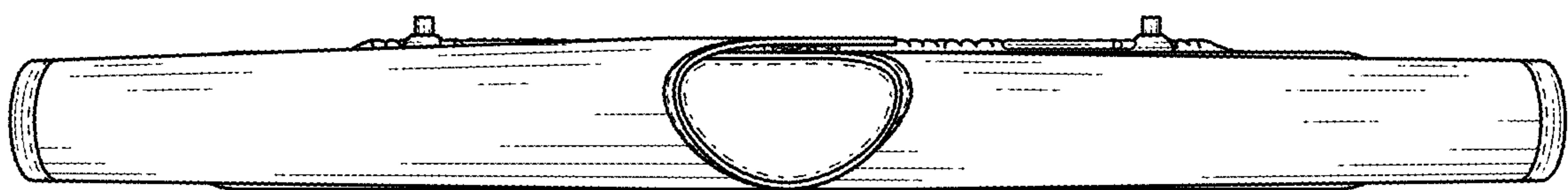


FIG. 13

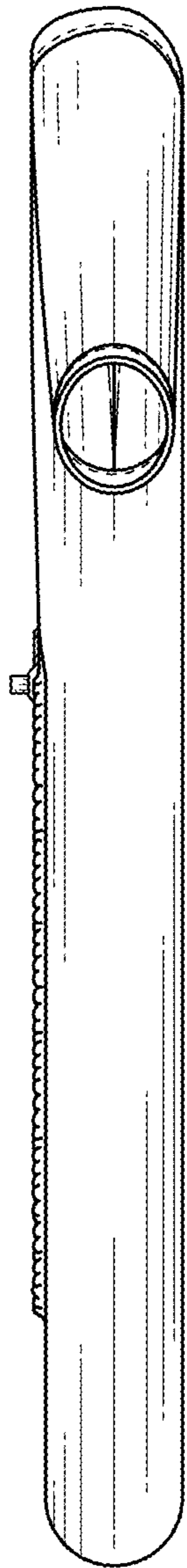


FIG. 14

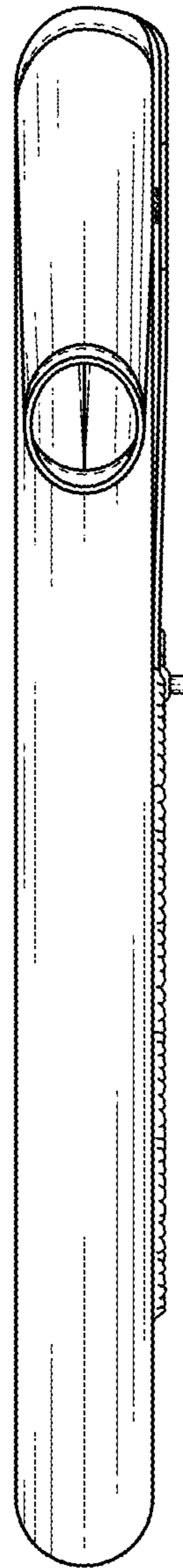


FIG. 15