



US00D969433S

(12) **United States Design Patent** (10) **Patent No.:** **US D969,433 S**  
**Xu** (45) **Date of Patent:** **\*\* Nov. 8, 2022**

(54) **SINK RACK**  
(71) Applicant: **Fuzhou Huodan Technology Co., Ltd.**,  
Fuzhou (CN)  
(72) Inventor: **Yixuan Xu**, Shenzhen (CN)  
(\*\*) Term: **15 Years**  
(21) Appl. No.: **29/802,432**  
(22) Filed: **Aug. 5, 2021**  
(51) **LOC (13) Cl.** ..... **07-05**  
(52) **U.S. Cl.**  
USPC ..... **D32/55**  
(58) **Field of Classification Search**  
USPC ..... D32/55-59; D30/133; D6/525  
CPC ..... A47L 19/00; A47L 19/02; A47L 17/00;  
A47L 17/04; A47J 47/20; A47J 2201/00;  
A47J 47/00; B65D 35/02  
See application file for complete search history.

D931,568 S \* 9/2021 Padgett ..... D32/55  
D939,167 S \* 12/2021 Fan ..... D32/55  
11,272,829 B2 \* 3/2022 Klug ..... F26B 9/003

**FOREIGN PATENT DOCUMENTS**

CN 305590550 \* 2/2020  
CN 306676785 \* 7/2021

**OTHER PUBLICATIONS**

Amazon.com Sincalong Over Sink [https://www.amazon.com/Sincalong-Sincalong-Stainless-Tableware-Adjustable/dp/B07XXVCYKZ/ref=sr\\_1\\_86](https://www.amazon.com/Sincalong-Sincalong-Stainless-Tableware-Adjustable/dp/B07XXVCYKZ/ref=sr_1_86) (Year: 2019).\*

\* cited by examiner

*Primary Examiner* — Kevin K Rudzinski  
*Assistant Examiner* — Richard E Yenchesky  
(74) *Attorney, Agent, or Firm* — Rumit Ranjit Kanakia

(57) **CLAIM**

The ornamental design for a sink rack, as shown and described.

(56) **References Cited**

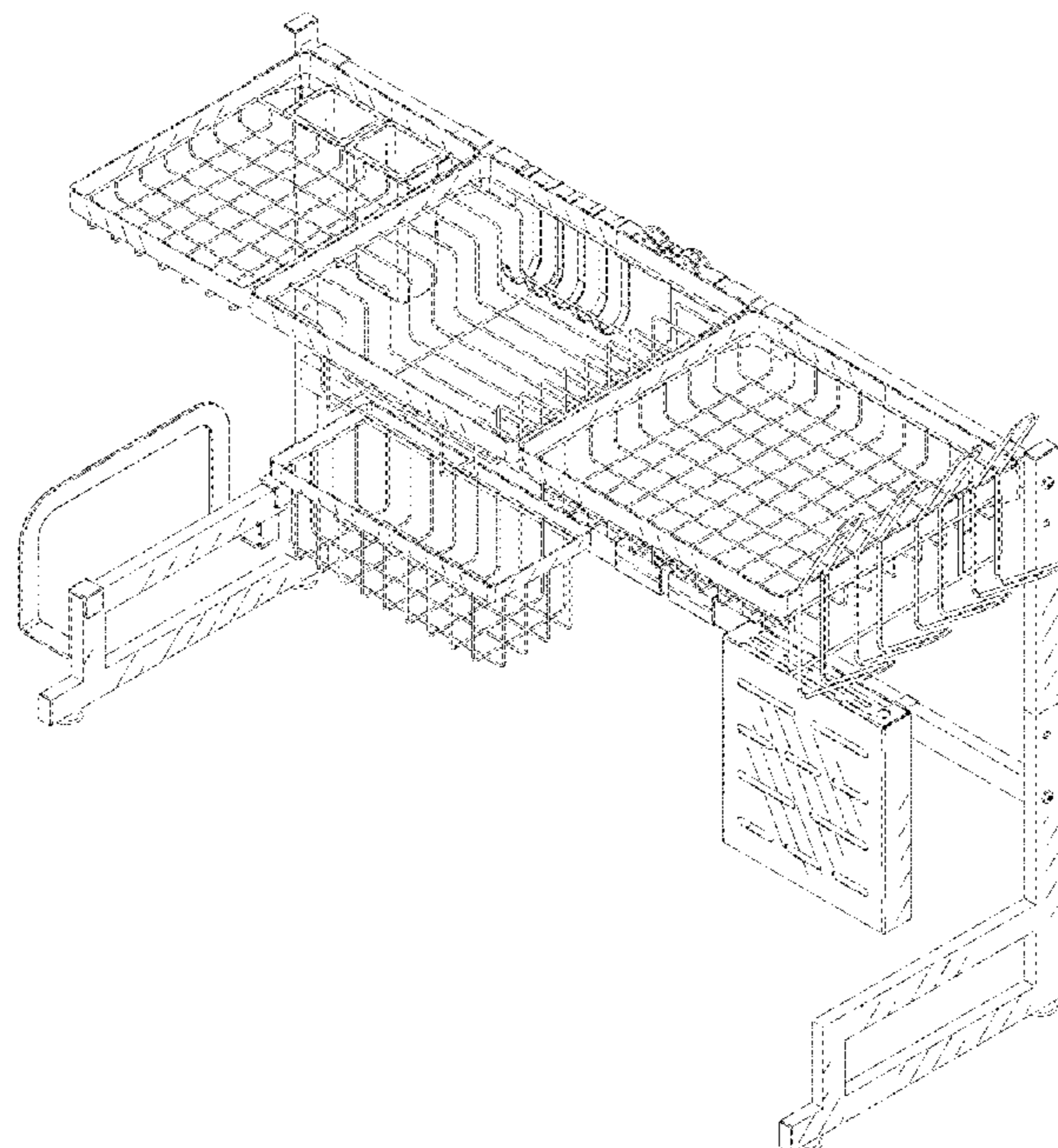
**U.S. PATENT DOCUMENTS**

D554,819 S \* 11/2007 Shah ..... D32/55  
D630,397 S \* 1/2011 Molayem ..... D6/678.4  
D630,813 S \* 1/2011 Molayem ..... D32/55  
D699,413 S \* 2/2014 Huang ..... D32/55  
D862,822 S \* 10/2019 Zhao ..... D32/55  
D862,823 S 10/2019 Zhao  
D871,009 S \* 12/2019 Sanduri Cohen ..... D32/55  
D874,775 S \* 2/2020 Xie ..... D32/55  
D882,199 S 4/2020 Cao  
D899,722 S \* 10/2020 Yang ..... D32/55  
D903,216 S 11/2020 Xie  
D911,253 S \* 2/2021 Wang ..... D12/406  
D921,320 S 6/2021 Hu  
D922,715 S 6/2021 Li  
D928,442 S \* 8/2021 Zhan ..... D32/55  
D930,930 S \* 9/2021 Tan ..... D32/55

**DESCRIPTION**

FIG. 1 is a perspective view of a sink rack showing my new design;  
FIG. 2 is a front view thereof;  
FIG. 3 is a back view thereof;  
FIG. 4 is a left-side view thereof;  
FIG. 5 is a right-side view thereof;  
FIG. 6 is a top view thereof; and,  
FIG. 7 is a bottom view thereof.  
The broken lines in the drawings depict portions of the sink rack that form no part of the claimed design.

**1 Claim, 7 Drawing Sheets**



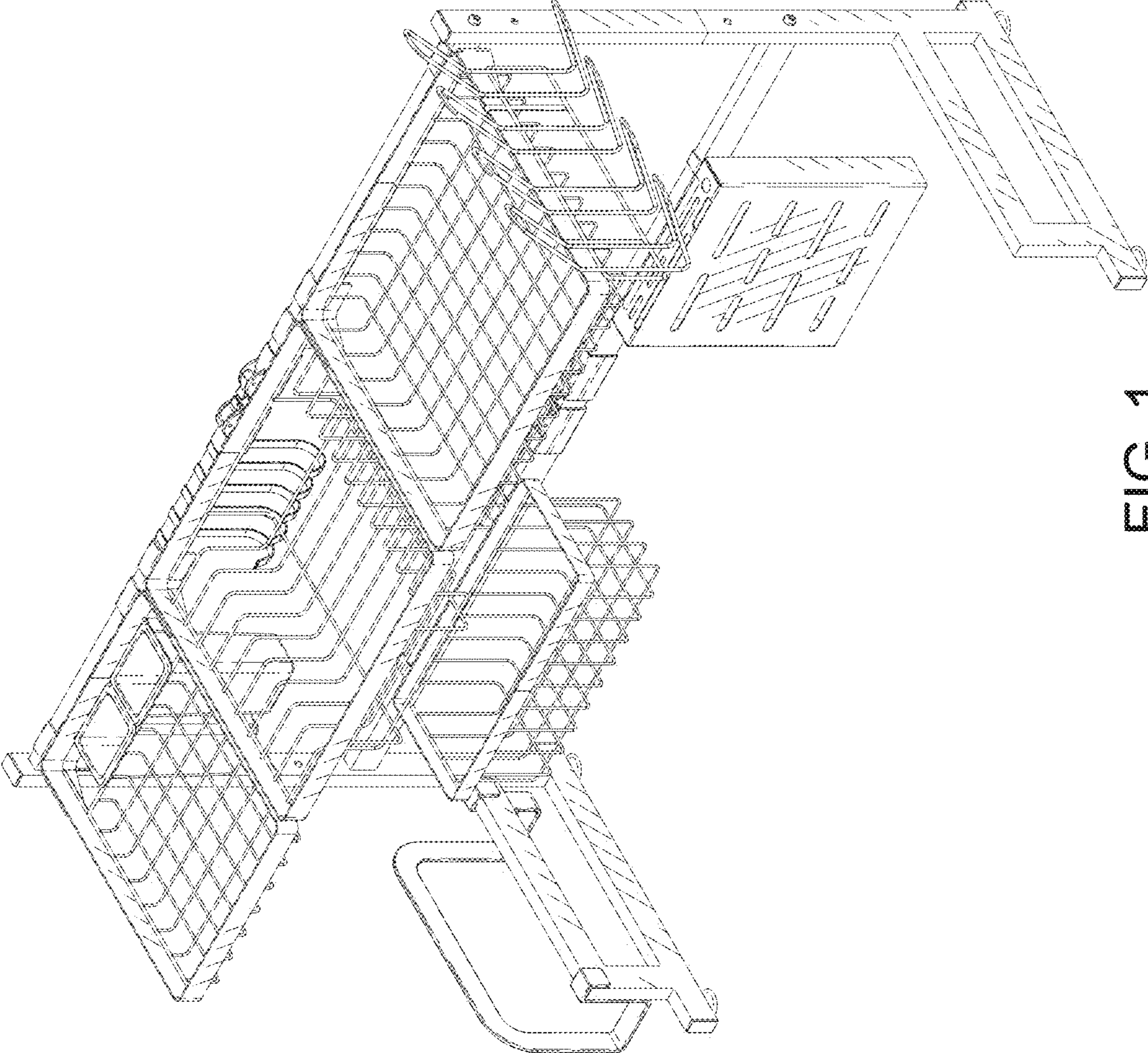


FIG. 1

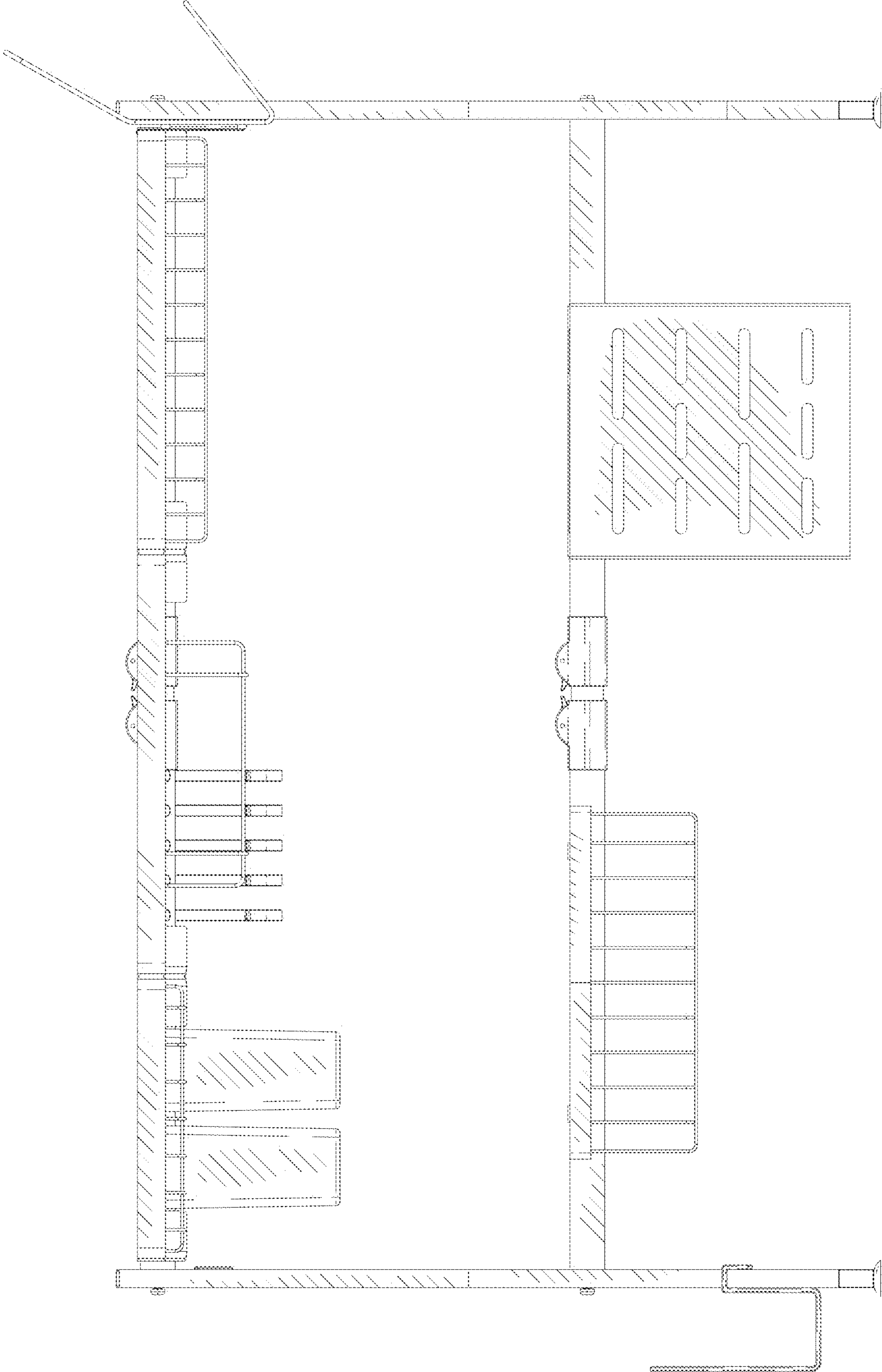


FIG. 2

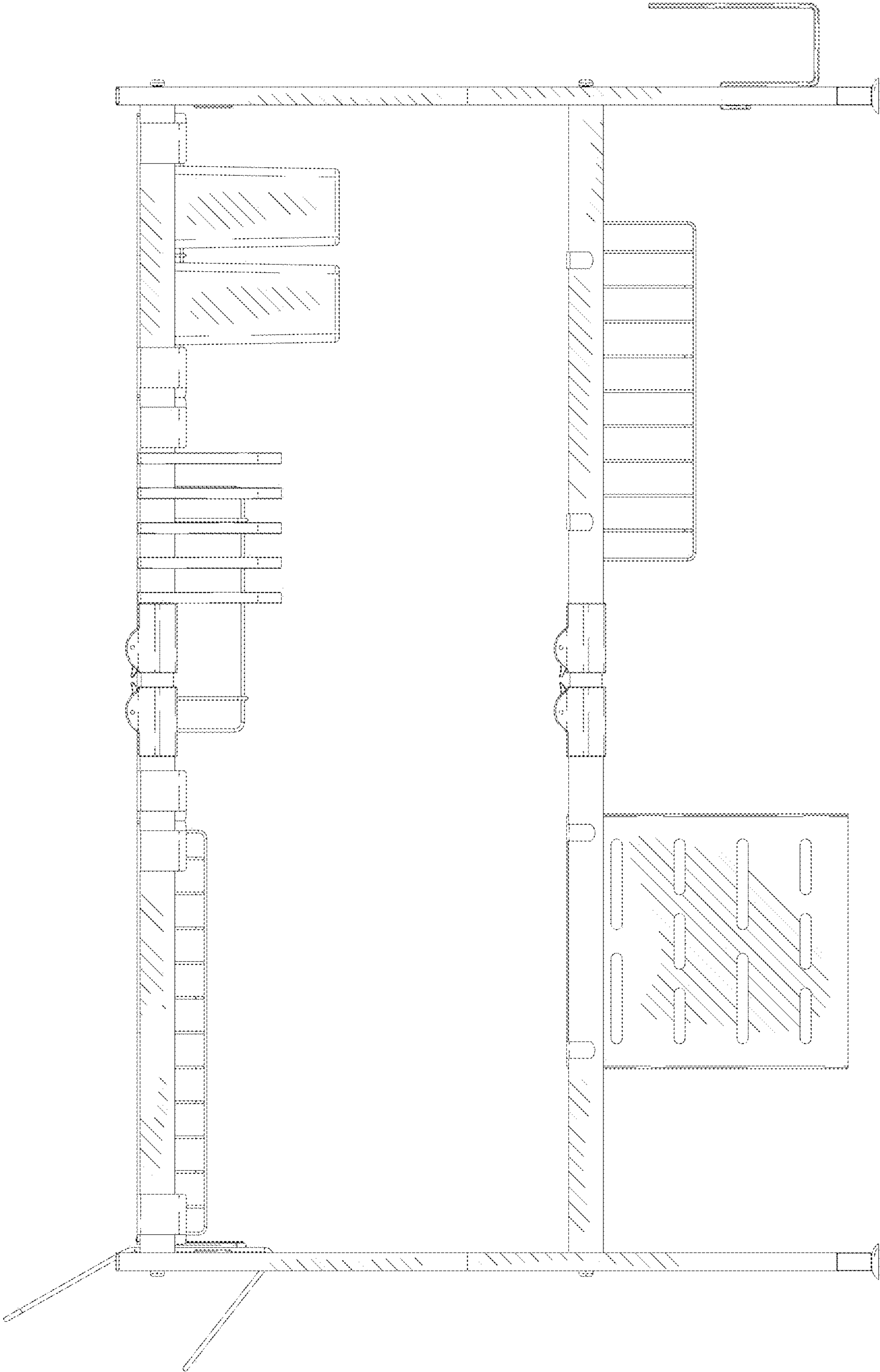


FIG. 3

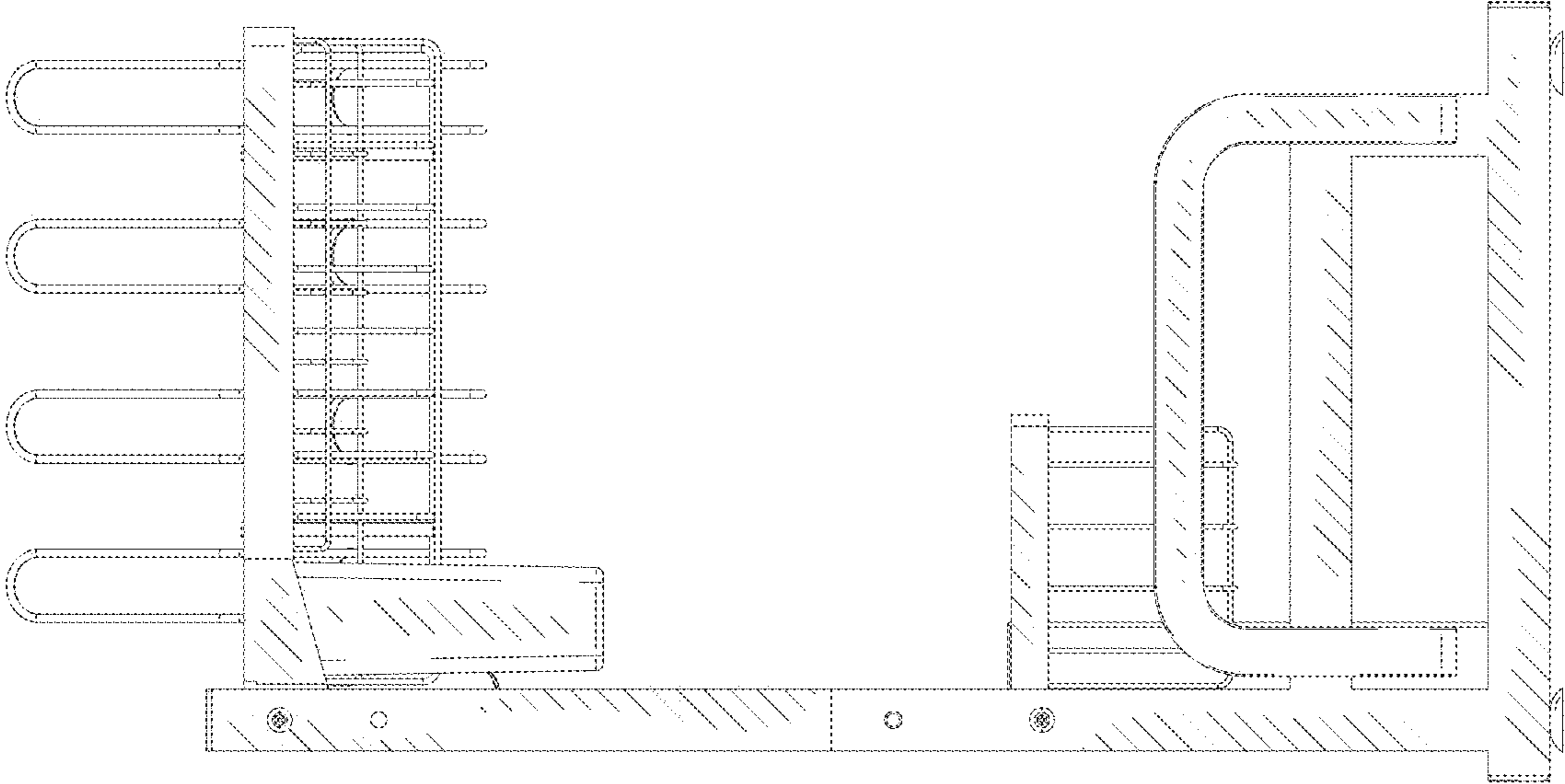


FIG. 4

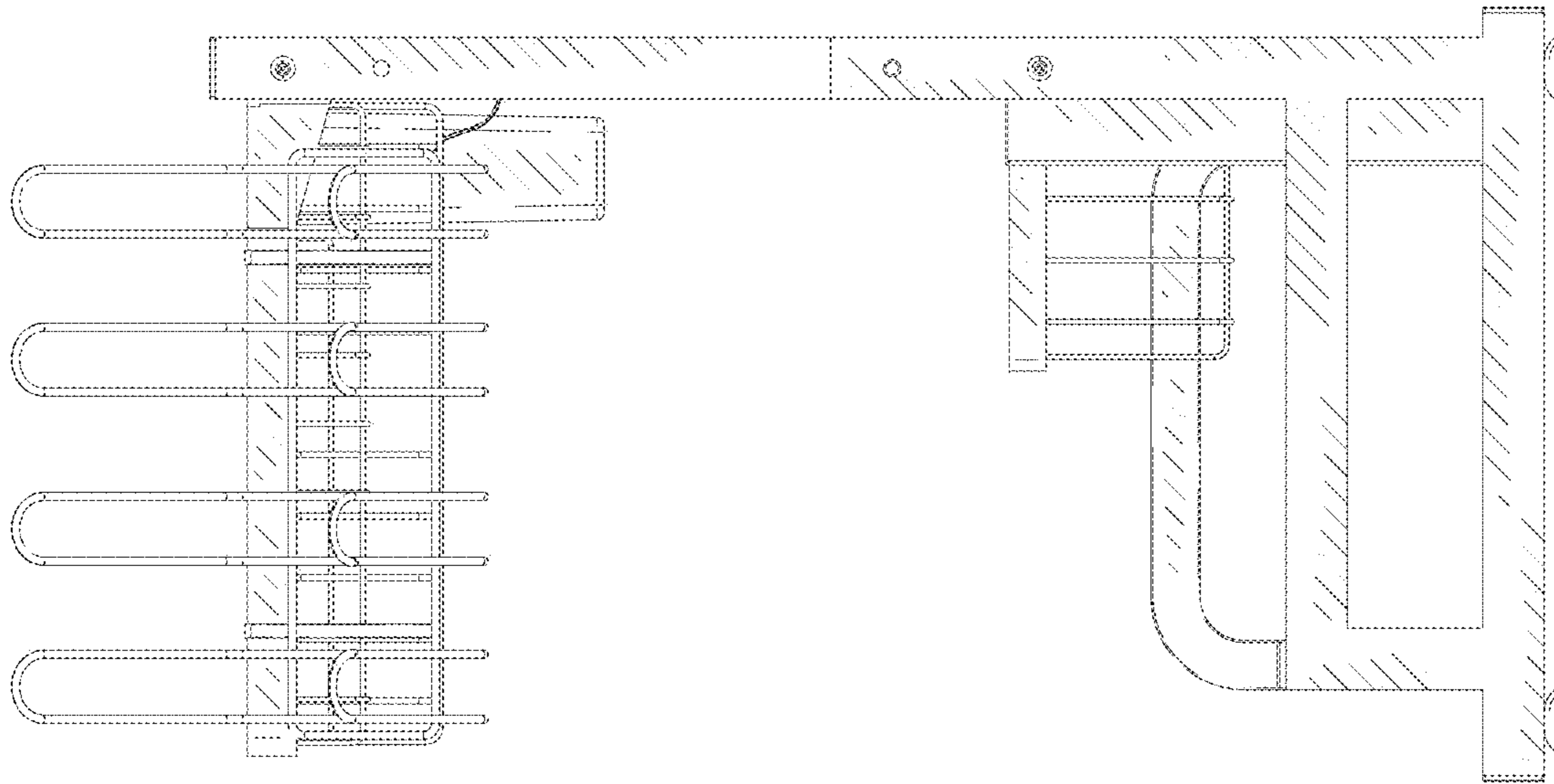


FIG. 5

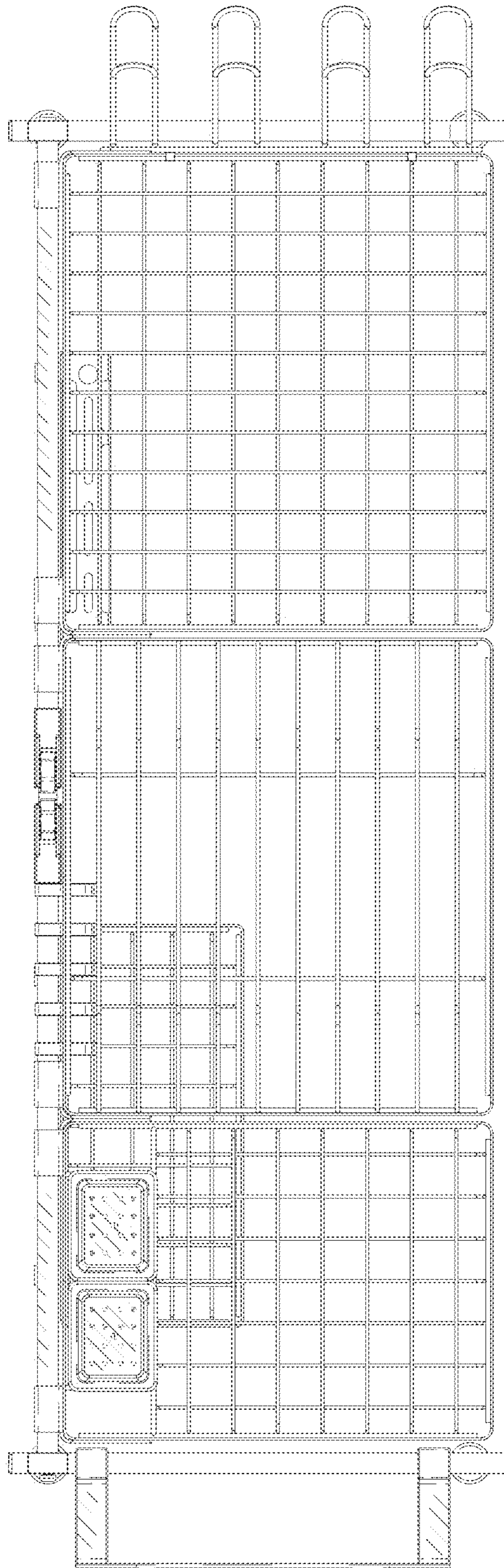


FIG. 6

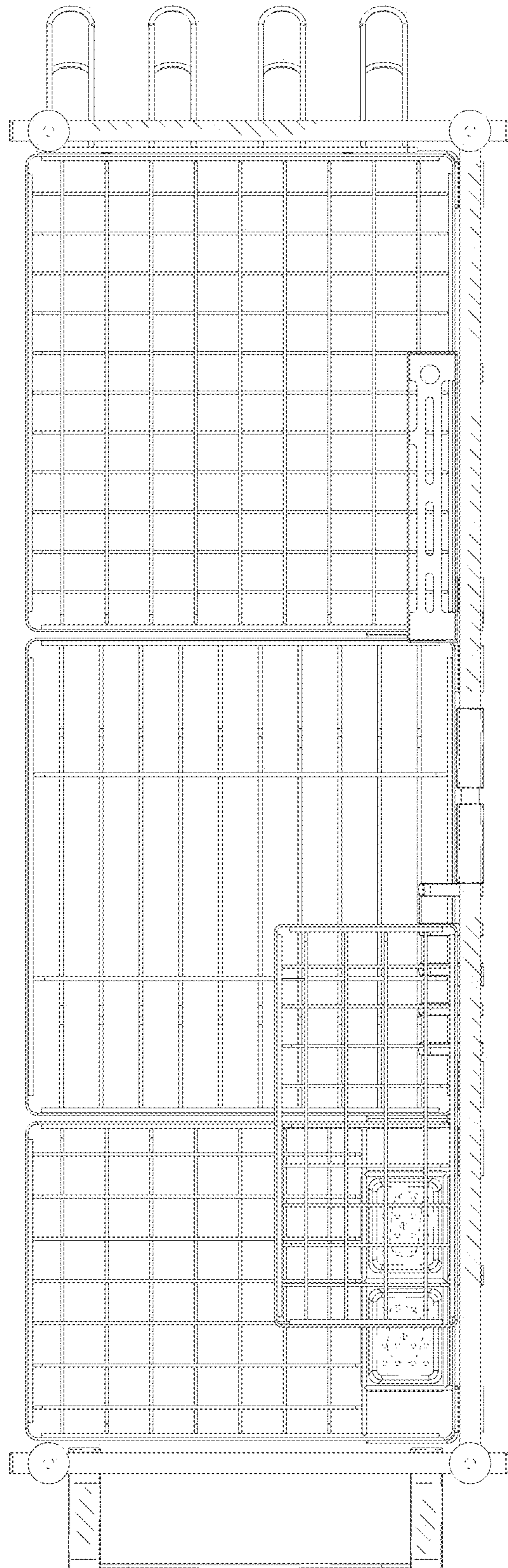


FIG. 7