



US00D969359S

(12) **United States Design Patent** (10) **Patent No.:** **US D969,359 S**
Liu (45) **Date of Patent:** **** Nov. 8, 2022**

(54) **CANDLE LAMPSHADE**

(71) Applicant: **Tao Liu**, Tianjin (CN)

(72) Inventor: **Tao Liu**, Tianjin (CN)

(**) Term: **15 Years**

(21) Appl. No.: **29/820,946**

(22) Filed: **Dec. 26, 2021**

(51) **LOC (13) Cl.** **26-01**

(52) **U.S. Cl.**
USPC **D26/11; D26/110; D26/112**

(58) **Field of Classification Search**
USPC D26/1, 6, 7, 9-12, 16, 22, 67, 93, 94,
D26/104, 106, 108, 110, 112
CPC F21L 2/00; F21L 4/00; F21L 14/00; F21L
19/00; F21S 6/00; F21S 6/001; F21S
6/002; F21S 9/00; F21S 9/02; F21S 9/03;
F21S 9/037; F21V 3/00; F21V 21/0824;
F21V 35/00; F21V 37/00; F21W
2131/109

See application file for complete search history.

(56) **References Cited**

U.S. PATENT DOCUMENTS

- D68,044 S * 8/1925 Hellvik F21V 37/0095
D26/104
- 1,578,087 A * 3/1926 Norton F21V 35/00
431/290
- 2,050,151 A * 8/1936 Baumer F21V 37/0095
431/291
- 2,060,324 A * 11/1936 Knapp F21V 37/0095
431/291
- D117,084 S * 10/1939 White F21V 35/00
D26/67
- 2,439,467 A * 4/1948 Guilfoil, Jr. F21V 37/0095
431/291
- 2,685,023 A * 7/1954 Della Valle F21V 35/00
362/163
- D206,950 S * 2/1967 Colletti D26/96

- D207,239 S * 3/1967 Guilfoil, Jr. D26/11
- D208,065 S * 7/1967 Colletti D26/68
- D243,548 S * 3/1977 Shippee D26/10
- 4,930,055 A * 5/1990 Swadell F21S 8/083
362/244
- 5,055,035 A * 10/1991 Hancovsky F21V 35/00
362/180
- D338,977 S * 8/1993 Ewing D26/67
- 5,980,064 A * 11/1999 Metroyanis F21S 9/02
362/800
- D437,965 S * 2/2001 Diviak, Sr. D26/104
- 6,364,503 B1 * 4/2002 Wenzel F21V 33/00
362/186
- D472,338 S * 3/2003 Barriger F21V 35/00
D26/67
- D505,213 S 5/2005 Kumar
(Continued)

OTHER PUBLICATIONS

Will and Baumer Red Cemetery Light with Gold Plastic Dome, Jun. 11, 2014, Amazon.ca, site visited Sep. 14, 2022, url: <https://www.amazon.ca/dp/B0043GRFG4> (Year: 2014).*

(Continued)

Primary Examiner — T Chase Nelson
Assistant Examiner — Rachel Wolfe

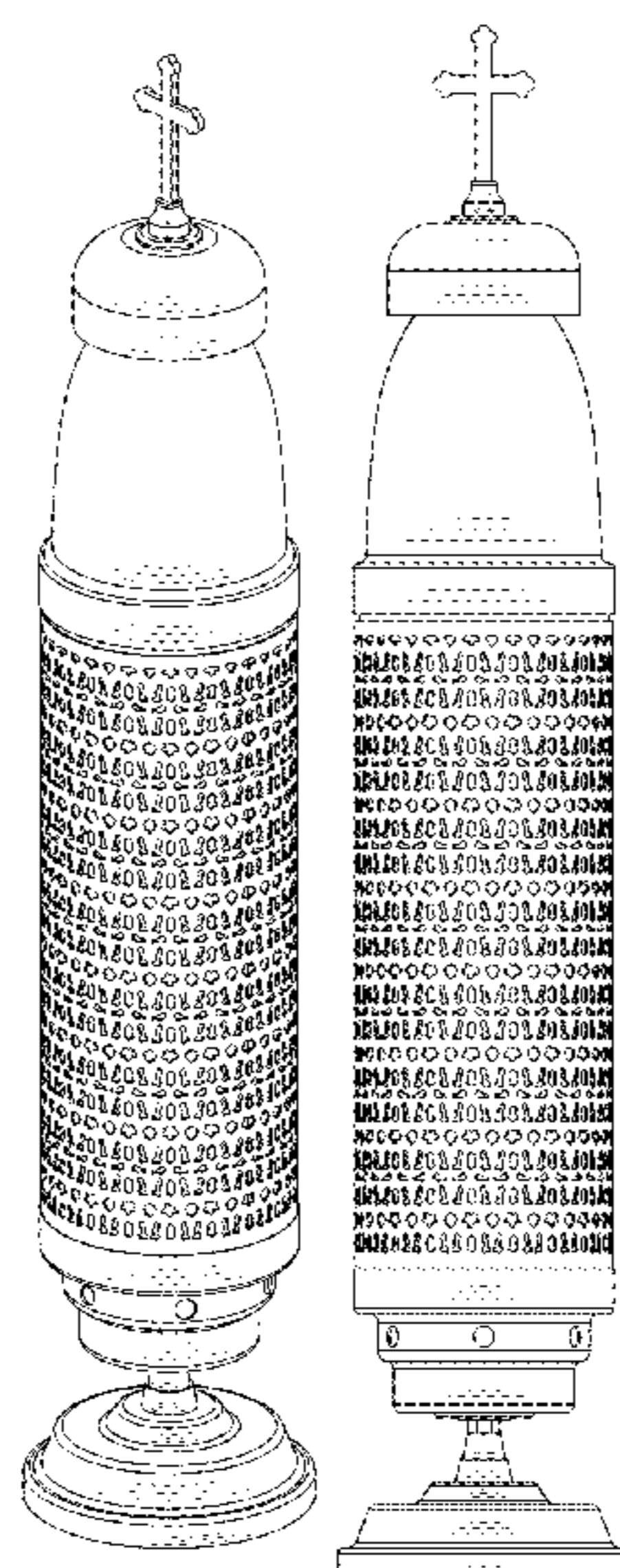
(57) **CLAIM**

The ornamental design for a candle lampshade, as shown and described.

DESCRIPTION

FIG. 1 is a perspective view of a candle lampshade showing my new design;
FIG. 2 is a front view thereof;
FIG. 3 is a rear view thereof;
FIG. 4 is a left side view thereof;
FIG. 5 is a right side view thereof;
FIG. 6 is a top plan view thereof; and,
FIG. 7 is a bottom plan view thereof.

1 Claim, 7 Drawing Sheets



(56)

References Cited

U.S. PATENT DOCUMENTS

D783,886 S * 4/2017 Adams D26/118
D800,954 S * 10/2017 Hsu D26/112
D831,258 S 10/2018 Wiedemer
D836,824 S * 12/2018 Laviani D26/110
D850,702 S * 6/2019 Yang D26/110
D853,621 S * 7/2019 Xie F21V 29/677
D26/110
D956,315 S * 6/2022 Tan D26/110
D963,901 * 9/2022 Liu D26/118
2020/0038540 A1 * 2/2020 Lee F21V 29/677

OTHER PUBLICATIONS

Ourmemo Cemetery Light Candle Holder, Apr. 5, 2022, Amazon.com, site visited Sep. 14, 2022, url: <https://www.amazon.com/dp/B09X6SJRG3/> (Year: 2022).*

* cited by examiner




FIG. 1




FIG. 2




FIG. 3




FIG. 4




FIG. 5

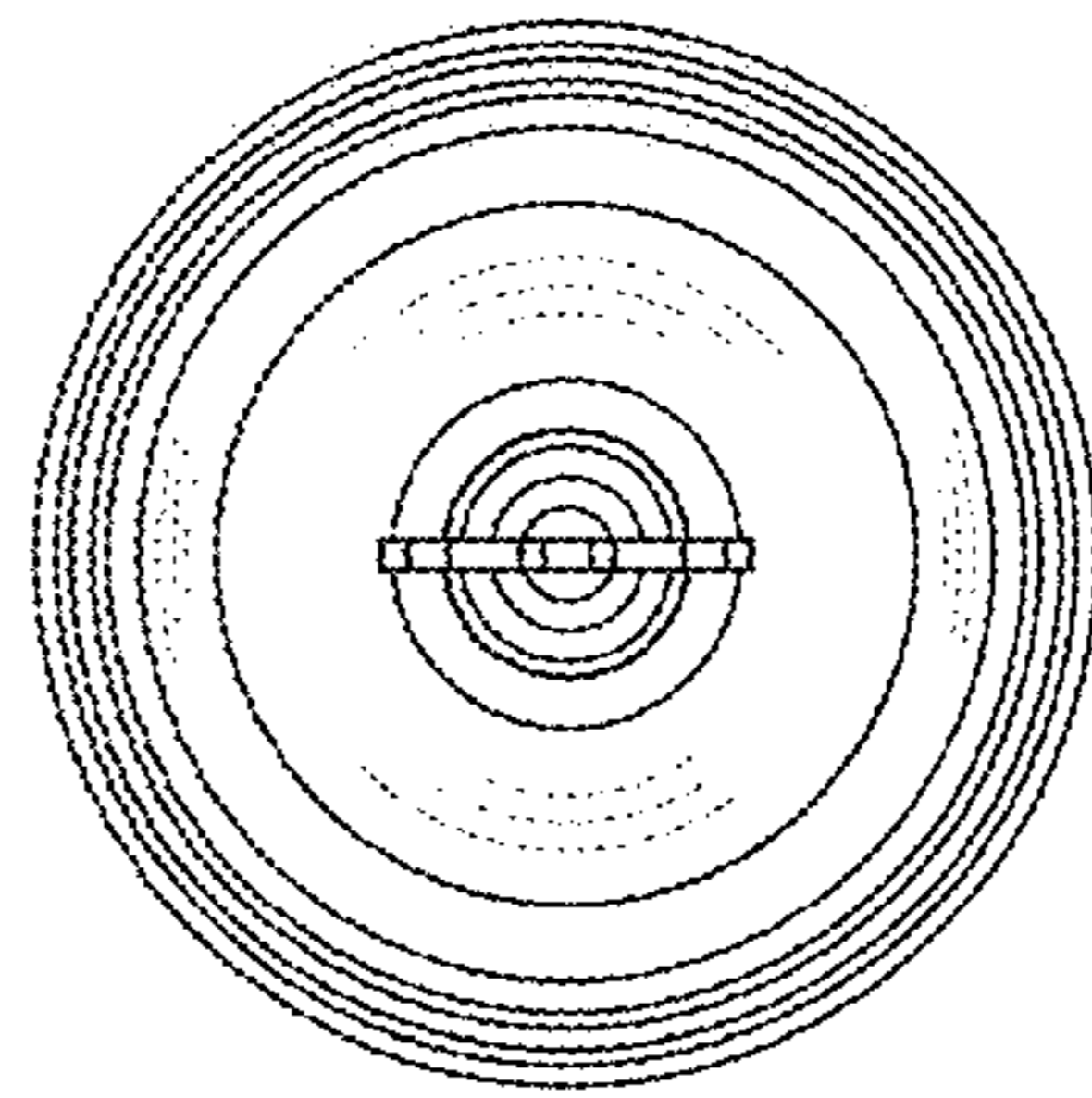


FIG. 6

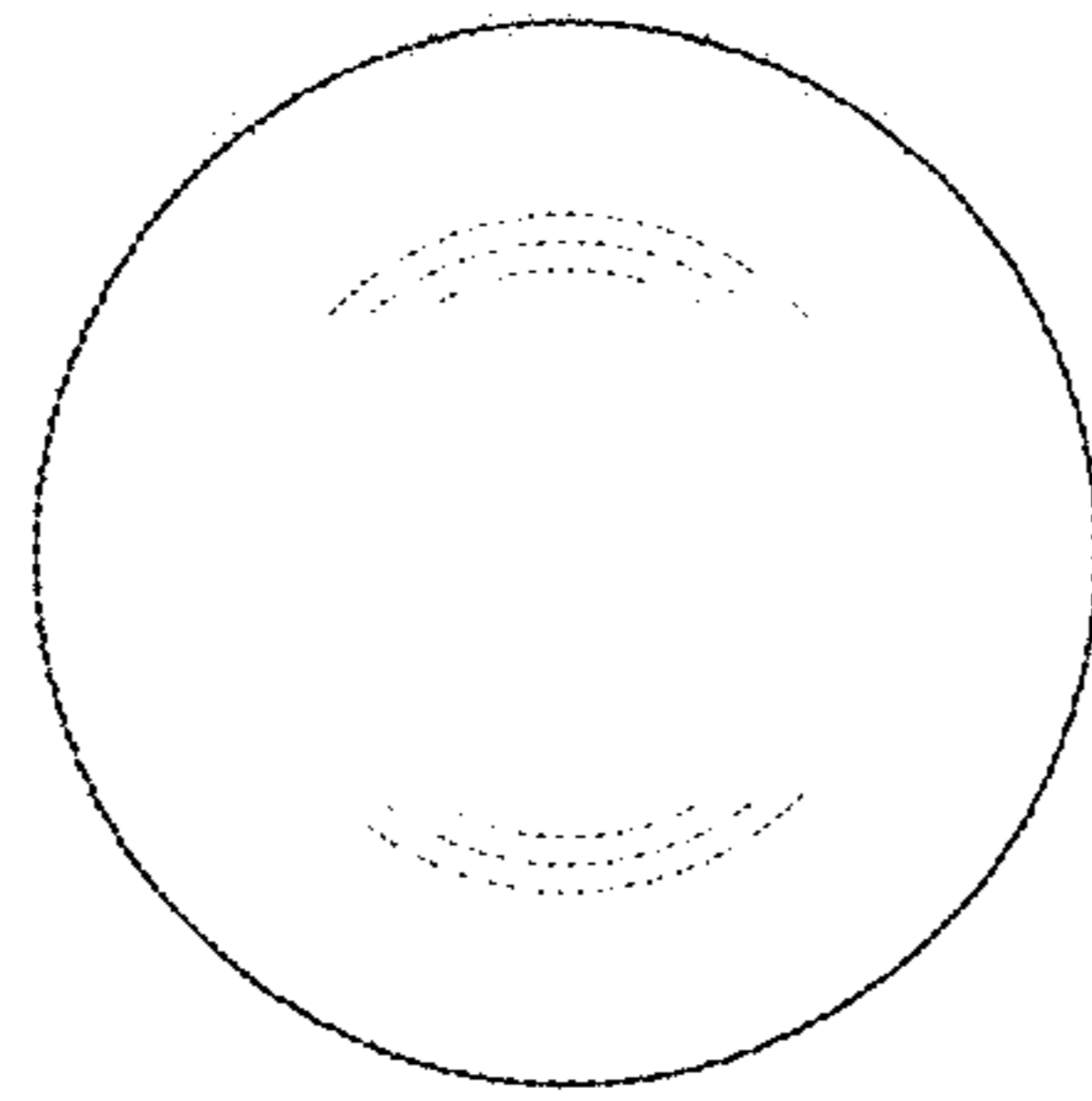


FIG. 7