



US00D969351S

(12) **United States Design Patent** (10) **Patent No.:** **US D969,351 S**  
**Smith et al.** (45) **Date of Patent:** **\*\* Nov. 8, 2022**

(54) **ACOUSTIC PANEL** 3,716,955 A \* 2/1973 Loupere ..... E04B 1/90  
52/783.17  
(71) Applicant: **Auralex Acoustics**, Indianapolis, IN D710,035 S \* 7/2014 Amend ..... D25/138  
(US) D736,416 S \* 8/2015 Palmeri ..... D25/138  
(72) Inventors: **Eric T. Smith**, Indianapolis, IN (US);  
**David J. Pedigo**, Noblesville, IN (US) \* cited by examiner  
(73) Assignee: **Auralex Acoustics**, Indianapolis, IN  
(US) *Primary Examiner* — Doris Clark  
(74) *Attorney, Agent, or Firm* — Heed Law Group;  
Thomas P. Heed

(\*\*) Term: **15 Years**

(21) Appl. No.: **29/778,401**

(22) Filed: **Apr. 13, 2021**

(51) **LOC (13) Cl.** ..... **25-01**

(52) **U.S. Cl.**  
USPC ..... **D25/138**

(58) **Field of Classification Search**  
USPC ..... D25/138, 116, 158; D14/213, 214  
CPC ..... E04B 1/62; E04B 1/8404; E04B 1/8414;  
E04B 1/88; E04B 1/8457; E04B 1/99;  
E04B 1/8409; E04B 1/90; E04B 1/82;  
E04B 1/84  
See application file for complete search history.

(56) **References Cited**

**U.S. PATENT DOCUMENTS**

3,621,934 A \* 11/1971 Thrasher ..... E04F 13/0867  
181/290  
3,667,175 A \* 6/1972 Bjorksten ..... E04B 1/168  
181/284


(57) **CLAIM**

We claim the ornamental design for an acoustic panel, as shown and described.

**DESCRIPTION**

FIG. 1 is a side perspective view of a design of the acoustic panel;  
FIG. 2 is a top plan view of the design of FIG. 1;  
FIG. 3 is a bottom plan view of the design of FIG. 1;  
FIG. 4 is a first side elevation view of the design of FIG. 1;  
FIG. 5 is a second side elevation view of the design of FIG. 1;  
FIG. 6 is a front elevation view of the design of FIG. 1; and,  
FIG. 7 is a rear elevation view of the design of FIG. 1.  
The features shown in broken lines depict environmental subject matter only and form no part of the claimed design.

**1 Claim, 5 Drawing Sheets**






Fig. 1




Fig. 2




Fig. 3




Fig. 4

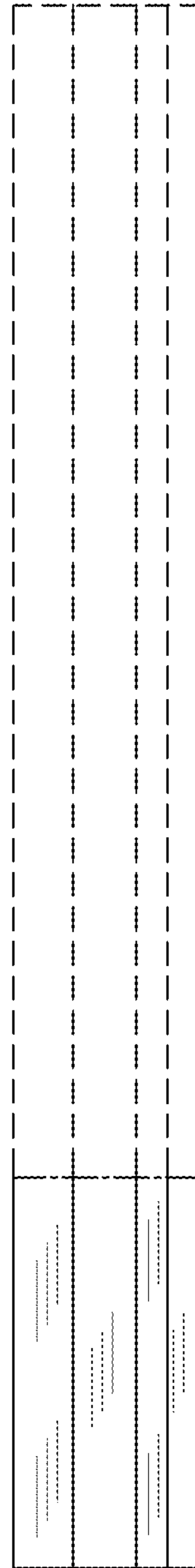


Fig. 5

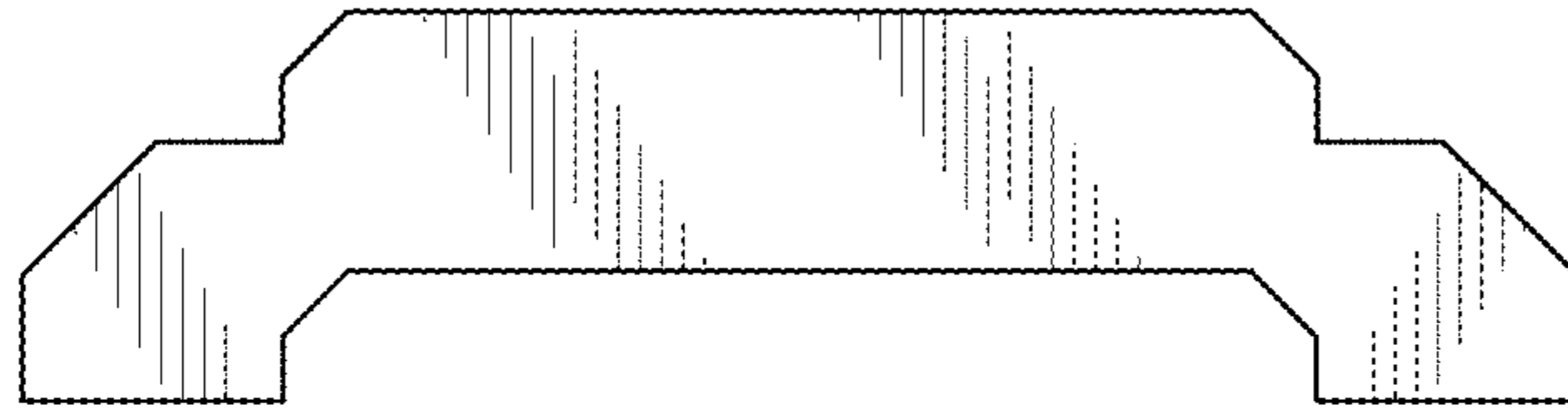


Fig. 6

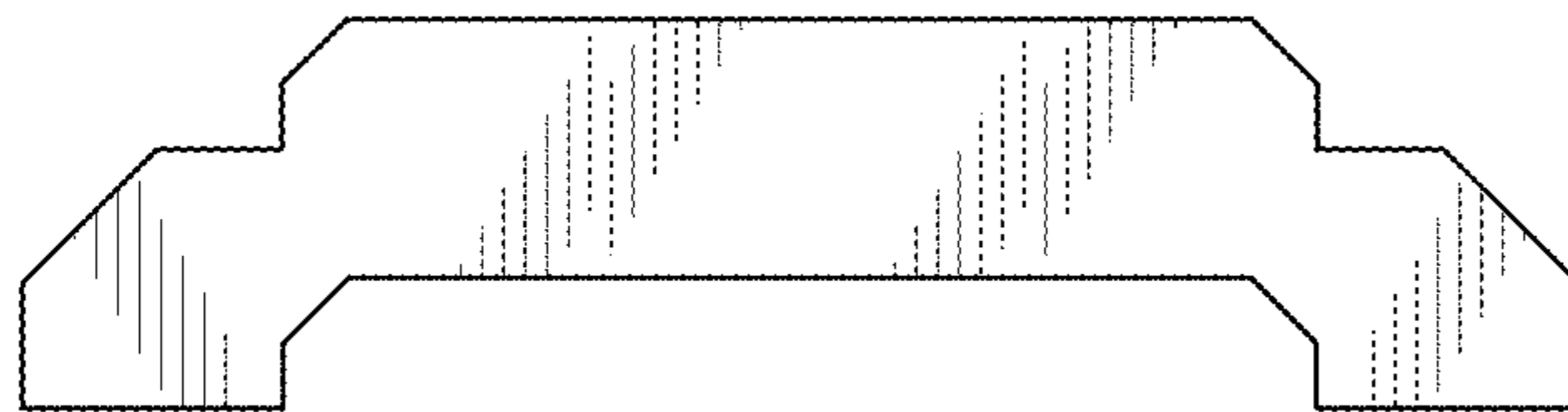


Fig. 7