



US00D969337S

(12) **United States Design Patent** (10) **Patent No.:** **US D969,337 S**
He (45) **Date of Patent:** **** Nov. 8, 2022**

- (54) **MASSAGER**
- (71) Applicant: **Dongguan QianMei Intelligent Technology Co., Ltd, Dongguan (CN)**
- (72) Inventor: **Sen He, Dongguan (CN)**
- (73) Assignee: **Dongguan QianMei Intelligent Technology Co., Ltd, Dongguan (CN)**
- (**) Term: **15 Years**
- (21) Appl. No.: **29/802,865**
- (22) Filed: **Aug. 9, 2021**
- (51) **LOC (13) Cl.** **28-03**
- (52) **U.S. Cl.**
USPC **D24/215**
- (58) **Field of Classification Search**
USPC D24/215, 200, 211, 212, 213, 214, 133,
D24/107, 231, 184, 141; D23/356, 366;
D11/162
CPC A61H 19/00; A61H 19/30; A61H 19/32;
A61H 19/34; A61H 19/40; A61H 19/44;
A61H 19/50; A61H 21/00; A61H 23/00;
A61H 7/00; A61H 7/003; A61H 7/004;
A61H 9/00; A61H 2205/087
See application file for complete search history.

- D930,180 S * 9/2021 Wang D24/215
- D939,726 S * 12/2021 Liu D24/215
- D952,891 S * 5/2022 Cai D24/215

OTHER PUBLICATIONS

Goddess Rose—Sleep-&-Slay-Boutique-By-Kimya-. Date: Jun. 30, 2021. [online], [Site visited Jun. 23, 2022], Available from Internet URL: <https://sleepnslay.com/products/goddess-rose> (Year: 2021).*

Nuoyang—Butterfly Double Motor G-Point Vibrator. Date: Jul. 30, 2019. [online], [Site visited Jun. 23, 2022], Available from Internet URL: <https://www.amazon.co.uk/dp/B07VSNJT2T/> (Year: 2019).*

Massagers. (Design—© Questel) orbit.com. [Online PDF compilation of references selected by examiner] 65 pgs. Print Dates Range Jul. 17, 2020-Dec. 14, 2021 [Retrieved Jun. 28, 2022] <https://www.orbit.com/export/UCZAH96B/pdf4/07679a93-6201-433b-a689-c3be9cac6283-212757.pdf> (Year: 2022).*

* cited by examiner

Primary Examiner — Susan Bennett Hattan
Assistant Examiner — Landon Thomas Cassell
 (74) *Attorney, Agent, or Firm* — Jeenam Park

(57) **CLAIM**

The ornamental design for a massager, as shown and described.

DESCRIPTION

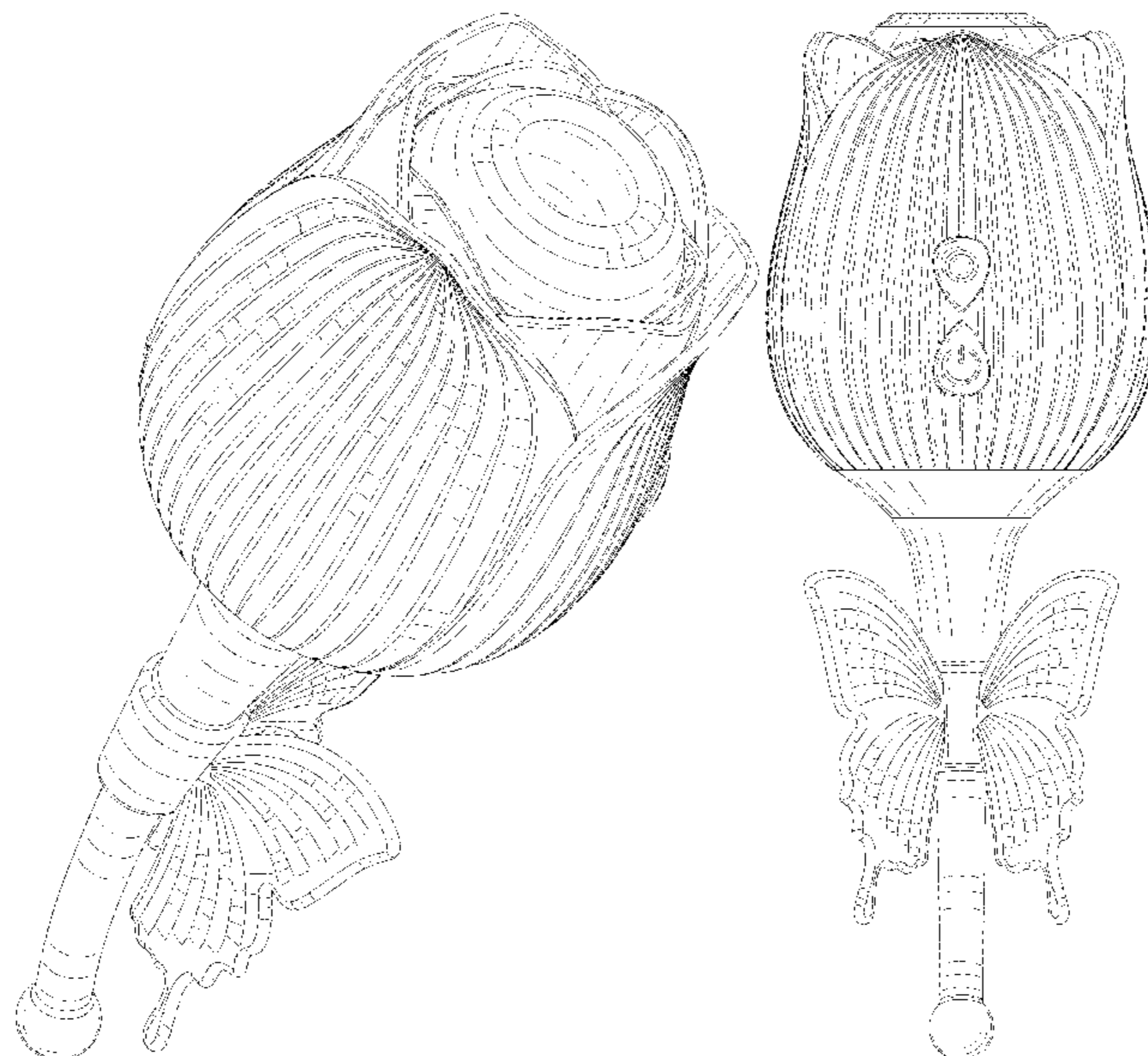
FIG. 1 is a perspective view of a massager showing my new design;
 FIG. 2 is another perspective view thereof;
 FIG. 3 is a front view thereof;
 FIG. 4 is a rear view thereof;
 FIG. 5 is a left side view thereof;
 FIG. 6 is a right side view thereof;
 FIG. 7 is a top plan view thereof; and,
 FIG. 8 is a bottom plan view thereof.
 The dashed or broken lines shown in the drawings depict portions of the massager in which the design is embodied that form no part of the claimed design.

(56) **References Cited**

U.S. PATENT DOCUMENTS

- D192,241 S * 2/1962 Vogel D11/162
- D380,821 S * 7/1997 Chen D9/663
- D582,563 S 12/2008 Ferber et al.
- D675,308 S * 1/2013 Freeborn D23/366
- D818,102 S * 5/2018 Li D23/366
- D837,959 S * 1/2019 Nie D23/356
- D908,904 S * 1/2021 Liu D24/215
- D911,544 S * 2/2021 Zhou D24/215
- 11,007,110 B1 * 5/2021 Zhou A61H 23/0263
- D925,056 S * 7/2021 Li D24/215

1 Claim, 8 Drawing Sheets



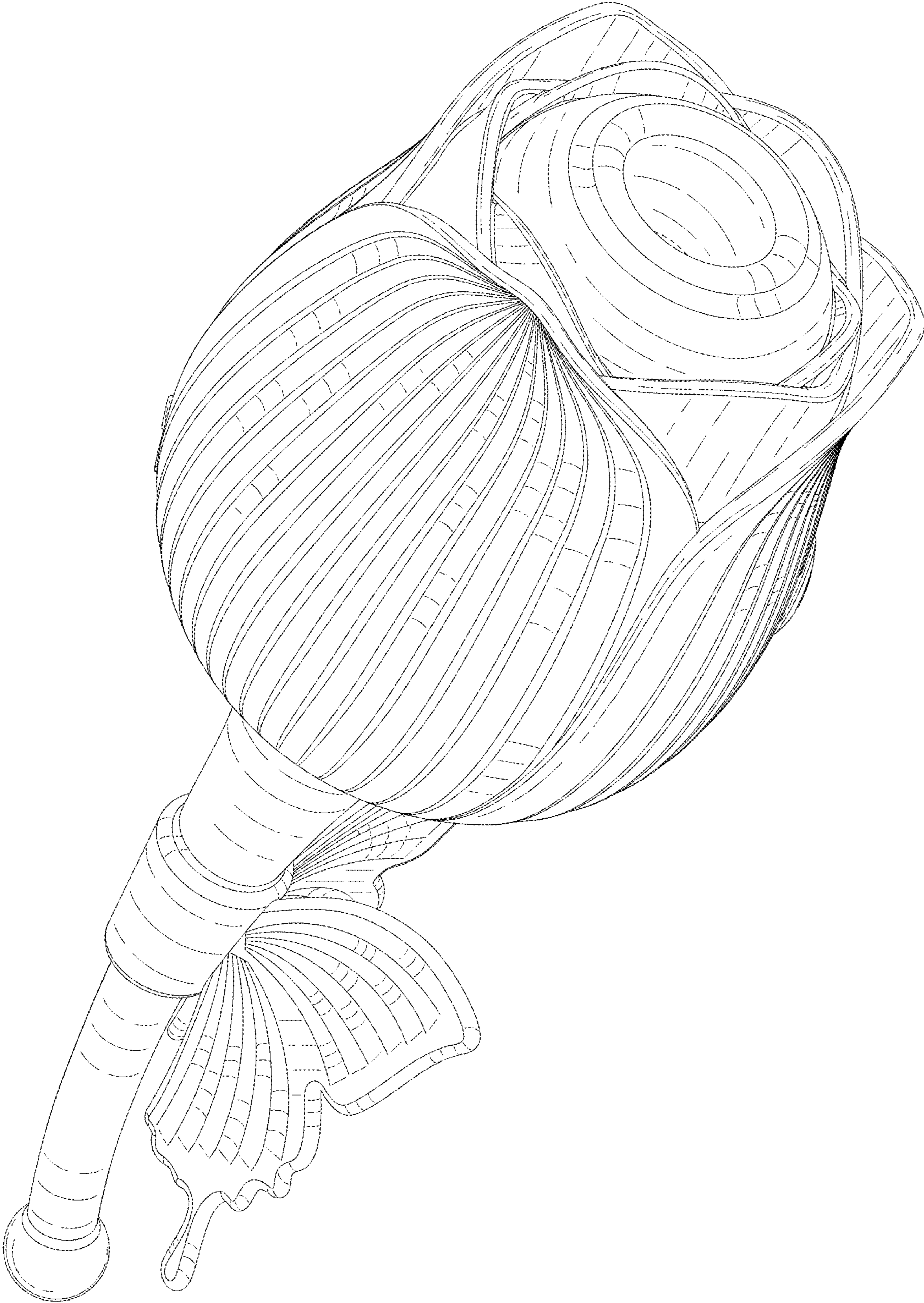


FIG. 1

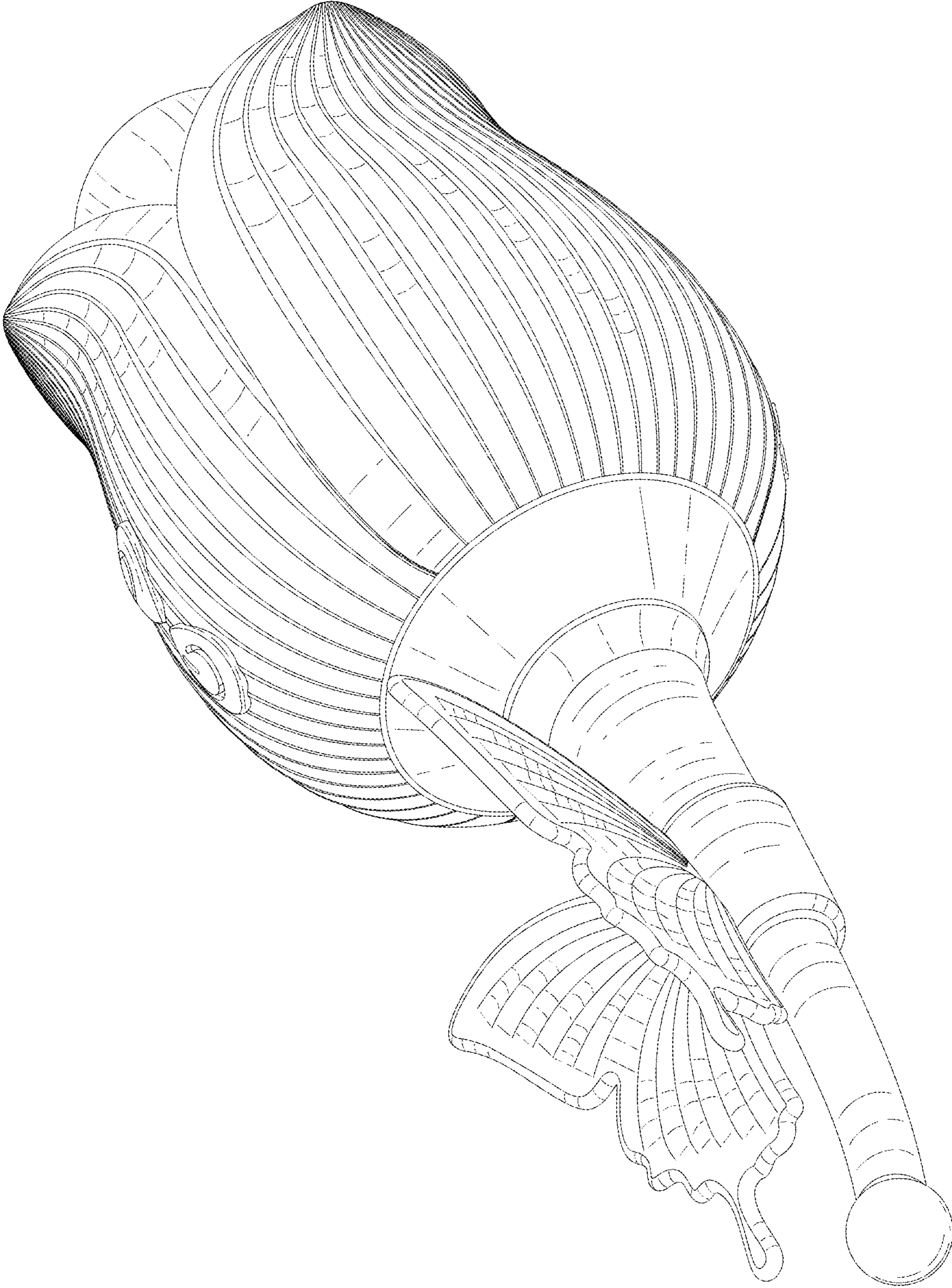


FIG. 2

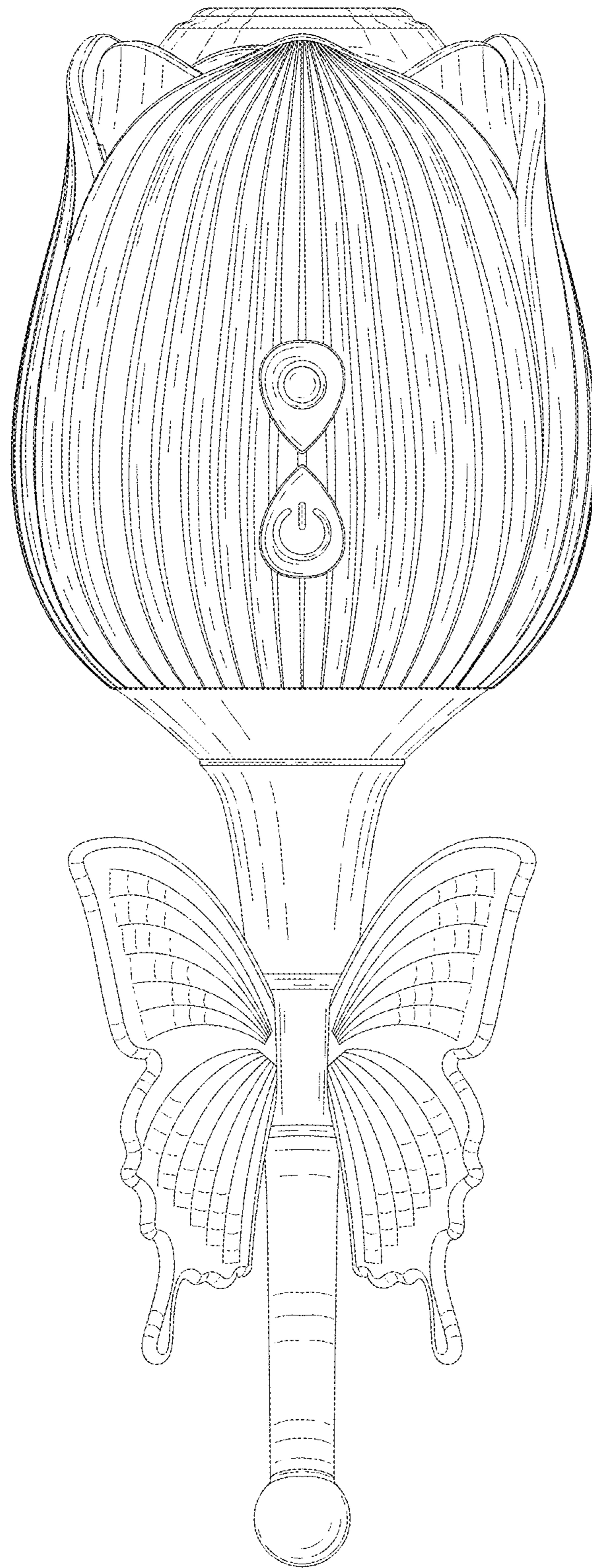


FIG. 3

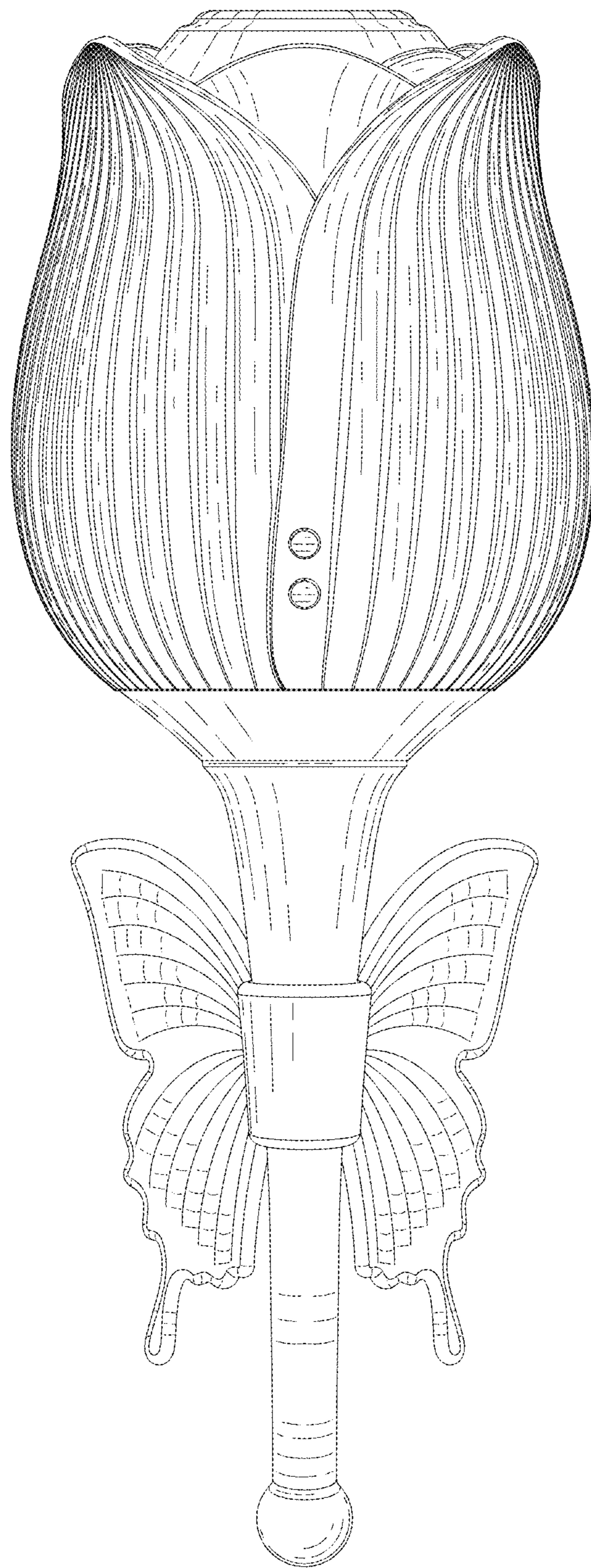


FIG. 4

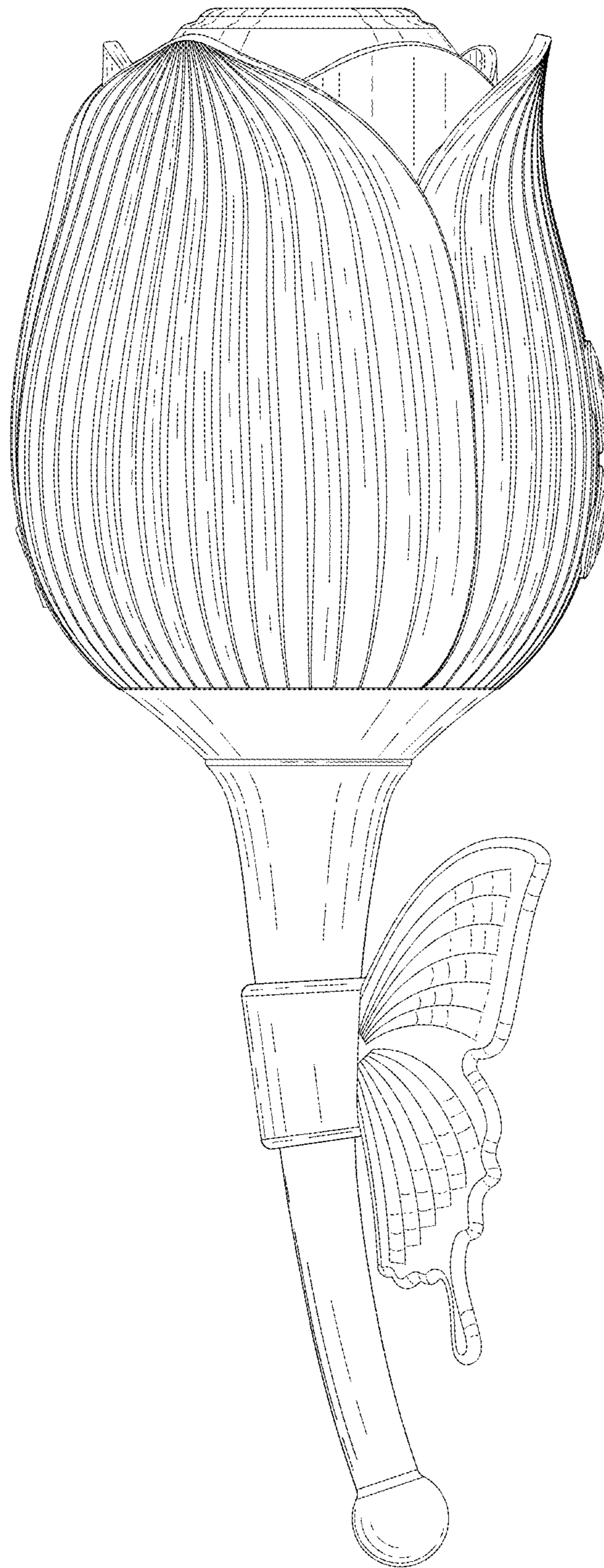


FIG. 5

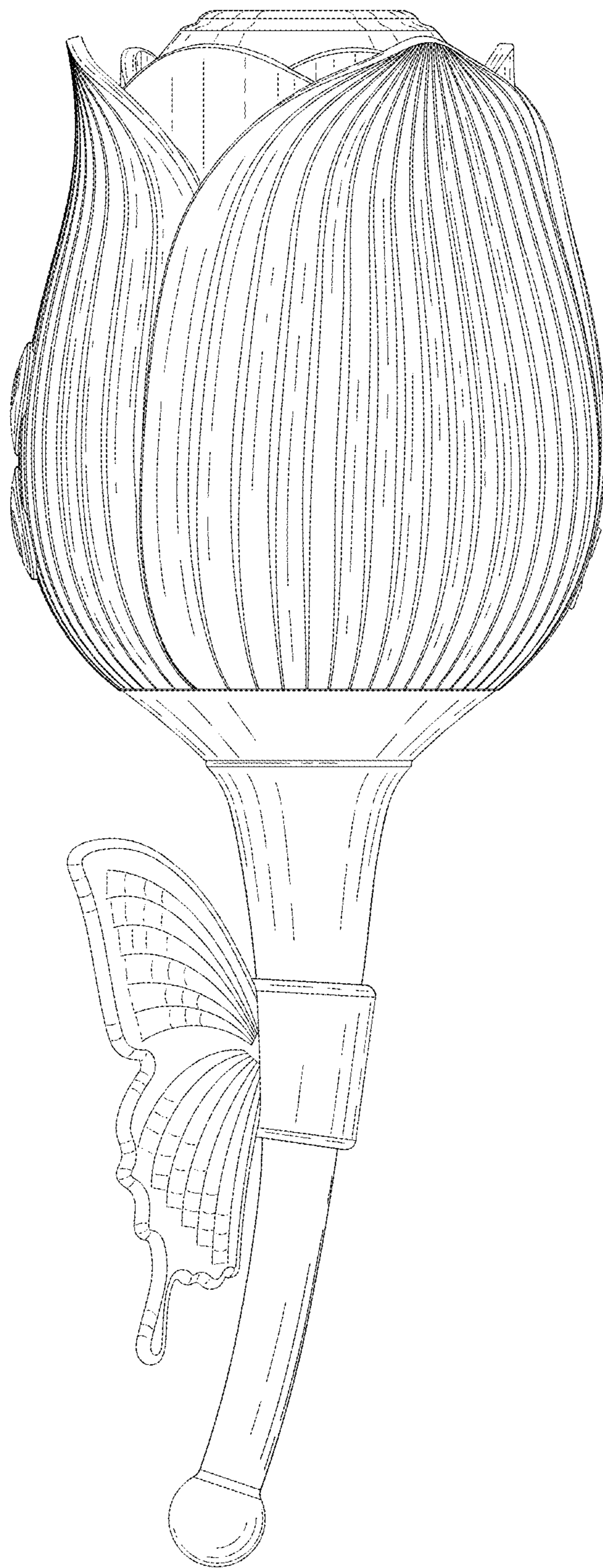


FIG. 6

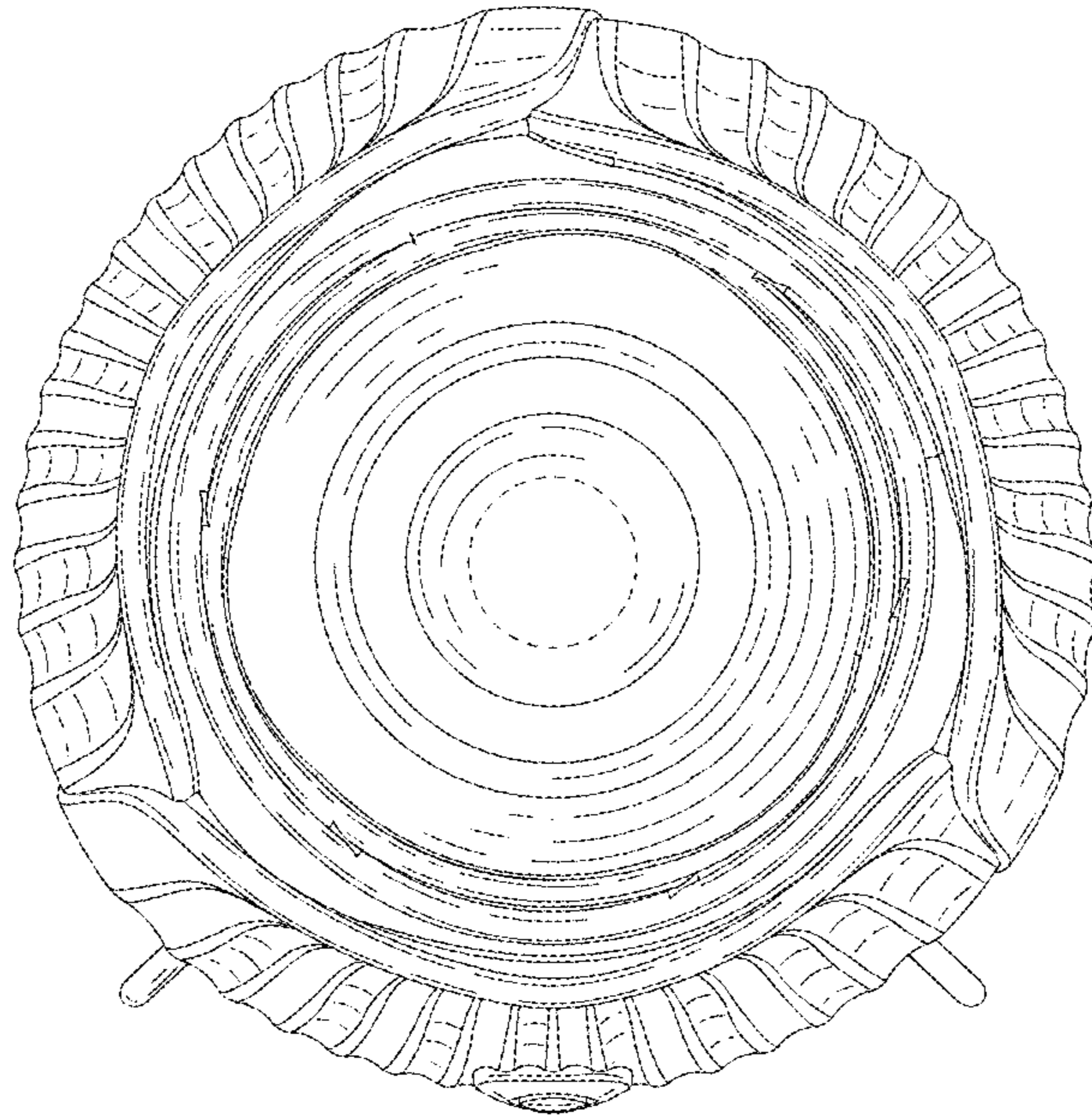


FIG. 7

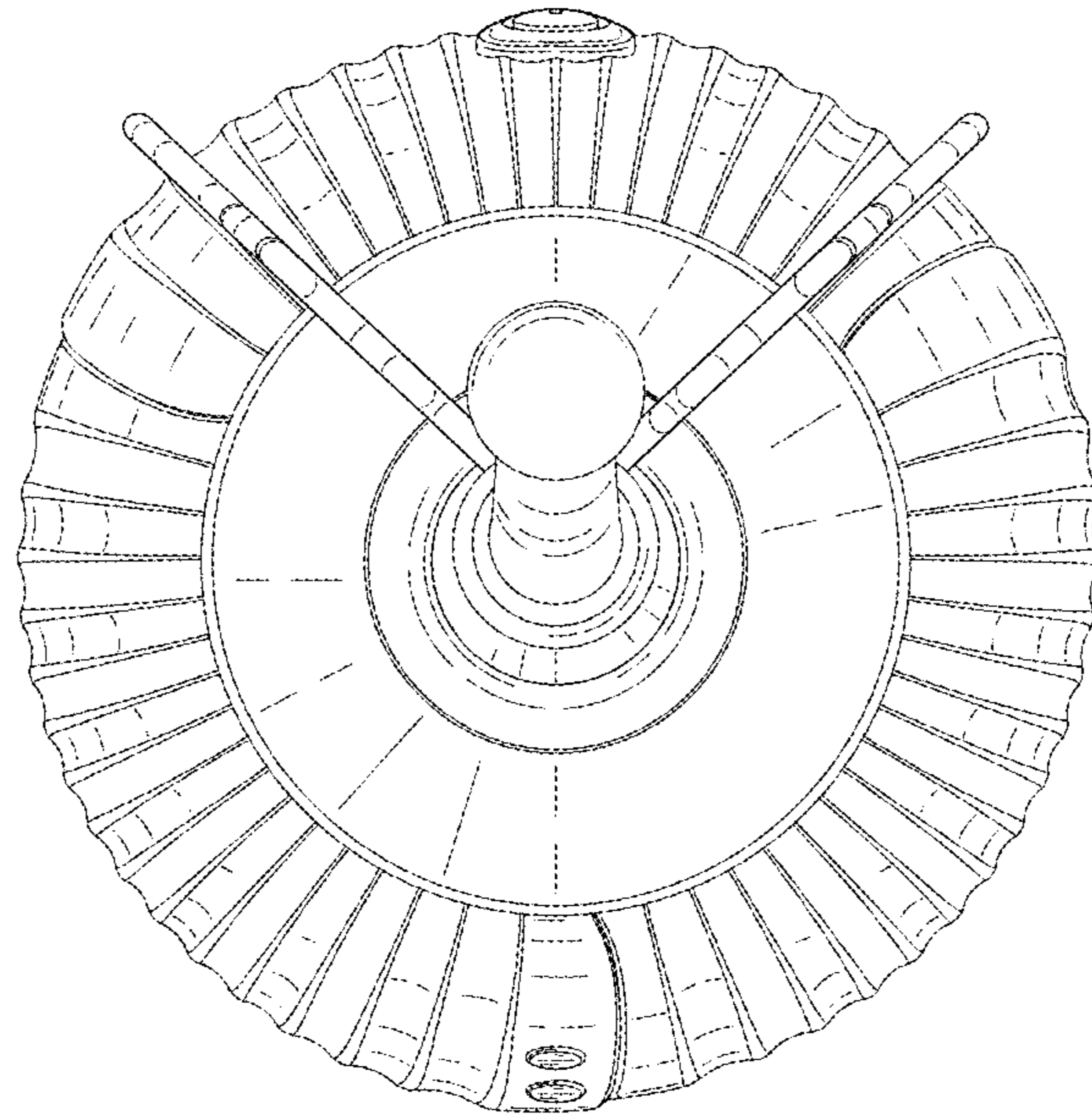


FIG. 8