



US00D969283S

(12) **United States Design Patent** (10) **Patent No.:** **US D969,283 S**  
**Ye** (45) **Date of Patent:** **\*\* Nov. 8, 2022**

(54) **TABLETOP AIR COOLER**  
(71) Applicant: **Ningbo Grandlink Import and Export Co., Ltd., Zhejiang (CN)**  
(72) Inventor: **Xiaoxiong Ye, Ningbo (CN)**  
(73) Assignee: **NINGBO GRANDLINK ELECTRONIC TECHNOLOGY CO., LTD., Ningbo (CN)**

(\*\*) Term: **15 Years**

(21) Appl. No.: **29/744,607**

(22) Filed: **Jul. 30, 2020**

(51) **LOC (13) Cl.** ..... **23-04**

(52) **U.S. Cl.**  
USPC ..... **D23/333; D3/381**

(58) **Field of Classification Search**  
USPC ..... D23/332–333, 335–337, 351, 355–356, D23/370, 378–383, 385  
CPC ..... F04D 29/388; F04D 29/34; F04D 25/08  
See application file for complete search history.

(56) **References Cited**

**U.S. PATENT DOCUMENTS**

D185,748 S *	7/1959	Goettl et al. ....	D23/333
D291,350 S *	8/1987	Sherman .....	D23/335
D354,803 S *	1/1995	Huang .....	D23/335
D536,429 S *	2/2007	Bushee .....	D23/333
D733,273 S *	6/2015	Jeon .....	D23/333
D791,290 S *	7/2017	Shapiro .....	D23/335
D827,115 S *	8/2018	Petersen .....	D23/333

D848,593 S *	5/2019	Exley .....	D23/351
D849,220 S *	5/2019	Fang .....	D23/351
D850,593 S *	6/2019	Petersen .....	D23/333
D852,340 S *	6/2019	Barlettano .....	F24F 1/02 D23/333
D896,936 S *	9/2020	Ou .....	D23/333
D903,073 S *	11/2020	Li .....	D23/333
RE48,619 E *	7/2021	Barlettano .....	F24F 1/02 D23/333
D924,382 S *	7/2021	He .....	D23/333
D933,180 S *	10/2021	Chen .....	D23/333

\* cited by examiner

*Primary Examiner* — Sharon S Oum

(74) *Attorney, Agent, or Firm* — Dragon Sun Law Firm, PC; Jinggao Li, Esq.; Nathaniel Perkins

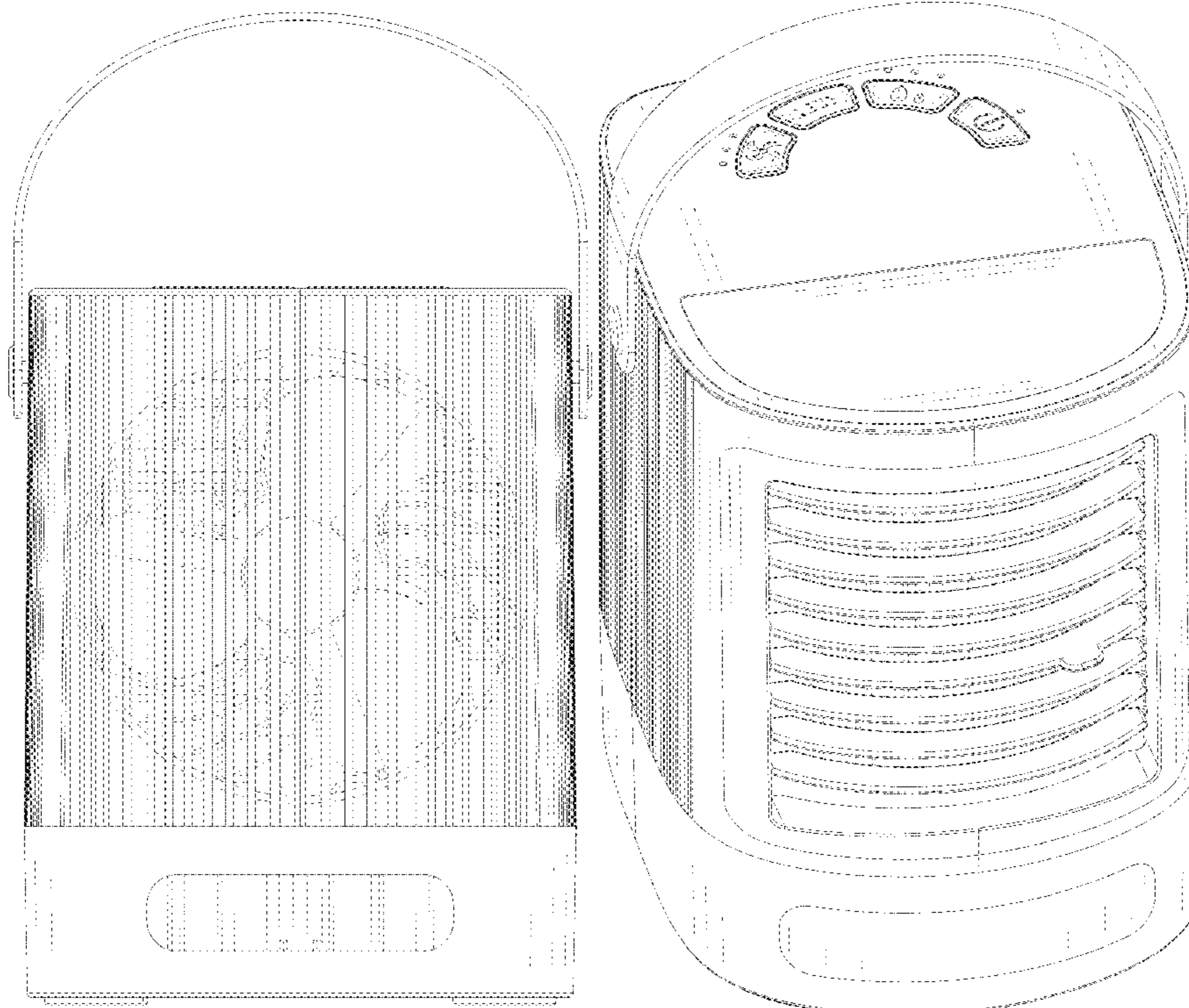
(57) **CLAIM**

The ornamental design for a tabletop air cooler, as shown and described.

**DESCRIPTION**

FIG. 1 is a front view of a tabletop air cooler showing the new design;  
FIG. 2 is a rear view of the tabletop air cooler;  
FIG. 3 is a left side view of the tabletop air cooler;  
FIG. 4 is a right side view of the tabletop air cooler;  
FIG. 5 is a plan view of the tabletop air cooler;  
FIG. 6 is a bottom view of the tabletop air cooler; and,  
FIG. 7 is a perspective view of the tabletop air cooler.  
The broken lines shown on the drawings depict portions of the tabletop air cooler that form no part of the claimed design.

**1 Claim, 7 Drawing Sheets**



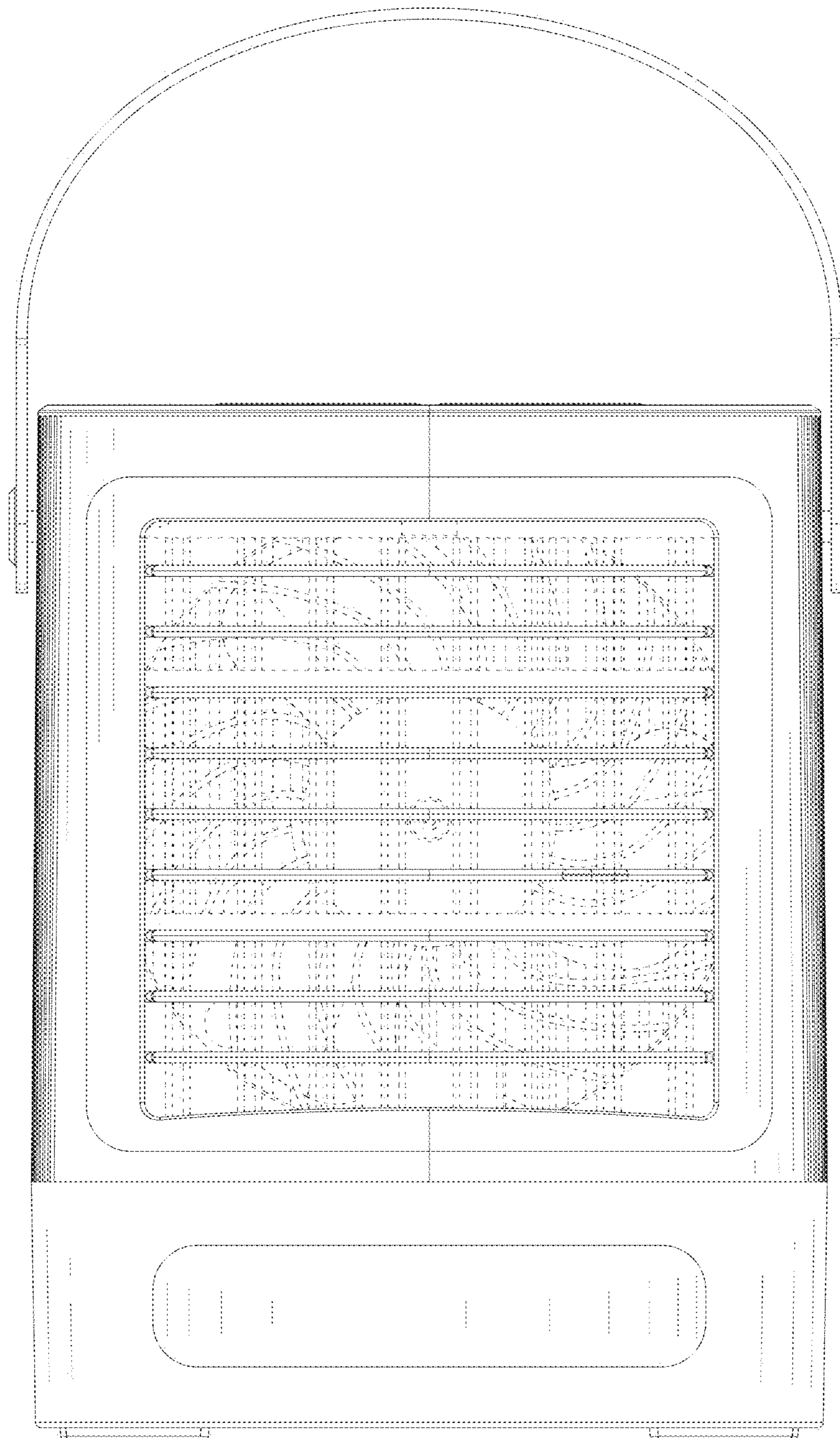


FIG. 1




FIG. 2

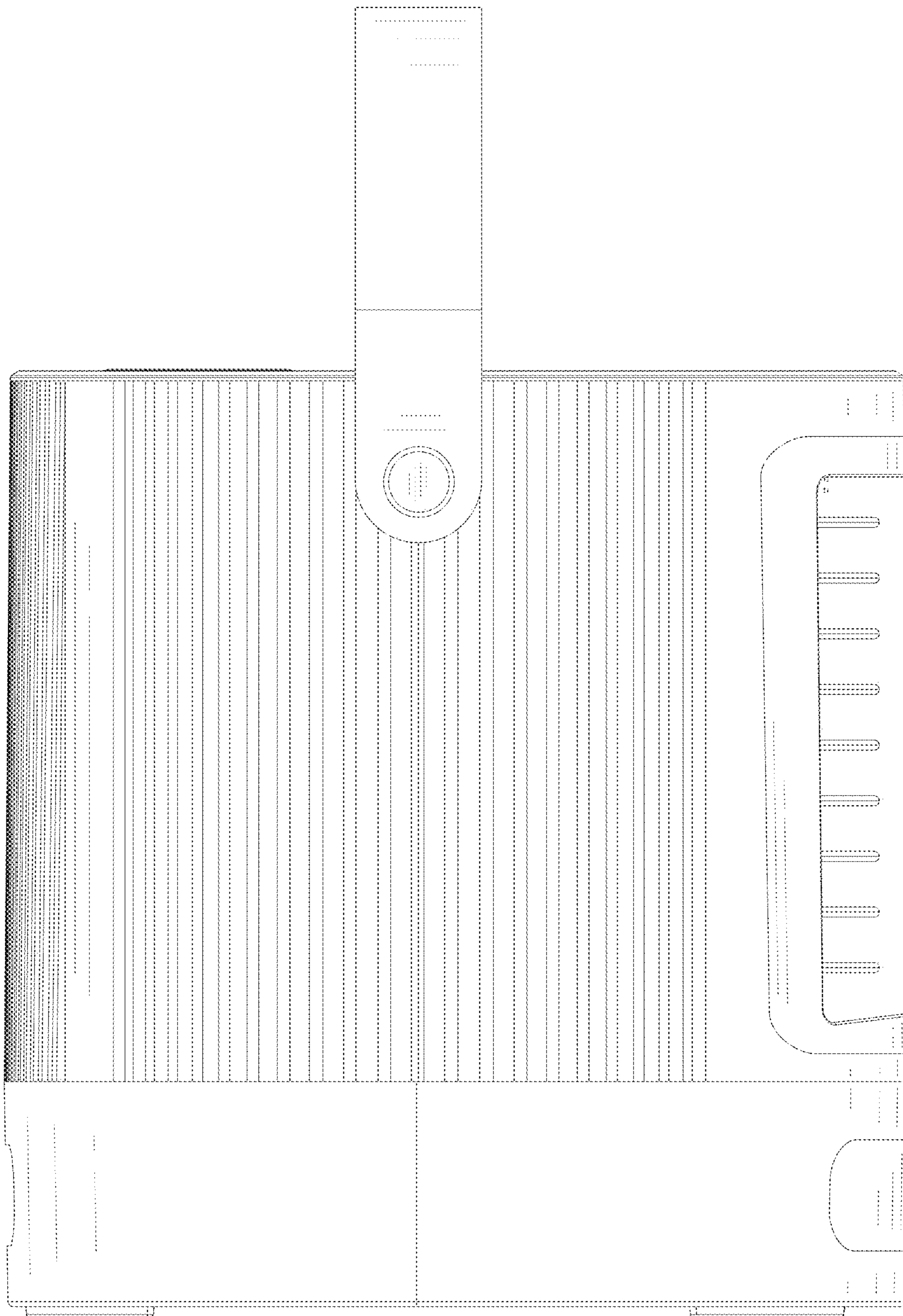


FIG. 3

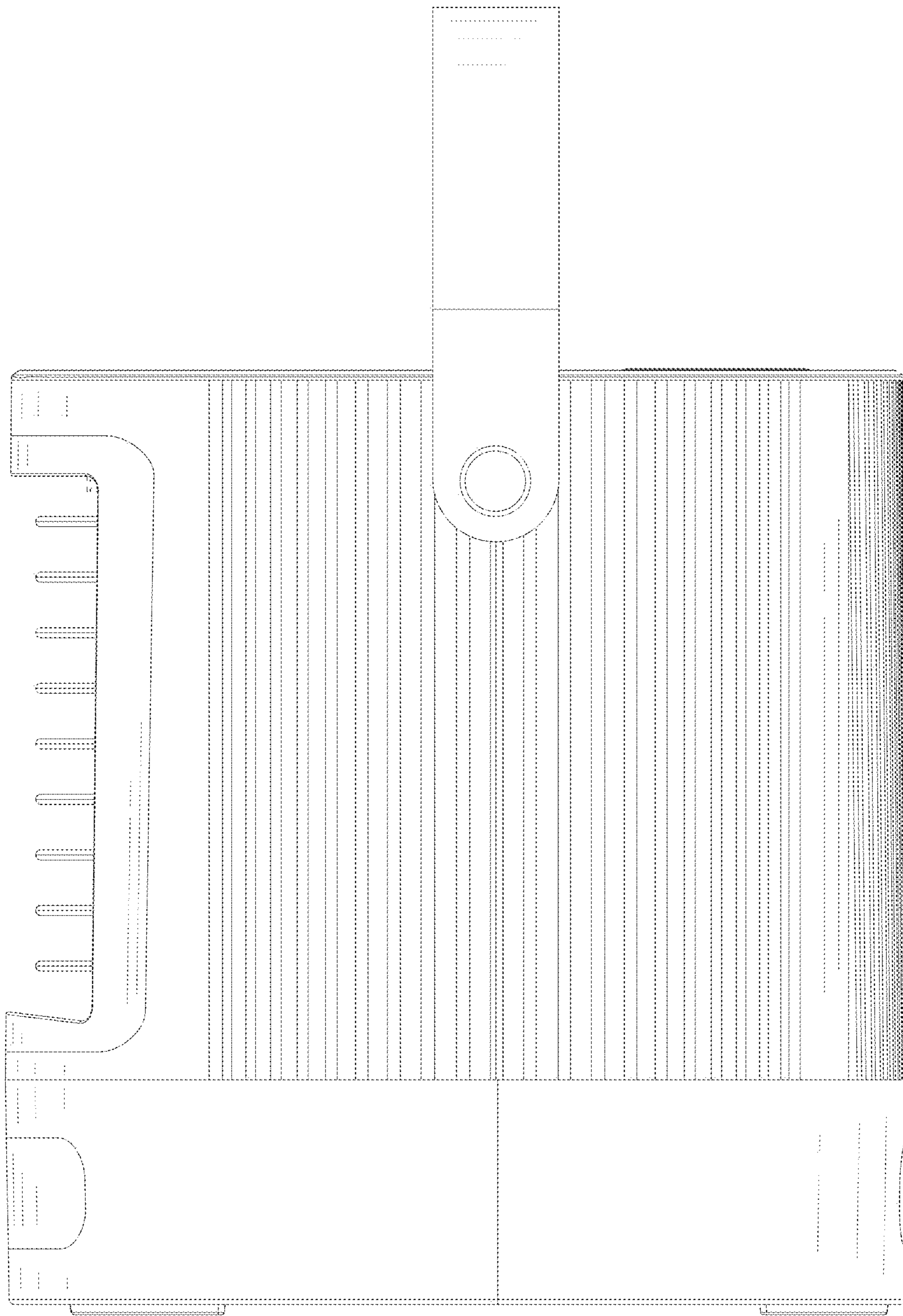


FIG. 4

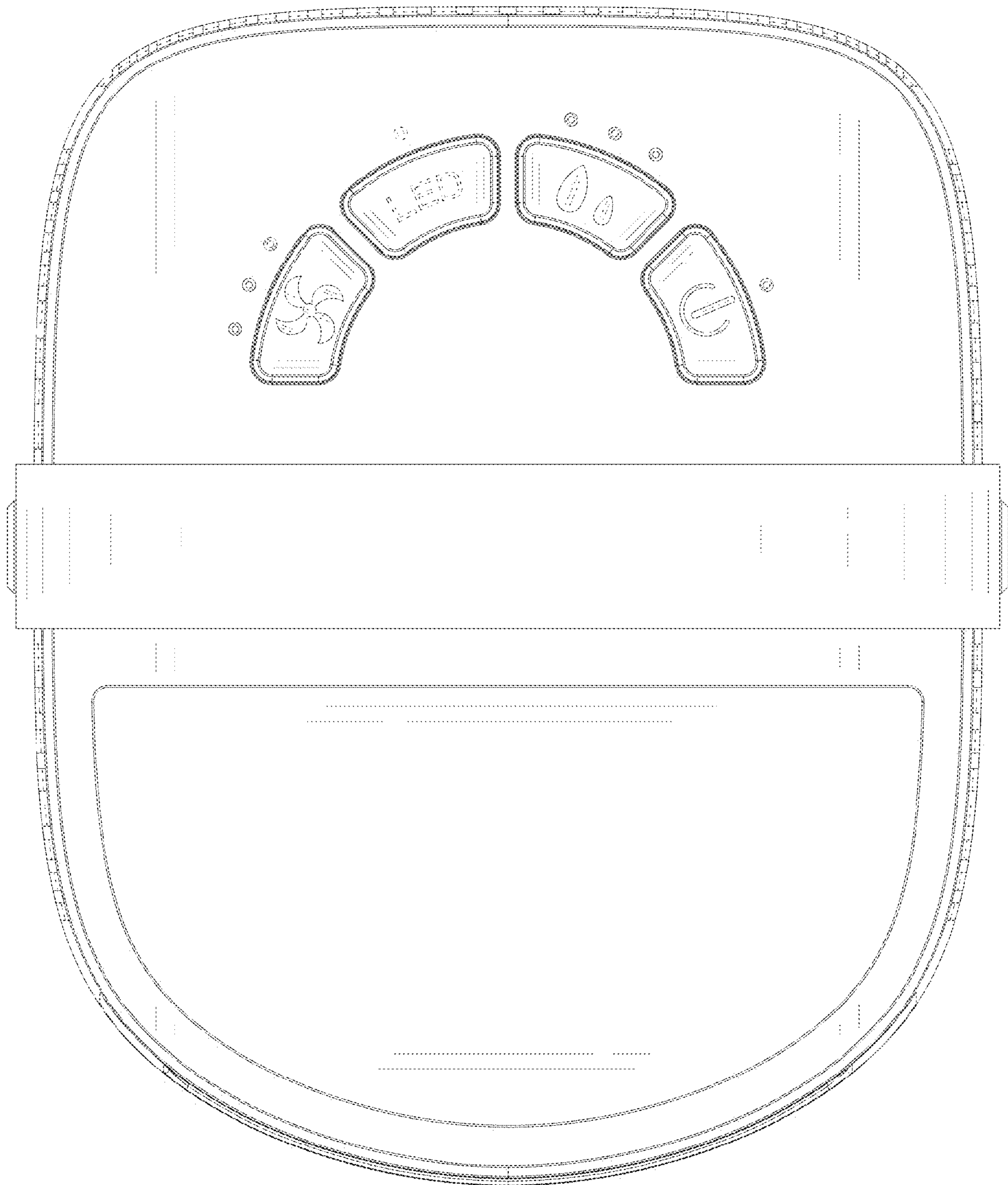


FIG. 5

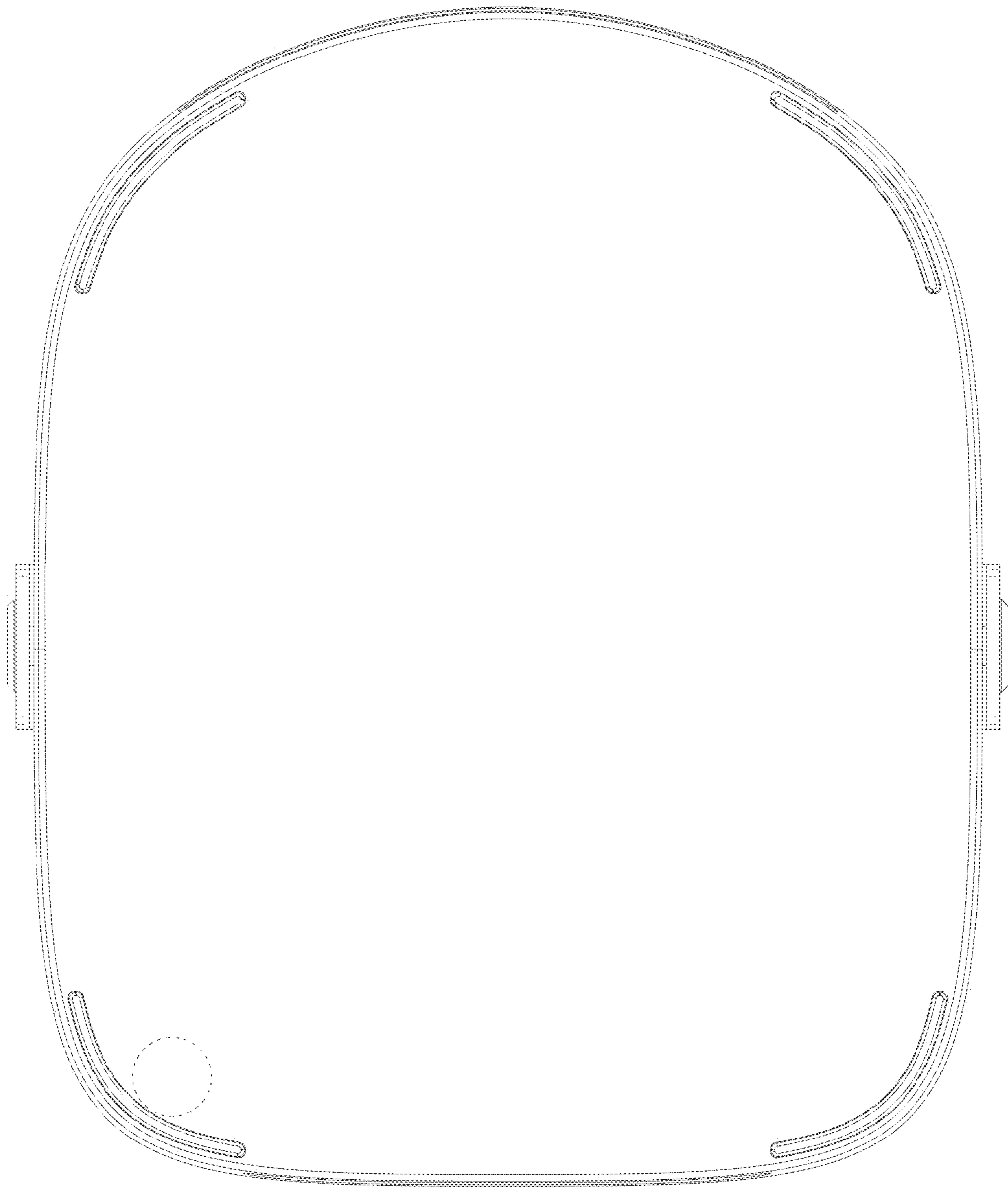


FIG. 6

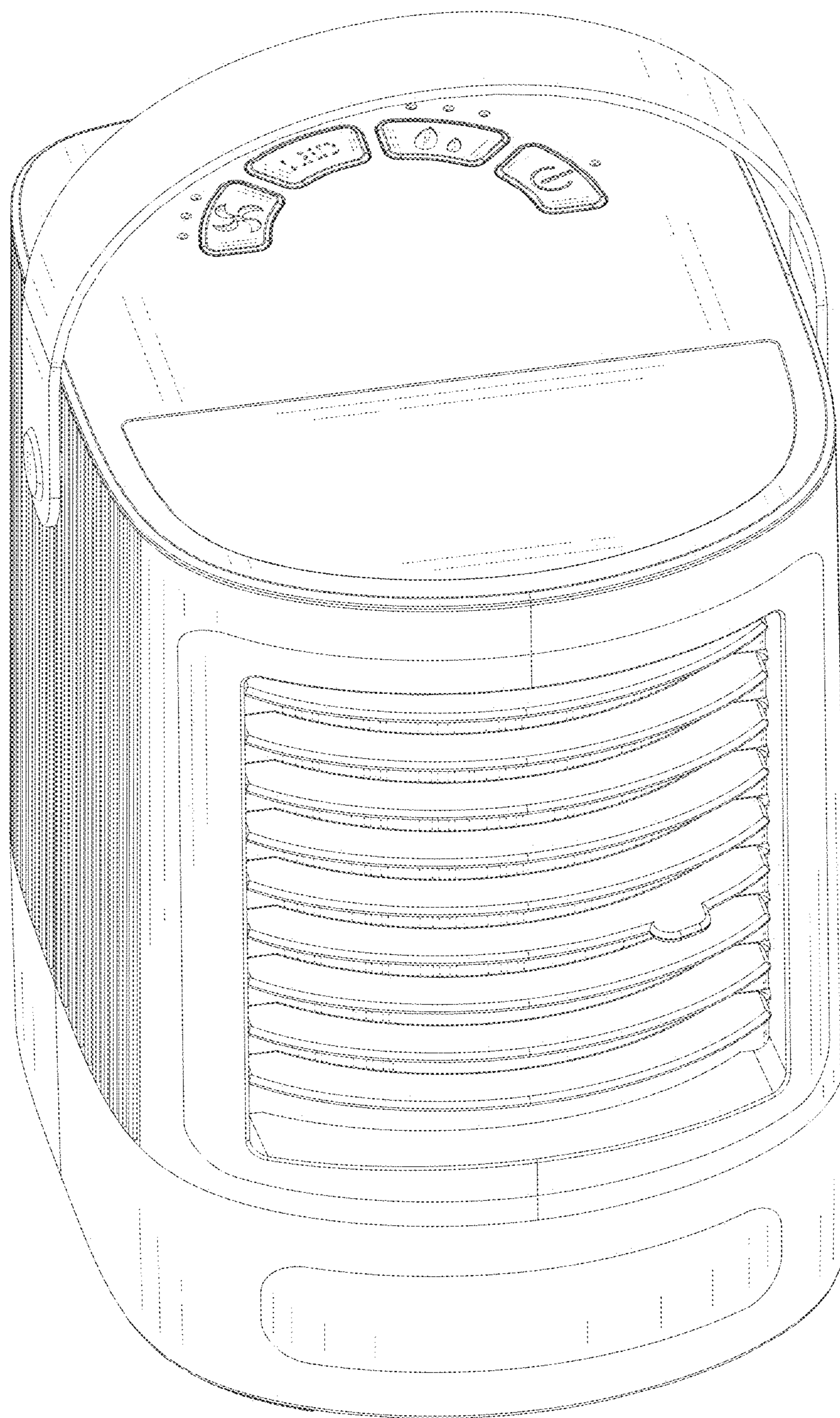


FIG. 7