



US00D969261S

(12) **United States Design Patent**
Guo

(10) **Patent No.:** **US D969,261 S**

(45) **Date of Patent:** **** Nov. 8, 2022**

(54) **TELESCOPE**

(71) Applicant: **Xinjian Guo**, Zhangjiajie (CN)

(72) Inventor: **Xinjian Guo**, Zhangjiajie (CN)

(**) Term: **15 Years**

(21) Appl. No.: **29/766,682**

(22) Filed: **Jan. 18, 2021**

(51) **LOC (13) Cl.** **22-01**

(52) **U.S. Cl.**
USPC **D22/109**; D16/132

(58) **Field of Classification Search**
USPC D16/130, 131, 132, 133, 135, 136, 200,
D16/202, 203, 219, 230; D22/108–110
CPC F41G 1/14; F41G 1/38; F41G 1/40
See application file for complete search history.

(56) **References Cited**

U.S. PATENT DOCUMENTS

| | | | | |
|-----------------|---------|----------|-------|----------------------|
| D308,981 S * | 7/1990 | Moore | | D16/132 |
| D347,018 S * | 5/1994 | Jehn | | D16/132 |
| D421,286 S * | 2/2000 | Tucker | | D16/132 |
| 6,508,026 B1 * | 1/2003 | Uppiano | | G02B 23/16 42/122 |
| D525,997 S * | 8/2006 | Hoshi | | D16/132 |
| D831,777 S * | 10/2018 | Davidson | | D22/109 |
| D910,102 S * | 2/2021 | Hamilton | | D16/132 |
| 11,067,364 B1 * | 7/2021 | Thomas | | G02B 25/001 |

| | | | | |
|-------------------|---------|-----------|-------|-------------|
| 11,105,586 B2 * | 8/2021 | Tayon | | F41G 11/003 |
| 2020/0056859 A1 * | 2/2020 | Walker | | G02B 23/16 |
| 2020/0326155 A1 * | 10/2020 | Hamilton | | G02B 23/16 |
| 2021/0215926 A1 * | 7/2021 | McDermot | | G02B 23/16 |
| 2021/0311296 A1 * | 10/2021 | McCoy, II | | G02B 23/16 |

* cited by examiner

Primary Examiner — Richard Kearney

Assistant Examiner — Benjamin M Weeks

(74) *Attorney, Agent, or Firm* — Rumit Ranjit Kanakia

(57) **CLAIM**

I claim the ornamental design for a telescope, as shown and described.

DESCRIPTION

FIG. 1 is a Perspective view of a telescope showing my new design;

FIG. 2 is a Front view thereof;

FIG. 3 is a Back view thereof;

FIG. 4 is a Right-side view thereof;

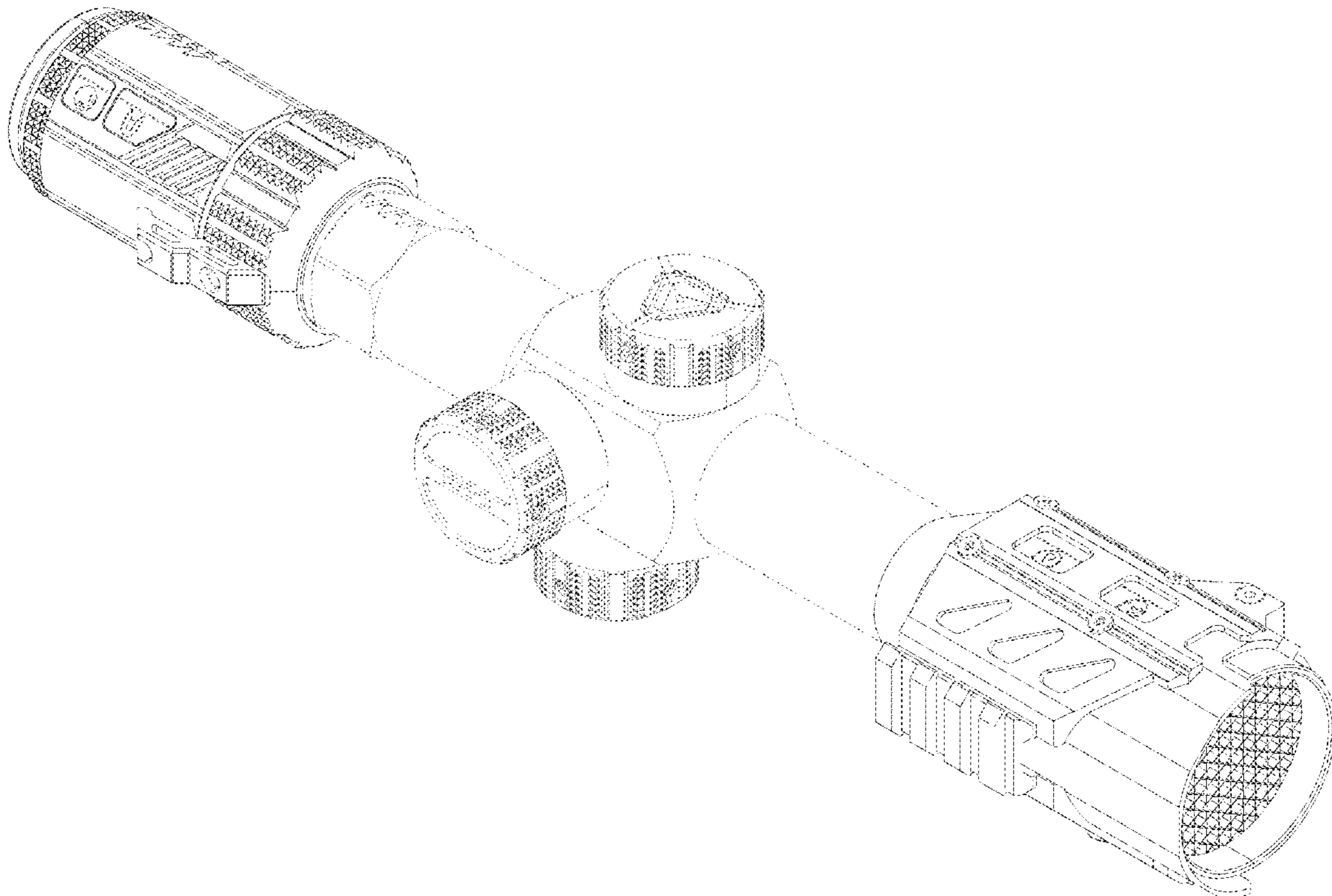
FIG. 5 is a Left-side view thereof;

FIG. 6 is a Top view thereof; and,

FIG. 7 is a Bottom view thereof.

The broken lines in the drawings depict portions of the telescope that form no part of the claimed design.

1 Claim, 7 Drawing Sheets



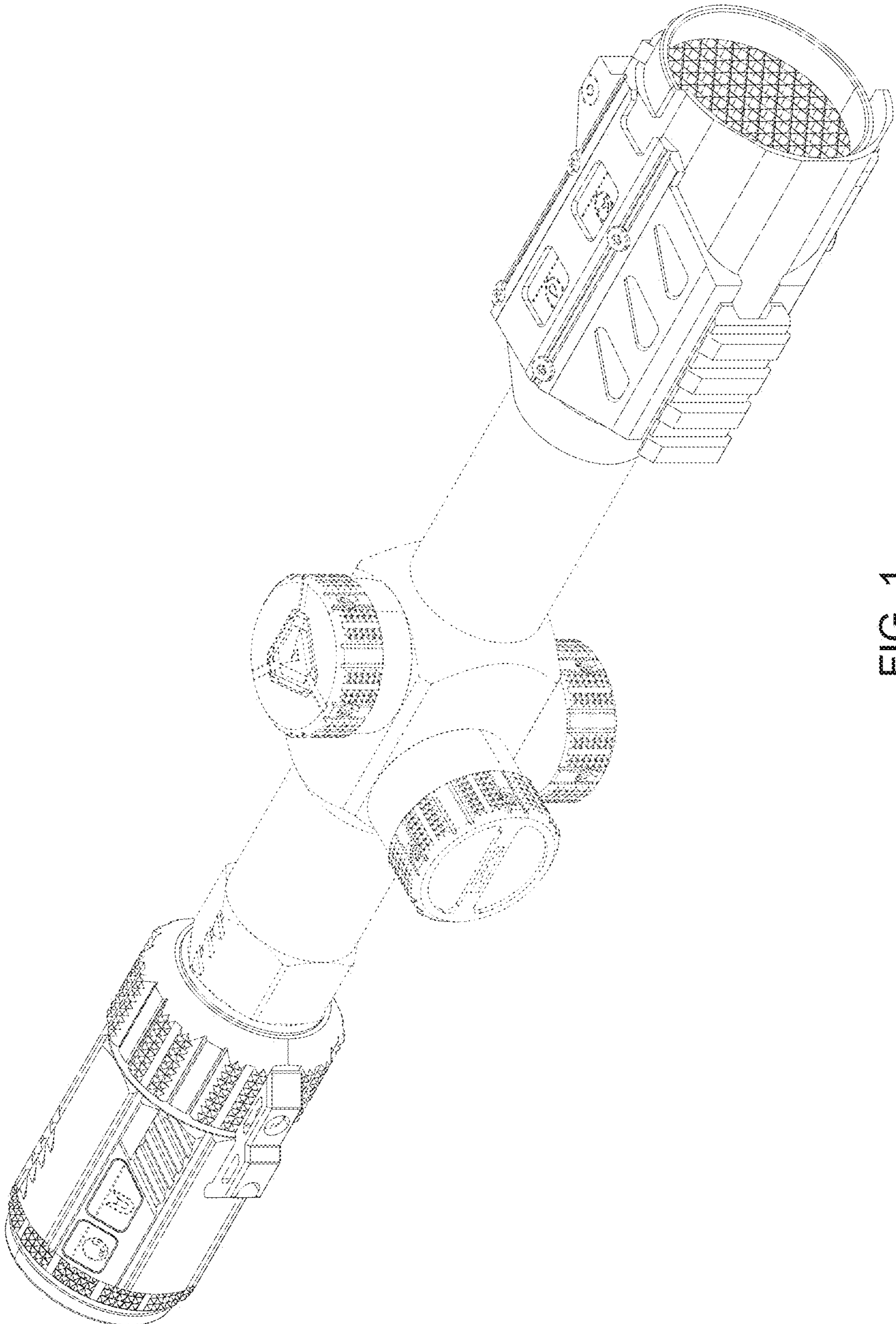


FIG. 1

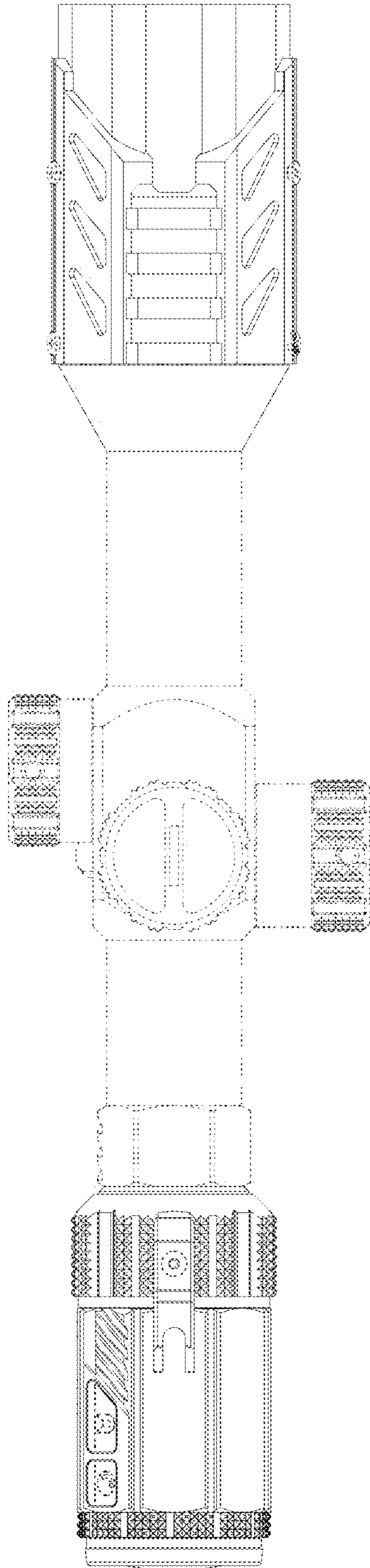


FIG. 2

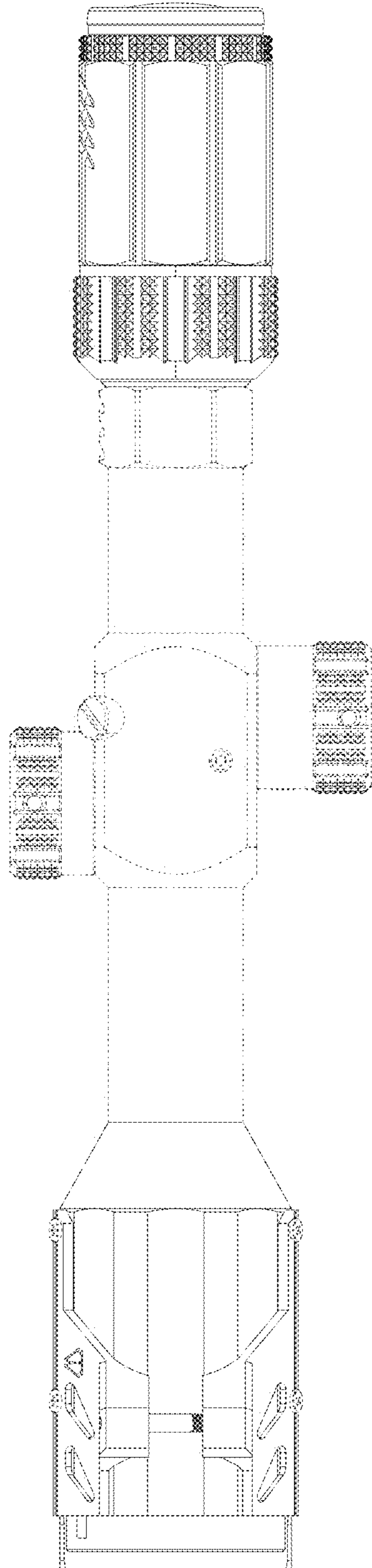


FIG. 3

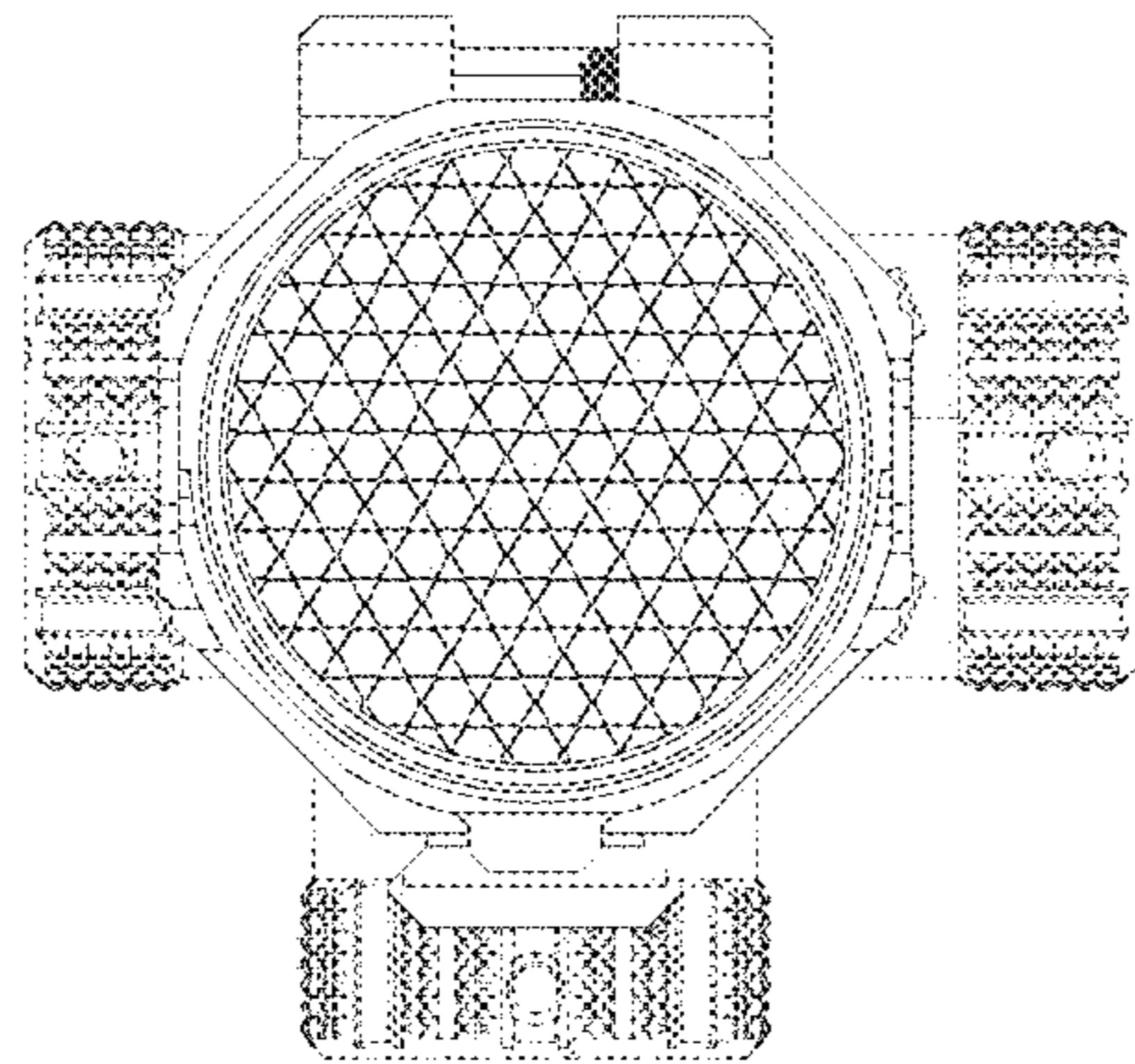


FIG. 4

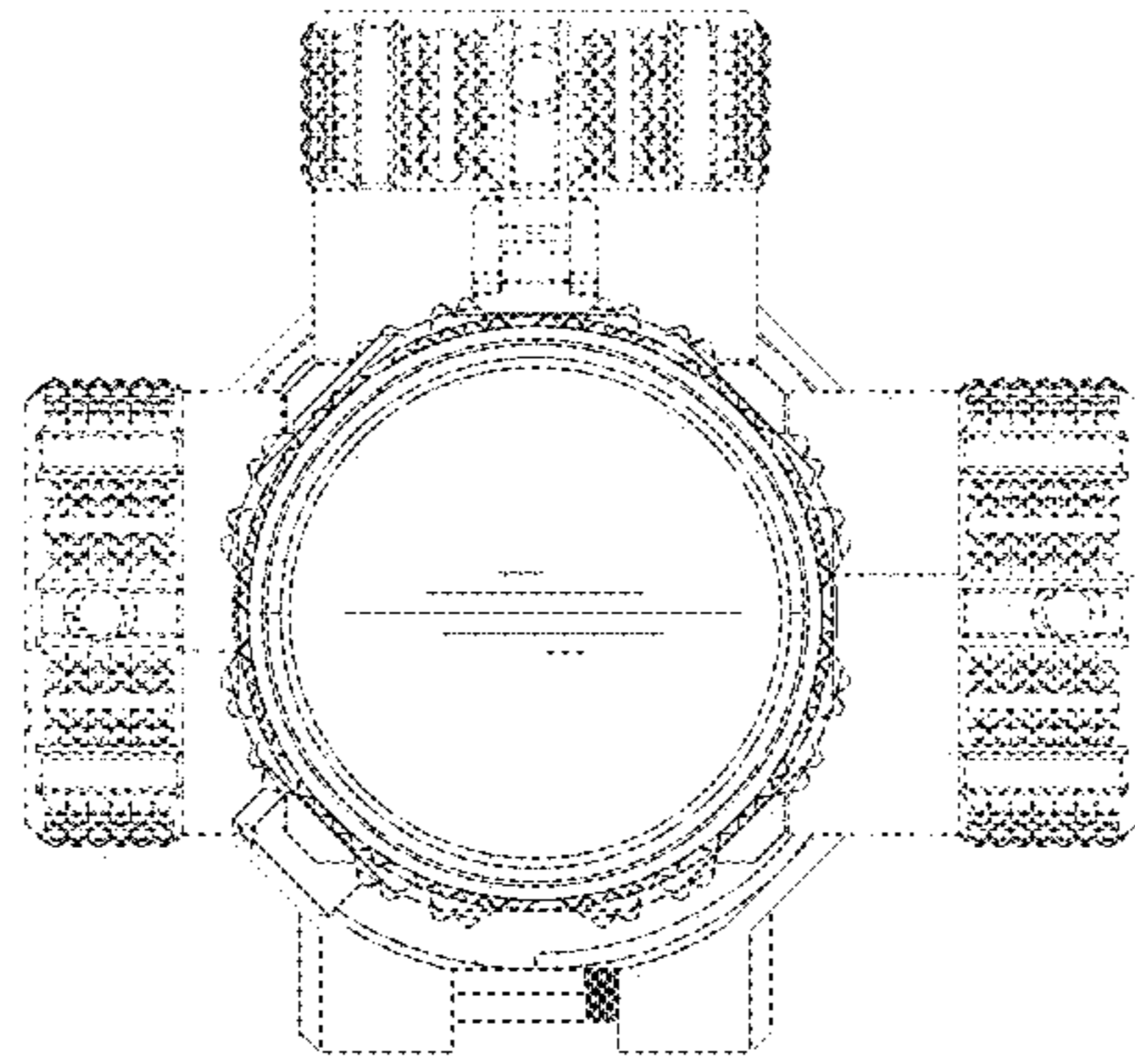


FIG. 5

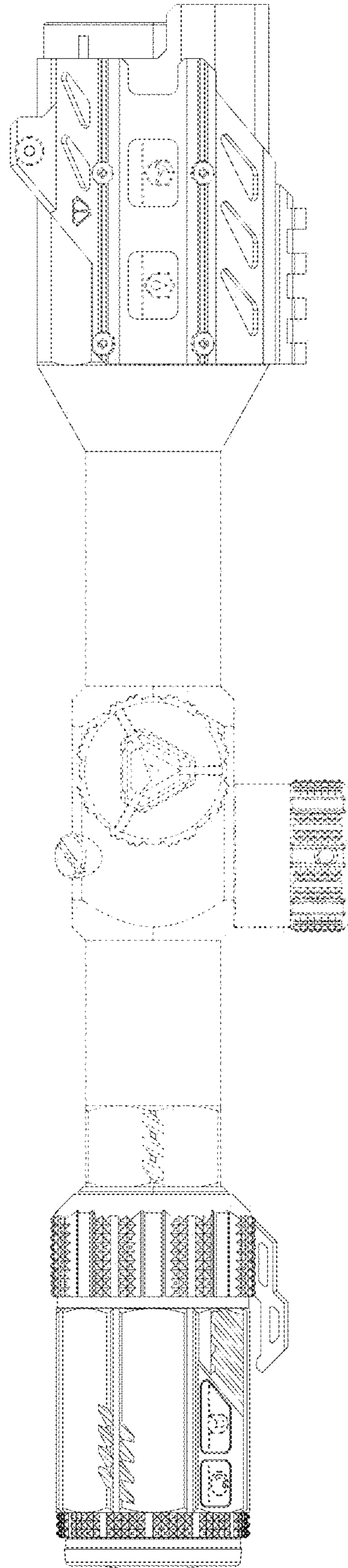


FIG. 6

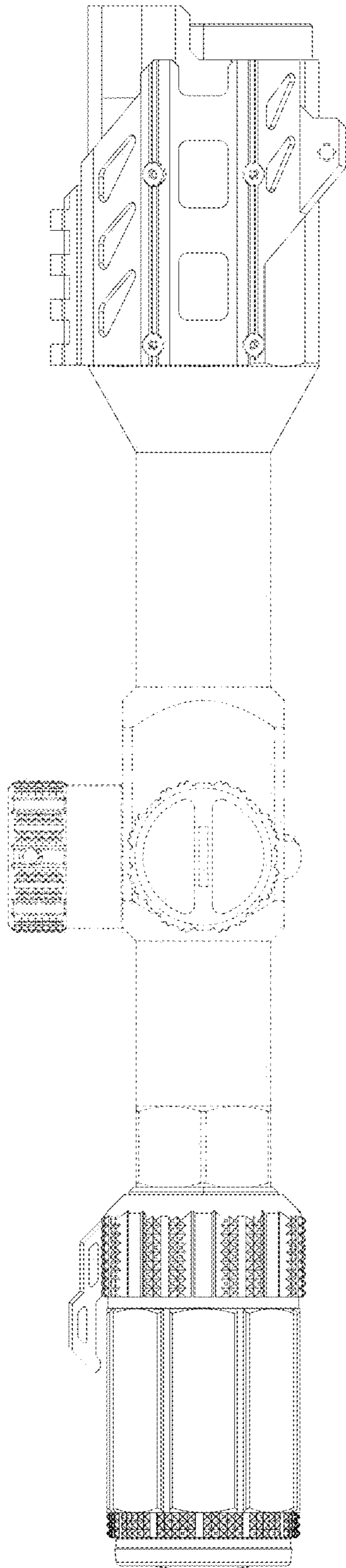


FIG. 7