



US00D969240S

(12) **United States Design Patent** (10) **Patent No.:** **US D969,240 S**
Hu (45) **Date of Patent:** **** Nov. 8, 2022**

(54) **HULA-HOOP**
(71) Applicant: **Honghua Hu**, Yongkang (CN)
(72) Inventor: **Honghua Hu**, Yongkang (CN)
(**) Term: **15 Years**
(21) Appl. No.: **29/794,003**
(22) Filed: **Jun. 9, 2021**
(51) **LOC (13) Cl.** **21-02**
(52) **U.S. Cl.**
USPC **D21/662**; D21/457; D21/683
(58) **Field of Classification Search**
USPC D21/457, 466, 662, 672, 680, 683, 691,
D21/694; D24/200, 211, 215; 482/110;
601/23, 121, 124
CPC A63B 19/00; A63B 19/02; A63B 21/0004;
A63B 21/0608; A63B 21/0609; A63B
21/0618; A63B 21/065; A63B 21/22;
A63B 21/222; A63B 21/4009; A63B
21/4025; A63B 23/0205; A63B 23/0211;
A63B 2213/00; A61H 15/0028
See application file for complete search history.

CN	306034184	*	9/2020	
CN	306142846	*	10/2020	
CN	211836058	U	* 11/2020	
CN	306205023	*	12/2020	
CN	306257073	*	12/2020	
CN	112274843	A	* 1/2021	
CN	112295157	A	* 2/2021	
CN	212491315	U	* 2/2021	
CN	212522846	U	* 2/2021	
CN	212548108	U	* 2/2021	
CN	008470488-0001	*	3/2021	
CN	008471296-0003	*	3/2021	
CN	306384143	*	3/2021	
CN	008521330-0001	*	4/2021	
CN	212854438	U	* 4/2021	
CN	112915456	A	* 6/2021 A63B 19/02
EM	008523401-0001	*	5/2021	

* cited by examiner

Primary Examiner — Catherine A Tuttle
(74) *Attorney, Agent, or Firm* — Jeenam Park

(57) **CLAIM**

The ornamental design for a hula-hoop, as shown and described.

(56) **References Cited**

U.S. PATENT DOCUMENTS

D399,969	S	10/1998	Lin	
D733,813	S	7/2015	Schauenburg	
D937,357	S	* 11/2021	Ju D21/457
11,173,336	B1	* 11/2021	Xu A63B 21/0608
D954,857	S	* 6/2022	Yang D21/662
2014/0342882	A1	* 11/2014	Huang A63B 21/222 482/110
2017/0100620	A1	* 4/2017	Hsiao A63B 21/0618

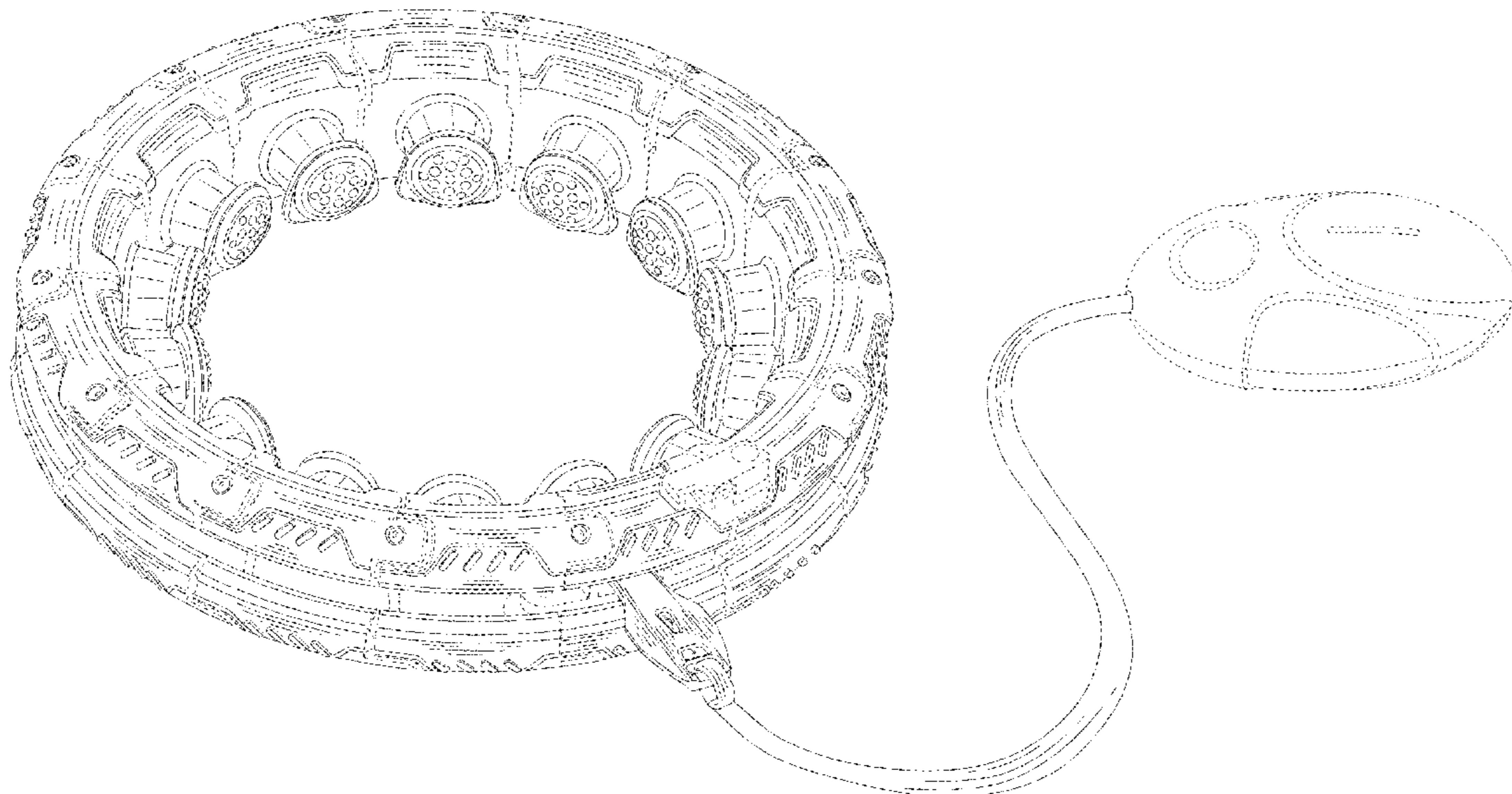
FOREIGN PATENT DOCUMENTS

CN	204092930	U	*	1/2015
CN	305853390		*	6/2020
CN	305929453		*	7/2020

DESCRIPTION

FIG. 1 is a perspective view of a hula-hoop showing my new design;
FIG. 2 is a front view thereof;
FIG. 3 is a rear view thereof;
FIG. 4 is a left side view thereof;
FIG. 5 is a right side view thereof;
FIG. 6 is a top plan view thereof; and,
FIG. 7 is a bottom plan view thereof.
The broken lines shown in the drawings illustrate portions of the hula-hoop that form no part of the claimed design.

1 Claim, 7 Drawing Sheets



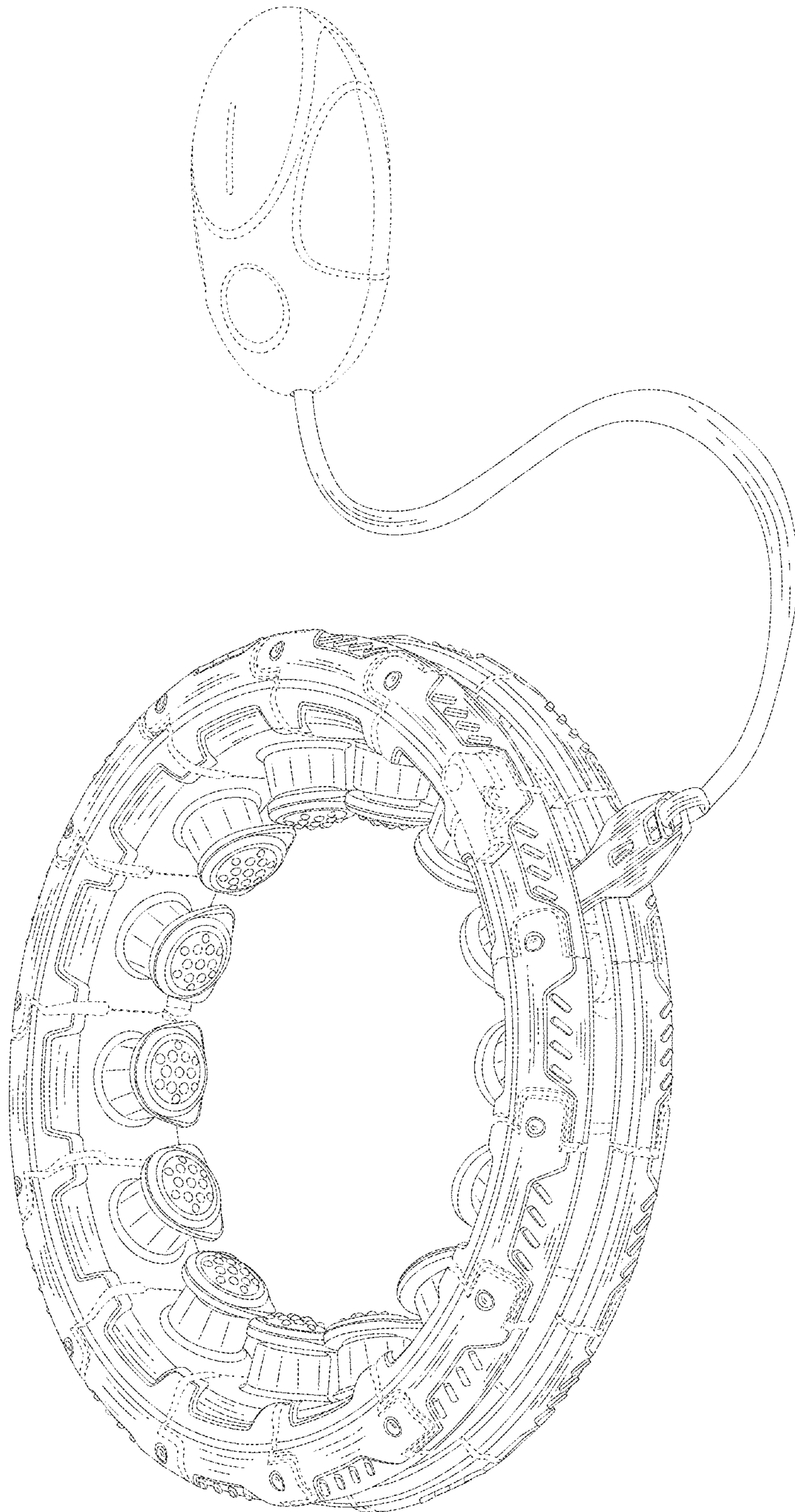


FIG. 1

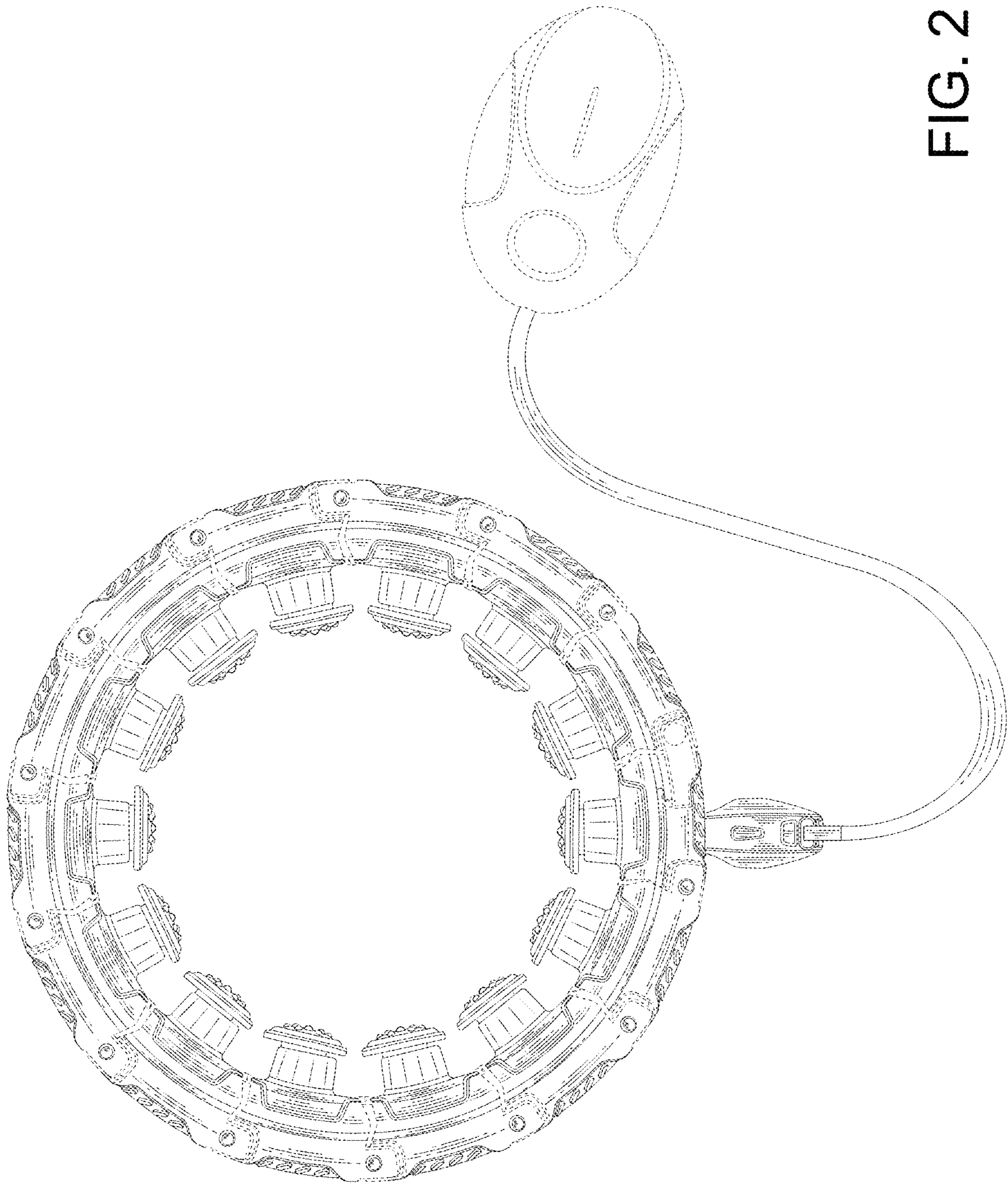


FIG. 2

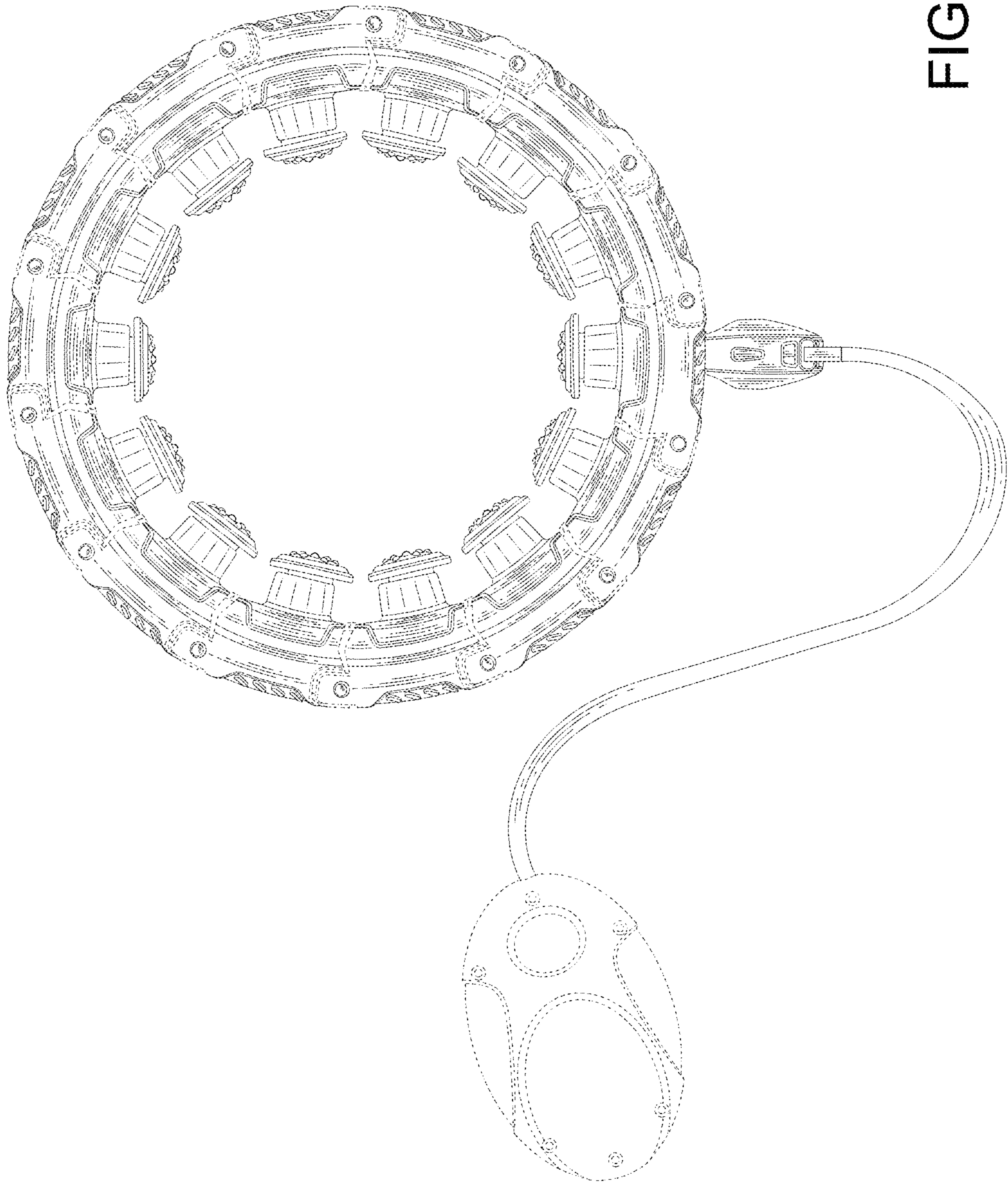


FIG. 3

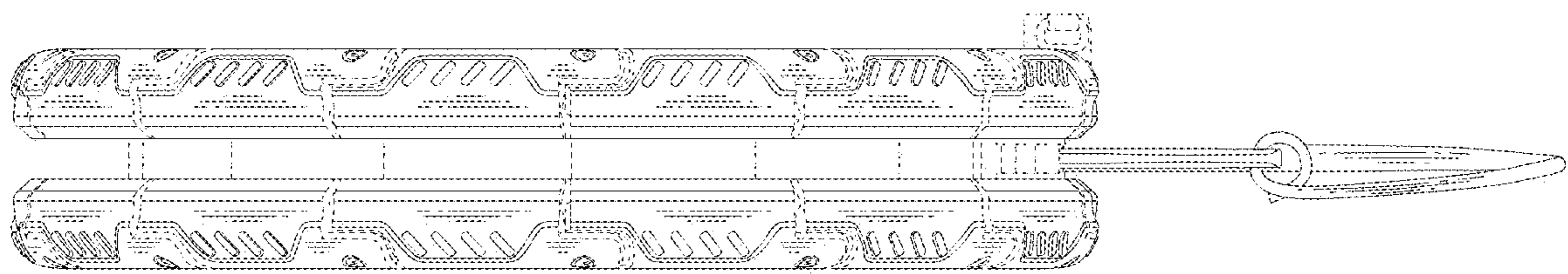


FIG. 4

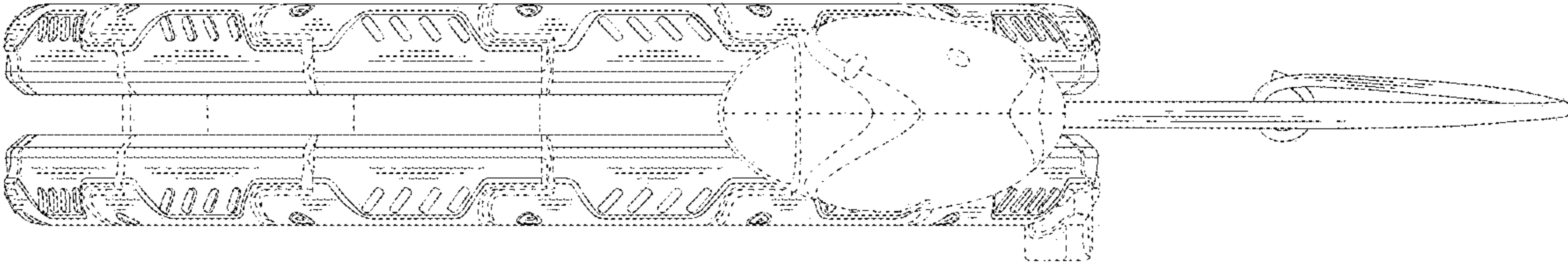


FIG. 5

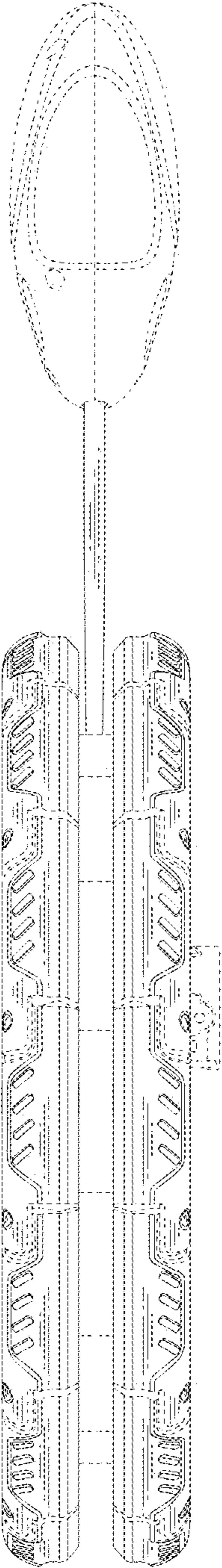


FIG. 6

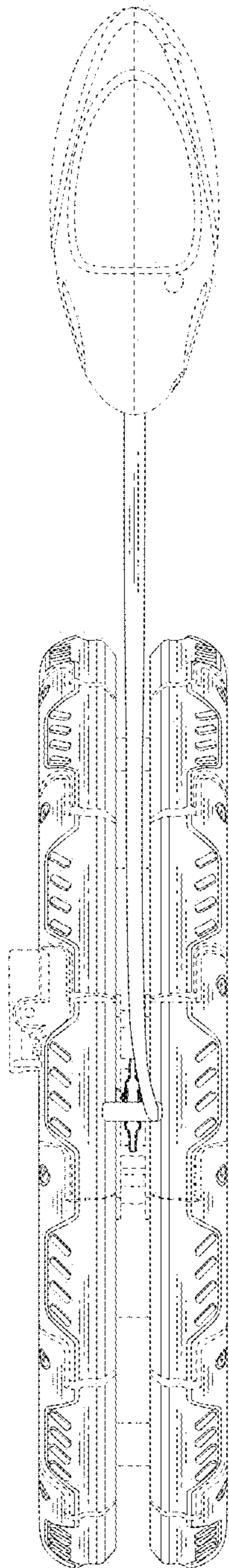


FIG. 7